

IMMINGHAM EASTERN RO-RO TERMINAL



Traffic Survey Data – June 2023

Document Reference: 10.2.18

APFP Regulations 2009 – Regulation 5(2)(q)

PINS Reference – TR030007

August 2023

Project	Immingham Eastern Ro-Ro Terminal	
Document Title	Traffic Survey Data – June 2023	
Commissioned by	Associated British Ports	
Document ref	10.2.18	
APFP Reg 2009	Regulation 5(2)(q)	
Prepared by	IERRT Project Team	
Date	Version	Revision Details
08/2023	01 – Deadline 1	

12384 IMMINGHAM										
JUNE 2023										
Site	Location	Direction	Start Date	End Date	Posted Speed Limit (PSL)	Total Vehicles	5 Day Ave.	7 Day Ave.	Average 85%ile Speed	Average Mean Speed
Site No: 12384001	Site 1 - A1173, Immingham (N of Kiln Ln) 53.60542, -0.18755	Channel: Northbound	Tue 06-Jun-23	Mon 12-Jun-23	40	22514	3926	3216	52.0	45.4
		Channel: Southbound	Tue 06-Jun-23	Mon 12-Jun-23		21791	3772	3113	50.2	43.5

12384 IMMINGHAM Site No: 12384001 Location Site 1 - A1173, Immingham (N of Kiln Ln)
 Tue 06-Jun-23 to Mon 12-Jun-23 Channel: Northbound

TIME PERIOD	TOTAL VEHICLES	MOTOR-CYCLES	CARS OR CAR-BASED LGV	LIGHT GOODS VEHICLES	BUSES	TWO AXLE, SIX TYRE, RIGID/BUSES	THREE AXLE RIGID	FOUR OR MORE AXLE RIGID	FOUR OR LESS AXLE ARTIC	FIVE AXLE ARTIC	SIX OR MORE AXLE ARTIC	FIVE OR LESS AXLE MULTI-TRAILER ARTIC	SIX AXLE MULTI-TRAILER ARTIC	SEVEN OR MORE AXLE ARTIC
-------------	----------------	--------------	-----------------------	----------------------	-------	---------------------------------	------------------	-------------------------	-------------------------	-----------------	------------------------	---------------------------------------	------------------------------	--------------------------

Tue 06-Jun-23														
00:00	7	0	6	0	0	0	0	0	1	0	0	0	0	0
01:00	16	0	13	1	0	0	0	0	0	0	0	2	0	0
02:00	14	0	11	1	1	0	0	0	0	0	0	1	0	0
03:00	29	0	19	7	0	0	0	0	0	0	1	2	0	0
04:00	91	0	63	19	0	0	1	1	1	0	3	3	0	0
05:00	209	1	170	18	0	0	5	0	2	1	4	8	0	0
06:00	386	2	305	42	1	1	5	0	3	0	6	21	0	0
07:00	503	6	407	62	4	0	7	0	2	0	3	12	0	0
08:00	372	1	283	61	1	1	3	0	6	0	6	10	0	0
09:00	223	0	125	51	2	1	2	0	3	1	8	30	0	0
10:00	205	0	115	36	3	1	2	0	10	1	9	28	0	0
11:00	231	0	151	39	2	2	2	0	6	1	10	18	0	0
12:00	252	1	156	42	1	6	1	0	6	0	10	29	0	0
13:00	273	2	154	45	2	5	4	0	14	0	18	29	0	0
14:00	245	0	155	31	2	1	3	0	12	0	10	31	0	0
15:00	253	0	169	30	5	1	0	0	6	1	13	28	0	0
16:00	223	3	153	25	2	1	2	0	2	1	10	24	0	0
17:00	219	2	166	28	1	1	0	0	2	0	5	14	0	0
18:00	133	2	111	11	0	0	1	0	1	0	2	5	0	0
19:00	68	0	57	6	0	0	2	0	0	0	0	3	0	0
20:00	56	0	48	3	0	0	0	0	0	0	2	3	0	0
21:00	43	0	40	2	0	0	0	0	0	0	0	1	0	0
22:00	30	0	28	2	0	0	0	0	0	0	0	0	0	0
23:00	14	0	13	1	0	0	0	0	0	0	0	0	0	0
12H,7-19	3132	17	2145	461	25	20	27	0	70	5	104	258	0	0
16H,6-22	3685	19	2595	514	26	21	34	0	73	5	112	286	0	0
18H,6-24	3729	19	2636	517	26	21	34	0	73	5	112	286	0	0
24H,0-24	4095	20	2918	563	27	21	40	1	77	6	120	302	0	0

Wed 07-Jun-23														
00:00	16	0	14	1	0	0	0	0	0	0	0	1	0	0
01:00	8	0	6	2	0	0	0	0	0	0	0	0	0	0
02:00	15	0	10	4	0	0	0	0	0	0	0	1	0	0
03:00	29	0	25	3	0	0	0	0	0	0	0	1	0	0
04:00	93	0	69	13	0	0	3	0	2	0	0	6	0	0
05:00	202	0	162	17	0	0	3	0	4	1	5	10	0	0

12384 IMMINGHAM Site No: 12384001 Location Site 1 - A1173, Immingham (N of Kiln Ln)
 Tue 06-Jun-23 to Mon 12-Jun-23 Channel: Northbound

TIME PERIOD	TOTAL VEHICLES	MOTOR-CYCLES	CARS OR		BUSES	TWO AXLE, SIX TYRE, RIGID/BUSES		FOUR OR MORE AXLE RIGID		FOUR OR LESS AXLE ARTIC		SIX OR MORE AXLE ARTIC		FIVE OR LESS AXLE MULTI-TRAILER ARTIC		SIX AXLE MULTI-TRAILER ARTIC		SEVEN OR MORE AXLE ARTIC	
			CAR-BASED LGV	LIGHT GOODS VEHICLES		RIGID	RIGID	ARTIC	ARTIC	ARTIC	ARTIC	ARTIC	ARTIC	ARTIC	ARTIC				
06:00	398	3	319	49	1	0	1	0	5	0	8	12	0	0					
07:00	514	2	403	80	1	3	4	0	5	1	6	9	0	0					
08:00	375	2	288	57	2	1	3	0	7	1	3	11	0	0					
09:00	207	0	131	47	0	0	2	0	4	0	9	14	0	0					
10:00	209	0	120	37	0	4	2	0	7	1	9	29	0	0					
11:00	204	1	121	35	3	1	1	0	14	1	10	17	0	0					
12:00	246	0	167	39	2	1	3	0	10	0	8	16	0	0					
13:00	242	1	135	42	1	4	1	0	11	0	15	32	0	0					
14:00	243	2	138	55	4	4	3	0	6	0	11	20	0	0					
15:00	237	2	143	31	3	1	1	0	5	1	18	32	0	0					
16:00	231	2	156	33	3	0	0	0	4	0	9	24	0	0					
17:00	230	2	184	20	0	3	2	0	2	1	5	11	0	0					
18:00	120	1	99	15	1	0	0	0	0	0	2	2	0	0					
19:00	80	0	67	6	1	0	0	0	0	0	2	4	0	0					
20:00	58	0	49	5	0	1	1	0	0	0	0	2	0	0					
21:00	46	0	40	0	0	0	0	0	1	0	0	5	0	0					
22:00	31	0	28	2	0	0	0	0	0	0	0	1	0	0					
23:00	17	0	13	3	0	1	0	0	0	0	0	0	0	0					
12H,7-19	3058	15	2085	491	20	22	22	0	75	6	105	217	0	0					
16H,6-22	3640	18	2560	551	22	23	24	0	81	6	115	240	0	0					
18H,6-24	3688	18	2601	556	22	24	24	0	81	6	115	241	0	0					
24H,0-24	4051	18	2887	596	22	24	30	0	87	7	120	260	0	0					
Thu 08-Jun-23																			
00:00	8	0	6	1	0	0	0	0	0	0	0	1	0	0					
01:00	13	0	9	3	0	0	0	0	0	0	0	1	0	0					
02:00	17	0	15	2	0	0	0	0	0	0	0	0	0	0					
03:00	37	0	25	7	0	0	1	0	1	0	0	3	0	0					
04:00	103	0	82	11	0	0	1	0	2	0	2	5	0	0					
05:00	185	2	152	12	0	1	3	0	6	0	1	8	0	0					
06:00	394	2	327	46	0	0	1	0	1	1	3	13	0	0					
07:00	508	4	415	69	1	1	3	0	4	0	4	7	0	0					
08:00	359	3	271	47	5	2	2	0	9	1	3	16	0	0					
09:00	256	0	163	57	2	1	1	0	4	2	9	17	0	0					
10:00	206	0	119	39	0	1	3	0	11	2	9	22	0	0					
11:00	223	2	135	50	2	1	3	0	4	1	4	21	0	0					
12:00	231	0	150	43	3	0	3	0	9	0	6	17	0	0					

12384 IMMINGHAM Site No: 12384001 Location Site 1 - A1173, Immingham (N of Kiln Ln)
 Tue 06-Jun-23 to Mon 12-Jun-23 Channel: Northbound

TIME PERIOD	TOTAL VEHICLES	MOTOR-CYCLES	CARS OR			TWO AXLE, SIX TYRE, RIGID/BUSES	THREE AXLE RIGID	FOUR OR MORE AXLE RIGID	FOUR OR LESS AXLE ARTIC	FIVE AXLE ARTIC	SIX OR MORE AXLE ARTIC	FIVE OR LESS AXLE MULTI-TRAILER ARTIC	SIX AXLE MULTI-TRAILER ARTIC	SEVEN OR MORE AXLE ARTIC
			CAR-BASED LGV	LIGHT GOODS VEHICLES	BUSES									
13:00	238	1	147	30	2	2	2	0	11	0	11	32	0	0
14:00	201	1	120	37	0	2	1	0	9	0	4	27	0	0
15:00	237	1	165	34	4	1	1	0	5	2	8	16	0	0
16:00	206	2	139	27	4	1	1	0	3	0	9	20	0	0
17:00	185	0	141	28	2	1	0	0	1	0	2	10	0	0
18:00	140	1	113	17	0	0	0	0	1	0	2	6	0	0
19:00	94	0	83	8	0	0	0	0	0	0	1	2	0	0
20:00	52	0	44	6	0	0	1	0	0	0	0	1	0	0
21:00	42	0	32	5	0	1	0	0	1	0	2	1	0	0
22:00	31	0	26	2	0	0	0	0	1	0	0	2	0	0
23:00	20	0	15	1	1	0	0	0	0	0	1	2	0	0
12H,7-19	2990	15	2078	478	25	13	20	0	71	8	71	211	0	0
16H,6-22	3572	17	2564	543	25	14	22	0	73	9	77	228	0	0
18H,6-24	3623	17	2605	546	26	14	22	0	74	9	78	232	0	0
24H,0-24	3986	19	2894	582	26	15	27	0	83	9	81	250	0	0
Fri 09-Jun-23														
00:00	17	0	15	1	0	0	0	0	0	0	0	1	0	0
01:00	10	0	8	1	0	0	0	0	0	0	0	1	0	0
02:00	11	0	9	1	0	0	0	0	0	0	0	1	0	0
03:00	28	0	20	4	0	0	0	0	1	0	1	2	0	0
04:00	92	0	76	9	0	0	2	0	0	1	0	4	0	0
05:00	165	3	124	19	0	0	3	0	3	1	4	8	0	0
06:00	361	1	297	34	0	1	4	0	4	0	8	12	0	0
07:00	459	3	377	63	1	0	0	0	3	0	4	8	0	0
08:00	285	2	199	51	3	2	1	0	5	0	5	17	0	0
09:00	190	0	119	39	0	3	3	0	3	2	6	15	0	0
10:00	197	1	110	44	1	4	1	0	6	1	6	23	0	0
11:00	199	1	135	36	0	0	2	0	5	0	4	16	0	0
12:00	239	0	148	39	3	2	3	0	7	1	6	30	0	0
13:00	234	1	144	44	2	3	5	0	5	0	8	22	0	0
14:00	222	2	143	36	2	3	2	0	6	0	4	24	0	0
15:00	217	1	165	30	3	0	0	0	3	0	6	9	0	0
16:00	209	0	163	21	1	0	2	0	3	0	4	15	0	0
17:00	217	0	185	19	0	1	1	0	3	1	3	4	0	0
18:00	133	2	110	11	1	0	0	0	2	0	0	7	0	0
19:00	87	2	77	5	1	0	0	0	0	0	0	2	0	0

12384		IMMINGHAM				Site No: 12384001		Location Site 1 - A1173, Immingham (N of Kiln Ln)							
Tue 06-Jun-23 to Mon 12-Jun-23						Channel: Northbound									
TIME PERIOD	TOTAL VEHICLES	MOTOR-CYCLES	CARS OR CAR-BASED LGV	LIGHT GOODS VEHICLES	BUSES	TWO AXLE, SIX TYRE, RIGID/BUSES	THREE AXLE RIGID	FOUR OR MORE AXLE RIGID	FOUR OR LESS AXLE ARTIC	FIVE AXLE ARTIC	SIX OR MORE AXLE ARTIC	FIVE OR LESS AXLE MULTI-TRAILER ARTIC	SIX AXLE MULTI-TRAILER ARTIC	SEVEN OR MORE AXLE ARTIC	
20:00	56	1	50	4	0	0	0	0	0	0	0	1	0	0	
21:00	34	0	27	2	0	0	0	0	0	0	3	2	0	0	
22:00	29	1	27	1	0	0	0	0	0	0	0	0	0	0	
23:00	15	1	13	0	0	1	0	0	0	0	0	0	0	0	
12H,7-19	2801	13	1998	433	17	18	20	0	51	5	56	190	0	0	
16H,6-22	3339	17	2449	478	18	19	24	0	55	5	67	207	0	0	
18H,6-24	3383	19	2489	479	18	20	24	0	55	5	67	207	0	0	
24H,0-24	3706	22	2741	514	18	20	29	0	59	7	72	224	0	0	
Sat 10-Jun-23															
00:00	8	0	6	0	0	0	0	0	0	0	0	2	0	0	
01:00	11	0	10	0	0	0	0	0	0	0	0	1	0	0	
02:00	8	0	6	0	0	0	0	0	0	0	0	2	0	0	
03:00	19	0	14	2	0	0	0	0	0	0	0	3	0	0	
04:00	25	0	20	2	0	0	0	0	1	0	1	1	0	0	
05:00	82	1	75	4	0	0	0	0	1	0	0	1	0	0	
06:00	108	0	88	14	0	2	1	0	2	0	1	0	0	0	
07:00	112	1	72	26	2	1	1	0	0	0	4	5	0	0	
08:00	94	0	66	22	1	2	0	0	0	0	2	1	0	0	
09:00	113	1	83	23	0	2	0	0	0	0	4	0	0	0	
10:00	126	4	93	20	0	0	1	0	2	0	3	3	0	0	
11:00	120	1	95	17	0	1	1	0	1	0	1	3	0	0	
12:00	122	0	97	21	0	1	0	0	0	0	0	3	0	0	
13:00	106	0	85	13	0	0	0	0	1	0	2	5	0	0	
14:00	91	0	80	7	0	1	2	0	0	0	1	0	0	0	
15:00	90	1	78	6	0	1	0	0	0	0	2	2	0	0	
16:00	81	0	70	8	0	0	1	0	0	0	1	1	0	0	
17:00	69	1	58	9	0	0	0	0	0	0	0	1	0	0	
18:00	81	1	71	7	0	0	0	0	0	0	0	2	0	0	
19:00	44	1	36	7	0	0	0	0	0	0	0	0	0	0	
20:00	34	0	33	1	0	0	0	0	0	0	0	0	0	0	
21:00	34	0	30	1	0	0	0	0	0	0	2	1	0	0	
22:00	26	1	24	1	0	0	0	0	0	0	0	0	0	0	
23:00	26	0	23	3	0	0	0	0	0	0	0	0	0	0	
12H,7-19	1205	10	948	179	3	9	6	0	4	0	20	26	0	0	
16H,6-22	1425	11	1135	202	3	11	7	0	6	0	23	27	0	0	
18H,6-24	1477	12	1182	206	3	11	7	0	6	0	23	27	0	0	

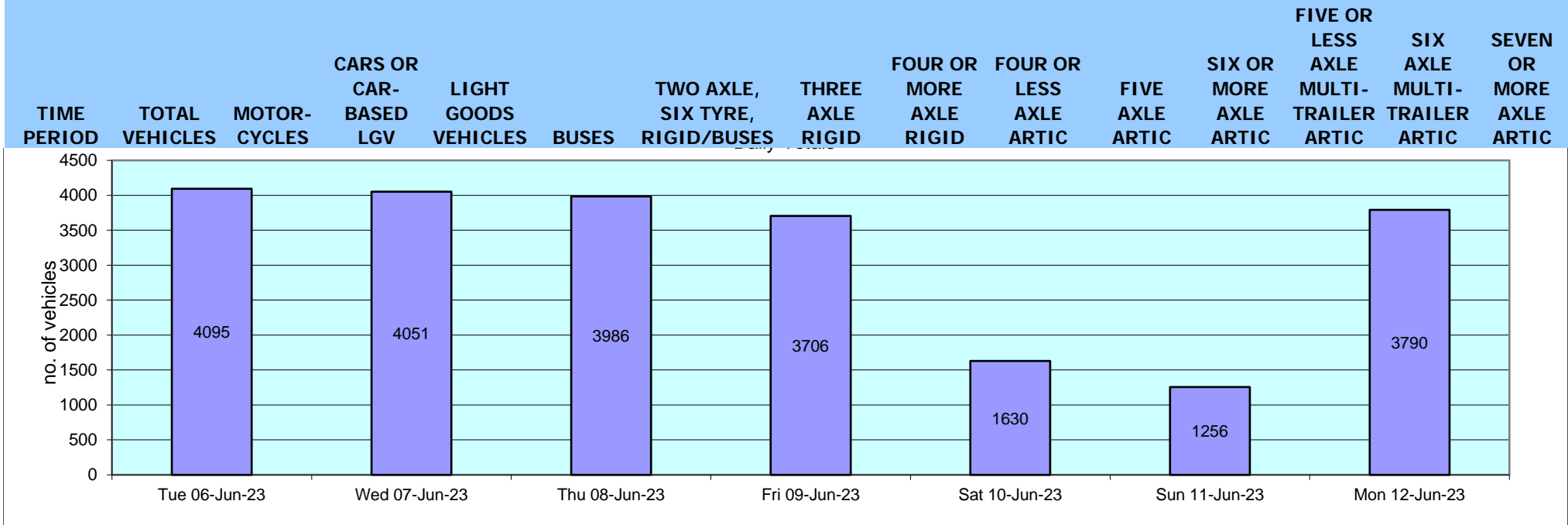
12384 IMMINGHAM Site No: 12384001 Location Site 1 - A1173, Immingham (N of Kiln Ln)
 Tue 06-Jun-23 to Mon 12-Jun-23 Channel: Northbound

TIME PERIOD	TOTAL VEHICLES	MOTOR-CYCLES	CARS OR		BUSES	TWO AXLE, SIX TYRE, RIGID/BUSES		THREE AXLE RIGID		FOUR OR MORE AXLE RIGID		FOUR OR LESS AXLE ARTIC		FIVE OR MORE AXLE ARTIC		FIVE OR LESS AXLE MULTI-TRAILER ARTIC		SIX OR MORE AXLE MULTI-TRAILER ARTIC		SEVEN OR MORE AXLE ARTIC	
			CAR-BASED LGV	LIGHT GOODS VEHICLES																	
24H,0-24	1630	13	1313	214	3	11	7	0	8	0	24	37	0	0							
Sun 11-Jun-23																					
00:00	14	0	12	0	0	1	0	0	1	0	0	0	0								
01:00	10	0	9	0	0	0	0	0	0	0	0	0	1								
02:00	4	0	4	0	0	0	0	0	0	0	0	0	0								
03:00	16	0	15	1	0	0	0	0	0	0	0	0	0								
04:00	19	0	15	2	0	0	0	0	2	0	0	0	0								
05:00	60	1	55	1	0	0	0	0	0	0	1	2	0								
06:00	82	0	66	13	0	0	0	0	1	0	0	2	0								
07:00	43	0	29	8	0	2	0	0	1	0	0	3	0								
08:00	31	0	25	5	0	0	0	0	0	0	0	1	0								
09:00	54	2	38	4	0	0	1	0	0	0	6	3	0								
10:00	85	0	62	16	0	0	0	0	0	0	0	7	0								
11:00	76	2	63	7	0	0	1	0	0	0	0	3	0								
12:00	119	3	102	10	0	0	0	0	2	0	0	2	0								
13:00	94	1	82	6	0	0	1	0	1	0	0	3	0								
14:00	97	5	76	10	0	0	0	0	0	0	2	4	0								
15:00	76	2	58	9	0	0	1	0	1	0	2	3	0								
16:00	71	0	67	3	0	0	0	0	0	0	0	1	0								
17:00	84	2	72	7	0	0	0	0	0	0	2	1	0								
18:00	89	0	80	7	0	0	0	0	0	0	0	2	0								
19:00	50	2	45	2	0	0	0	0	1	0	0	0	0								
20:00	36	0	32	3	0	1	0	0	0	0	0	0	0								
21:00	20	0	17	2	0	0	1	0	0	0	0	0	0								
22:00	15	0	15	0	0	0	0	0	0	0	0	0	0								
23:00	11	0	9	1	0	0	0	0	0	0	0	1	0								
12H,7-19	919	17	754	92	0	2	4	0	5	0	12	33	0								
16H,6-22	1107	19	914	112	0	3	5	0	7	0	12	35	0								
18H,6-24	1133	19	938	113	0	3	5	0	7	0	12	36	0								
24H,0-24	1256	20	1048	117	0	4	5	0	10	0	13	39	0								
Mon 12-Jun-23																					
00:00	5	0	5	0	0	0	0	0	0	0	0	0	0								
01:00	12	0	10	1	0	0	0	0	0	0	0	1	0								
02:00	15	0	7	6	0	0	0	0	0	0	0	2	0								
03:00	40	0	31	6	0	0	0	0	0	0	0	3	0								
04:00	86	0	53	28	0	0	3	0	0	0	1	1	0								

TIME PERIOD	TOTAL VEHICLES	MOTOR-CYCLES	CARS OR			TWO AXLE, SIX TYRE, RIGID/BUSES	THREE AXLE RIGID	FOUR OR MORE AXLE RIGID	FOUR OR LESS AXLE ARTIC	FIVE AXLE ARTIC	SIX OR MORE AXLE ARTIC	FIVE OR LESS AXLE MULTI-TRAILER ARTIC	SIX AXLE MULTI-TRAILER ARTIC	SEVEN OR MORE AXLE ARTIC
			CAR-BASED LGV	LIGHT GOODS VEHICLES	BUSES									
05:00	227	2	173	33	0	0	1	0	1	1	3	13	0	0
06:00	397	2	293	65	0	0	6	0	4	0	6	21	0	0
07:00	454	2	357	60	3	2	3	0	7	0	1	19	0	0
08:00	338	3	232	66	4	1	4	0	2	1	7	18	0	0
09:00	229	1	136	42	1	2	4	0	9	1	14	19	0	0
10:00	179	3	111	40	0	1	2	0	6	0	7	9	0	0
11:00	191	1	97	38	2	3	5	0	7	0	9	29	0	0
12:00	237	2	171	32	2	1	1	0	5	0	4	19	0	0
13:00	207	1	125	41	1	0	3	0	6	0	8	22	0	0
14:00	200	1	123	32	4	3	3	0	9	0	4	21	0	0
15:00	208	1	127	28	1	2	2	0	5	1	8	33	0	0
16:00	212	2	158	21	3	0	1	0	7	0	6	14	0	0
17:00	211	0	173	23	1	1	0	0	0	0	4	9	0	0
18:00	150	0	117	19	0	0	1	0	1	0	4	8	0	0
19:00	63	1	52	4	1	0	0	0	1	0	0	4	0	0
20:00	53	0	43	6	0	0	1	0	0	0	1	2	0	0
21:00	28	1	26	0	0	0	0	0	0	0	1	0	0	0
22:00	32	0	28	1	0	0	1	0	0	0	1	1	0	0
23:00	16	0	13	2	0	0	0	0	0	0	1	0	0	0
12H,7-19	2816	17	1927	442	22	16	29	0	64	3	76	220	0	0
16H,6-22	3357	21	2341	517	23	16	36	0	69	3	84	247	0	0
18H,6-24	3405	21	2382	520	23	16	37	0	69	3	86	248	0	0
24H,0-24	3790	23	2661	594	23	16	41	0	70	4	90	268	0	0
Daily Totals														
Tue 06-Jun-23	4095	20	2918	563	27	21	40	1	77	6	120	302	0	0
Wed 07-Jun-23	4051	18	2887	596	22	24	30	0	87	7	120	260	0	0
Thu 08-Jun-23	3986	19	2894	582	26	15	27	0	83	9	81	250	0	0
Fri 09-Jun-23	3706	22	2741	514	18	20	29	0	59	7	72	224	0	0
Sat 10-Jun-23	1630	13	1313	214	3	11	7	0	8	0	24	37	0	0
Sun 11-Jun-23	1256	20	1048	117	0	4	5	0	10	0	13	39	0	0
Mon 12-Jun-23	3790	23	2661	594	23	16	41	0	70	4	90	268	0	0
Total Vehicles														
[--]	22514	135	16462	3180	119	111	179	1	394	33	520	1380	0	0

Daily Totals

12384 IMMINGHAM Site No: 12384001 Location Site 1 - A1173, Immingham (N of Kiln Ln)
 Tue 06-Jun-23 to Mon 12-Jun-23 Channel: Northbound



12384 IMMINGHAM Site No: 12384001 Location Site 1 - A1173, Immingham (N of Kiln Ln)
 Tue 06-Jun-23 to Mon 12-Jun-23 Channel: Northbound

TIME PERIOD	TOTAL VEHICLES	MOTOR-CYCLES	MOTOR-CYCLES%	CARS	CARS %	LGV	LGV %	HGV	HGV %	BUS	BUS %
Tue 06-Jun-23											
00:00	7	0	0.0	6	85.7	0	0.0	1	14.3	0	0.0
01:00	16	0	0.0	13	81.3	1	6.3	2	12.5	0	0.0
02:00	14	0	0.0	11	78.6	1	7.1	1	7.1	1	7.1
03:00	29	0	0.0	19	65.5	7	24.1	3	10.3	0	0.0
04:00	91	0	0.0	63	69.2	19	20.9	9	9.9	0	0.0
05:00	209	1	0.5	170	81.3	18	8.6	20	9.6	0	0.0
06:00	386	2	0.5	305	79.0	42	10.9	36	9.3	1	0.3
07:00	503	6	1.2	407	80.9	62	12.3	24	4.8	4	0.8
08:00	372	1	0.3	283	76.1	61	16.4	26	7.0	1	0.3
09:00	223	0	0.0	125	56.1	51	22.9	45	20.2	2	0.9
10:00	205	0	0.0	115	56.1	36	17.6	51	24.9	3	1.5
11:00	231	0	0.0	151	65.4	39	16.9	39	16.9	2	0.9
12:00	252	1	0.4	156	61.9	42	16.7	52	20.6	1	0.4
13:00	273	2	0.7	154	56.4	45	16.5	70	25.6	2	0.7
14:00	245	0	0.0	155	63.3	31	12.7	57	23.3	2	0.8
15:00	253	0	0.0	169	66.8	30	11.9	49	19.4	5	2.0
16:00	223	3	1.4	153	68.6	25	11.2	40	17.9	2	0.9
17:00	219	2	0.9	166	75.8	28	12.8	22	10.1	1	0.5
18:00	133	2	1.5	111	83.5	11	8.3	9	6.8	0	0.0
19:00	68	0	0.0	57	83.8	6	8.8	5	7.4	0	0.0
20:00	56	0	0.0	48	85.7	3	5.4	5	8.9	0	0.0
21:00	43	0	0.0	40	93.0	2	4.7	1	2.3	0	0.0
22:00	30	0	0.0	28	93.3	2	6.7	0	0.0	0	0.0
23:00	14	0	0.0	13	92.9	1	7.1	0	0.0	0	0.0
12H,7-19	3132	17	0.5	2145	68.5	461	14.7	484	15.5	25	0.8
16H,6-22	3685	19	0.5	2595	70.4	514	14.0	531	14.4	26	0.7
18H,6-24	3729	19	0.5	2636	70.7	517	13.9	531	14.2	26	0.7
24H,0-24	4095	20	0.5	2918	71.3	563	13.8	567	13.9	27	0.7

Wed 07-Jun-23											
00:00	16	0	0.0	14	87.5	1	6.3	1	6.3	0	0.0
01:00	8	0	0.0	6	75.0	2	25.0	0	0.0	0	0.0
02:00	15	0	0.0	10	66.7	4	26.7	1	6.7	0	0.0
03:00	29	0	0.0	25	86.2	3	10.3	1	3.5	0	0.0
04:00	93	0	0.0	69	74.2	13	14.0	11	11.8	0	0.0
05:00	202	0	0.0	162	80.2	17	8.4	23	11.4	0	0.0

12384 IMMINGHAM Site No: 12384001 Location Site 1 - A1173, Immingham (N of Kiln Ln)
 Tue 06-Jun-23 to Mon 12-Jun-23 Channel: Northbound

TIME PERIOD	TOTAL VEHICLES	MOTOR-CYCLES	MOTOR-CYCLES%	CARS	CARS %	LGV	LGV %	HGV	HGV %	BUS	BUS %
06:00	398	3	0.8	319	80.2	49	12.3	26	6.5	1	0.3
07:00	514	2	0.4	403	78.4	80	15.6	28	5.5	1	0.2
08:00	375	2	0.5	288	76.8	57	15.2	26	6.9	2	0.5
09:00	207	0	0.0	131	63.3	47	22.7	29	14.0	0	0.0
10:00	209	0	0.0	120	57.4	37	17.7	52	24.9	0	0.0
11:00	204	1	0.5	121	59.3	35	17.2	44	21.6	3	1.5
12:00	246	0	0.0	167	67.9	39	15.9	38	15.5	2	0.8
13:00	242	1	0.4	135	55.8	42	17.4	63	26.0	1	0.4
14:00	243	2	0.8	138	56.8	55	22.6	44	18.1	4	1.7
15:00	237	2	0.8	143	60.3	31	13.1	58	24.5	3	1.3
16:00	231	2	0.9	156	67.5	33	14.3	37	16.0	3	1.3
17:00	230	2	0.9	184	80.0	20	8.7	24	10.4	0	0.0
18:00	120	1	0.8	99	82.5	15	12.5	4	3.3	1	0.8
19:00	80	0	0.0	67	83.8	6	7.5	6	7.5	1	1.3
20:00	58	0	0.0	49	84.5	5	8.6	4	6.9	0	0.0
21:00	46	0	0.0	40	87.0	0	0.0	6	13.0	0	0.0
22:00	31	0	0.0	28	90.3	2	6.5	1	3.2	0	0.0
23:00	17	0	0.0	13	76.5	3	17.7	1	5.9	0	0.0
12H,7-19	3058	15	0.5	2085	68.2	491	16.1	447	14.6	20	0.7
16H,6-22	3640	18	0.5	2560	70.3	551	15.1	489	13.4	22	0.6
18H,6-24	3688	18	0.5	2601	70.5	556	15.1	491	13.3	22	0.6
24H,0-24	4051	18	0.4	2887	71.3	596	14.7	528	13.0	22	0.5
Thu 08-Jun-23											
00:00	8	0	0.0	6	75.0	1	12.5	1	12.5	0	0.0
01:00	13	0	0.0	9	69.2	3	23.1	1	7.7	0	0.0
02:00	17	0	0.0	15	88.2	2	11.8	0	0.0	0	0.0
03:00	37	0	0.0	25	67.6	7	18.9	5	13.5	0	0.0
04:00	103	0	0.0	82	79.6	11	10.7	10	9.7	0	0.0
05:00	185	2	1.1	152	82.2	12	6.5	19	10.3	0	0.0
06:00	394	2	0.5	327	83.0	46	11.7	19	4.8	0	0.0
07:00	508	4	0.8	415	81.7	69	13.6	19	3.7	1	0.2
08:00	359	3	0.8	271	75.5	47	13.1	33	9.2	5	1.4
09:00	256	0	0.0	163	63.7	57	22.3	34	13.3	2	0.8
10:00	206	0	0.0	119	57.8	39	18.9	48	23.3	0	0.0
11:00	223	2	0.9	135	60.5	50	22.4	34	15.3	2	0.9
12:00	231	0	0.0	150	64.9	43	18.6	35	15.2	3	1.3

TIME PERIOD	TOTAL VEHICLES	MOTOR-CYCLES	MOTOR-CYCLES%	CARS	CARS %	LGV	LGV %	HGV	HGV %	BUS	BUS %
13:00	238	1	0.4	147	61.8	30	12.6	58	24.4	2	0.8
14:00	201	1	0.5	120	59.7	37	18.4	43	21.4	0	0.0
15:00	237	1	0.4	165	69.6	34	14.4	33	13.9	4	1.7
16:00	206	2	1.0	139	67.5	27	13.1	34	16.5	4	1.9
17:00	185	0	0.0	141	76.2	28	15.1	14	7.6	2	1.1
18:00	140	1	0.7	113	80.7	17	12.1	9	6.4	0	0.0
19:00	94	0	0.0	83	88.3	8	8.5	3	3.2	0	0.0
20:00	52	0	0.0	44	84.6	6	11.5	2	3.9	0	0.0
21:00	42	0	0.0	32	76.2	5	11.9	5	11.9	0	0.0
22:00	31	0	0.0	26	83.9	2	6.5	3	9.7	0	0.0
23:00	20	0	0.0	15	75.0	1	5.0	3	15.0	1	5.0
12H,7-19	2990	15	0.5	2078	69.5	478	16.0	394	13.2	25	0.8
16H,6-22	3572	17	0.5	2564	71.8	543	15.2	423	11.8	25	0.7
18H,6-24	3623	17	0.5	2605	71.9	546	15.1	429	11.8	26	0.7
24H,0-24	3986	19	0.5	2894	72.6	582	14.6	465	11.7	26	0.7
Fri 09-Jun-23											
00:00	17	0	0.0	15	88.2	1	5.9	1	5.9	0	0.0
01:00	10	0	0.0	8	80.0	1	10.0	1	10.0	0	0.0
02:00	11	0	0.0	9	81.8	1	9.1	1	9.1	0	0.0
03:00	28	0	0.0	20	71.4	4	14.3	4	14.3	0	0.0
04:00	92	0	0.0	76	82.6	9	9.8	7	7.6	0	0.0
05:00	165	3	1.8	124	75.2	19	11.5	19	11.5	0	0.0
06:00	361	1	0.3	297	82.3	34	9.4	29	8.0	0	0.0
07:00	459	3	0.7	377	82.1	63	13.7	15	3.3	1	0.2
08:00	285	2	0.7	199	69.8	51	17.9	30	10.5	3	1.1
09:00	190	0	0.0	119	62.6	39	20.5	32	16.8	0	0.0
10:00	197	1	0.5	110	55.8	44	22.3	41	20.8	1	0.5
11:00	199	1	0.5	135	67.8	36	18.1	27	13.6	0	0.0
12:00	239	0	0.0	148	61.9	39	16.3	49	20.5	3	1.3
13:00	234	1	0.4	144	61.5	44	18.8	43	18.4	2	0.9
14:00	222	2	0.9	143	64.4	36	16.2	39	17.6	2	0.9
15:00	217	1	0.5	165	76.0	30	13.8	18	8.3	3	1.4
16:00	209	0	0.0	163	78.0	21	10.1	24	11.5	1	0.5
17:00	217	0	0.0	185	85.3	19	8.8	13	6.0	0	0.0
18:00	133	2	1.5	110	82.7	11	8.3	9	6.8	1	0.8
19:00	87	2	2.3	77	88.5	5	5.8	2	2.3	1	1.2

TIME PERIOD	TOTAL VEHICLES	MOTOR-CYCLES	MOTOR-CYCLES%	CARS	CARS %	LGV	LGV %	HGV	HGV %	BUS	BUS %
20:00	56	1	1.8	50	89.3	4	7.1	1	1.8	0	0.0
21:00	34	0	0.0	27	79.4	2	5.9	5	14.7	0	0.0
22:00	29	1	3.5	27	93.1	1	3.5	0	0.0	0	0.0
23:00	15	1	6.7	13	86.7	0	0.0	1	6.7	0	0.0
12H,7-19	2801	13	0.5	1998	71.3	433	15.5	340	12.1	17	0.6
16H,6-22	3339	17	0.5	2449	73.4	478	14.3	377	11.3	18	0.5
18H,6-24	3383	19	0.6	2489	73.6	479	14.2	378	11.2	18	0.5
24H,0-24	3706	22	0.6	2741	74.0	514	13.9	411	11.1	18	0.5
Sat 10-Jun-23											
00:00	8	0	0.0	6	75.0	0	0.0	2	25.0	0	0.0
01:00	11	0	0.0	10	90.9	0	0.0	1	9.1	0	0.0
02:00	8	0	0.0	6	75.0	0	0.0	2	25.0	0	0.0
03:00	19	0	0.0	14	73.7	2	10.5	3	15.8	0	0.0
04:00	25	0	0.0	20	80.0	2	8.0	3	12.0	0	0.0
05:00	82	1	1.2	75	91.5	4	4.9	2	2.4	0	0.0
06:00	108	0	0.0	88	81.5	14	13.0	6	5.6	0	0.0
07:00	112	1	0.9	72	64.3	26	23.2	11	9.8	2	1.8
08:00	94	0	0.0	66	70.2	22	23.4	5	5.3	1	1.1
09:00	113	1	0.9	83	73.5	23	20.4	6	5.3	0	0.0
10:00	126	4	3.2	93	73.8	20	15.9	9	7.1	0	0.0
11:00	120	1	0.8	95	79.2	17	14.2	7	5.8	0	0.0
12:00	122	0	0.0	97	79.5	21	17.2	4	3.3	0	0.0
13:00	106	0	0.0	85	80.2	13	12.3	8	7.6	0	0.0
14:00	91	0	0.0	80	87.9	7	7.7	4	4.4	0	0.0
15:00	90	1	1.1	78	86.7	6	6.7	5	5.6	0	0.0
16:00	81	0	0.0	70	86.4	8	9.9	3	3.7	0	0.0
17:00	69	1	1.5	58	84.1	9	13.0	1	1.5	0	0.0
18:00	81	1	1.2	71	87.7	7	8.6	2	2.5	0	0.0
19:00	44	1	2.3	36	81.8	7	15.9	0	0.0	0	0.0
20:00	34	0	0.0	33	97.1	1	2.9	0	0.0	0	0.0
21:00	34	0	0.0	30	88.2	1	2.9	3	8.8	0	0.0
22:00	26	1	3.9	24	92.3	1	3.9	0	0.0	0	0.0
23:00	26	0	0.0	23	88.5	3	11.5	0	0.0	0	0.0
12H,7-19	1205	10	0.8	948	78.7	179	14.9	65	5.4	3	0.3
16H,6-22	1425	11	0.8	1135	79.7	202	14.2	74	5.2	3	0.2
18H,6-24	1477	12	0.8	1182	80.0	206	14.0	74	5.0	3	0.2

12384 IMMINGHAM Site No: 12384001 Location Site 1 - A1173, Immingham (N of Kiln Ln)
 Tue 06-Jun-23 to Mon 12-Jun-23 Channel: Northbound

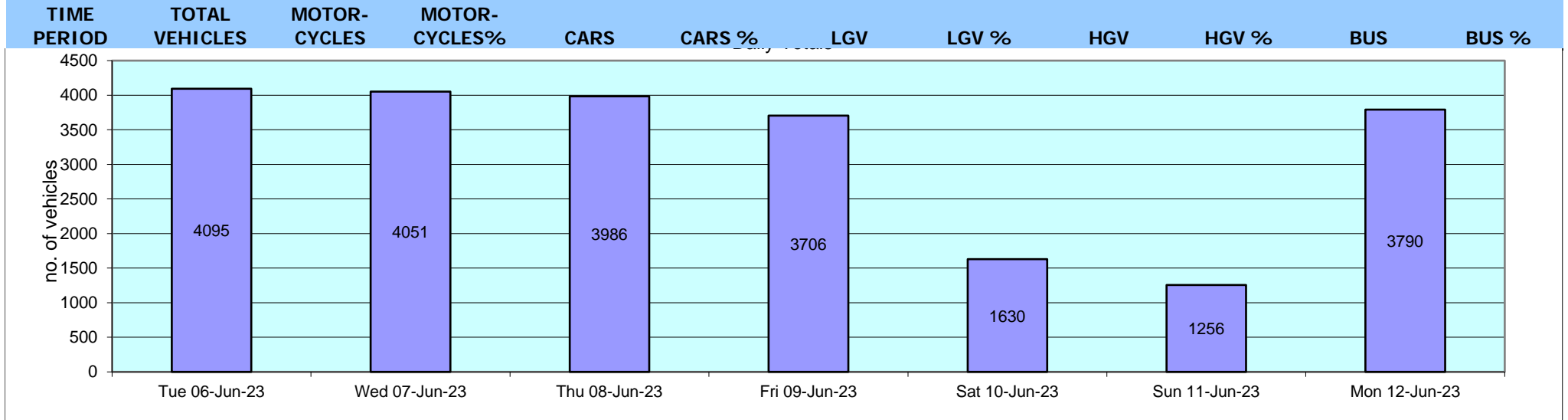
TIME PERIOD	TOTAL VEHICLES	MOTOR-CYCLES	MOTOR-CYCLES%	CARS	CARS %	LGV	LGV %	HGV	HGV %	BUS	BUS %
24H,0-24	1630	13	0.8	1313	80.6	214	13.1	87	5.3	3	0.2
Sun 11-Jun-23											
00:00	14	0	0.0	12	85.7	0	0.0	2	14.3	0	0.0
01:00	10	0	0.0	9	90.0	0	0.0	1	10.0	0	0.0
02:00	4	0	0.0	4	100.0	0	0.0	0	0.0	0	0.0
03:00	16	0	0.0	15	93.8	1	6.3	0	0.0	0	0.0
04:00	19	0	0.0	15	79.0	2	10.5	2	10.5	0	0.0
05:00	60	1	1.7	55	91.7	1	1.7	3	5.0	0	0.0
06:00	82	0	0.0	66	80.5	13	15.9	3	3.7	0	0.0
07:00	43	0	0.0	29	67.4	8	18.6	6	14.0	0	0.0
08:00	31	0	0.0	25	80.7	5	16.1	1	3.2	0	0.0
09:00	54	2	3.7	38	70.4	4	7.4	10	18.5	0	0.0
10:00	85	0	0.0	62	72.9	16	18.8	7	8.2	0	0.0
11:00	76	2	2.6	63	82.9	7	9.2	4	5.3	0	0.0
12:00	119	3	2.5	102	85.7	10	8.4	4	3.4	0	0.0
13:00	94	1	1.1	82	87.2	6	6.4	5	5.3	0	0.0
14:00	97	5	5.2	76	78.4	10	10.3	6	6.2	0	0.0
15:00	76	2	2.6	58	76.3	9	11.8	7	9.2	0	0.0
16:00	71	0	0.0	67	94.4	3	4.2	1	1.4	0	0.0
17:00	84	2	2.4	72	85.7	7	8.3	3	3.6	0	0.0
18:00	89	0	0.0	80	89.9	7	7.9	2	2.3	0	0.0
19:00	50	2	4.0	45	90.0	2	4.0	1	2.0	0	0.0
20:00	36	0	0.0	32	88.9	3	8.3	1	2.8	0	0.0
21:00	20	0	0.0	17	85.0	2	10.0	1	5.0	0	0.0
22:00	15	0	0.0	15	100.0	0	0.0	0	0.0	0	0.0
23:00	11	0	0.0	9	81.8	1	9.1	1	9.1	0	0.0
12H,7-19	919	17	1.9	754	82.1	92	10.0	56	6.1	0	0.0
16H,6-22	1107	19	1.7	914	82.6	112	10.1	62	5.6	0	0.0
18H,6-24	1133	19	1.7	938	82.8	113	10.0	63	5.6	0	0.0
24H,0-24	1256	20	1.6	1048	83.4	117	9.3	71	5.7	0	0.0
Mon 12-Jun-23											
00:00	5	0	0.0	5	100.0	0	0.0	0	0.0	0	0.0
01:00	12	0	0.0	10	83.3	1	8.3	1	8.3	0	0.0
02:00	15	0	0.0	7	46.7	6	40.0	2	13.3	0	0.0
03:00	40	0	0.0	31	77.5	6	15.0	3	7.5	0	0.0
04:00	86	0	0.0	53	61.6	28	32.6	5	5.8	0	0.0

12384 IMMINGHAM Site No: 12384001 Location Site 1 - A1173, Immingham (N of Kiln Ln)
 Tue 06-Jun-23 to Mon 12-Jun-23 Channel: Northbound

TIME PERIOD	TOTAL VEHICLES	MOTOR-CYCLES	MOTOR-CYCLES%	CARS	CARS %	LGV	LGV %	HGV	HGV %	BUS	BUS %
05:00	227	2	0.9	173	76.2	33	14.5	19	8.4	0	0.0
06:00	397	2	0.5	293	73.8	65	16.4	37	9.3	0	0.0
07:00	454	2	0.4	357	78.6	60	13.2	32	7.1	3	0.7
08:00	338	3	0.9	232	68.6	66	19.5	33	9.8	4	1.2
09:00	229	1	0.4	136	59.4	42	18.3	49	21.4	1	0.4
10:00	179	3	1.7	111	62.0	40	22.4	25	14.0	0	0.0
11:00	191	1	0.5	97	50.8	38	19.9	53	27.8	2	1.1
12:00	237	2	0.8	171	72.2	32	13.5	30	12.7	2	0.8
13:00	207	1	0.5	125	60.4	41	19.8	39	18.8	1	0.5
14:00	200	1	0.5	123	61.5	32	16.0	40	20.0	4	2.0
15:00	208	1	0.5	127	61.1	28	13.5	51	24.5	1	0.5
16:00	212	2	0.9	158	74.5	21	9.9	28	13.2	3	1.4
17:00	211	0	0.0	173	82.0	23	10.9	14	6.6	1	0.5
18:00	150	0	0.0	117	78.0	19	12.7	14	9.3	0	0.0
19:00	63	1	1.6	52	82.5	4	6.4	5	7.9	1	1.6
20:00	53	0	0.0	43	81.1	6	11.3	4	7.6	0	0.0
21:00	28	1	3.6	26	92.9	0	0.0	1	3.6	0	0.0
22:00	32	0	0.0	28	87.5	1	3.1	3	9.4	0	0.0
23:00	16	0	0.0	13	81.3	2	12.5	1	6.3	0	0.0
12H,7-19	2816	17	0.6	1927	68.4	442	15.7	408	14.5	22	0.8
16H,6-22	3357	21	0.6	2341	69.7	517	15.4	455	13.6	23	0.7
18H,6-24	3405	21	0.6	2382	70.0	520	15.3	459	13.5	23	0.7
24H,0-24	3790	23	0.6	2661	70.2	594	15.7	489	12.9	23	0.6
Daily Totals											
Tue 06-Jun-23	4095	20	0.5	2918	71.3	563	13.8	567	13.9	27	0.7
Wed 07-Jun-23	4051	18	0.4	2887	71.3	596	14.7	528	13.0	22	0.5
Thu 08-Jun-23	3986	19	0.5	2894	72.6	582	14.6	465	11.7	26	0.7
Fri 09-Jun-23	3706	22	0.6	2741	74.0	514	13.9	411	11.1	18	0.5
Sat 10-Jun-23	1630	13	0.8	1313	80.6	214	13.1	87	5.3	3	0.2
Sun 11-Jun-23	1256	20	1.6	1048	83.4	117	9.3	71	5.7	0	0.0
Mon 12-Jun-23	3790	23	0.6	2661	70.2	594	15.7	489	12.9	23	0.6
Total Vehicles											
[--]	22514	135	0.7	16462	74.8	3180	13.6	2618	10.5	119	0.4

Daily Totals

12384 IMMINGHAM Site No: 12384001 Location Site 1 - A1173, Immingham (N of Kiln Ln)
 Tue 06-Jun-23 to Mon 12-Jun-23 Channel: Northbound



12384 IMMINGHAM Site No: 12384001 Location Site 1 - A1173, Immingham (N of Kiln Ln)
 Tue 06-Jun-23 to Mon 12-Jun-23 Channel: Northbound

Time Period	Total Vehicles	85%ile Speed	Mean Speed	Stand Dev.	<11Mph	11-<16	16-<21	21-<26	26-<31	31-<36	36-<41	41-<46	46-<51	51-<56	56-<61	=>61
-------------	----------------	--------------	------------	------------	--------	--------	--------	--------	--------	--------	--------	--------	--------	--------	--------	------

Tue 06-Jun-23																
00:00	7	-	57.1	11.1	0	0	0	0	0	0	1	1	0	0	0	5
01:00	16	55.1	49.4	8.3	0	0	0	0	0	1	2	1	5	5	0	2
02:00	14	52	45.3	7.6	0	0	0	0	0	0	5	4	2	2	0	1
03:00	29	51.4	45.7	6.8	0	0	0	0	0	1	7	7	9	2	3	0
04:00	91	51.5	45.6	6.5	0	0	0	0	0	5	14	33	24	8	6	1
05:00	209	50.9	45.3	6.1	0	0	0	0	0	11	31	82	54	21	8	2
06:00	386	50.6	44.7	6.4	0	0	0	0	2	19	87	127	101	33	10	7
07:00	503	50.8	44.8	6.5	0	0	0	3	2	42	78	159	149	56	11	3
08:00	372	50.8	44.8	6.2	0	0	0	0	1	15	88	121	95	35	15	2
09:00	223	49.8	43.5	6.3	0	0	0	0	0	20	56	84	38	18	4	3
10:00	205	48.8	42.2	6.2	0	0	0	0	1	33	54	67	34	13	2	1
11:00	231	49.7	42.9	7.1	0	0	0	5	3	21	63	65	52	13	7	2
12:00	252	50.6	43.5	7.1	0	0	0	4	3	19	63	85	43	22	11	2
13:00	273	49	42.5	6.2	0	0	0	0	5	28	85	78	59	13	4	1
14:00	245	48.9	41.9	6.1	0	0	0	0	3	37	77	63	48	16	1	0
15:00	253	49.4	42.9	6.3	0	0	0	0	2	24	81	74	50	15	4	3
16:00	223	49.8	42.6	6.8	0	0	0	0	6	31	57	60	46	17	6	0
17:00	219	51.1	45.2	6.3	0	0	0	0	0	9	44	79	53	23	7	4
18:00	133	54.7	47.6	6.9	0	0	0	0	0	4	20	31	36	29	9	4
19:00	68	53.7	46.4	7	0	0	0	0	2	2	5	27	16	10	5	1
20:00	56	53.2	45.3	7.8	0	0	0	0	2	3	9	20	10	7	3	2
21:00	43	51.1	47.3	6.4	0	0	0	0	0	1	5	10	20	3	2	2
22:00	30	53.5	47.2	6.8	0	0	0	0	0	1	4	8	10	4	2	1
23:00	14	55.3	49.9	7.8	0	0	0	0	0	0	2	2	4	4	0	2
12H,7-19	3132	50.3	43.7	6.6	0	0	0	12	26	283	766	966	703	270	81	25
16H,6-22	3685	50.5	43.9	6.6	0	0	0	12	32	308	872	1150	850	323	101	37
18H,6-24	3729	50.5	44	6.7	0	0	0	12	32	309	878	1160	864	331	103	40
24H,0-24	4095	50.6	44.1	6.7	0	0	0	12	32	327	938	1288	958	369	120	51

Wed 07-Jun-23																
00:00	16	59.5	52.6	7.5	0	0	0	0	0	0	1	3	1	6	3	2
01:00	8	-	50.4	6.6	0	0	0	0	0	0	0	2	3	2	0	1
02:00	15	53.3	46.2	7.7	0	0	0	0	1	0	3	2	4	5	0	0
03:00	29	52.2	47.1	5.8	0	0	0	0	0	0	4	8	11	5	0	1
04:00	93	53.1	46.2	6.2	0	0	0	0	0	3	8	45	18	11	7	1
05:00	202	50.7	45.7	5.9	0	0	0	0	0	7	29	76	63	14	11	2
06:00	398	50	44	6.3	1	0	0	0	0	23	104	128	101	29	8	4
07:00	514	50.5	44.4	6.3	0	0	0	0	2	44	97	171	135	51	11	3
08:00	375	51.7	44.7	7.2	0	0	0	0	7	37	67	98	104	40	18	4

12384 IMMINGHAM Site No: 12384001 Location Site 1 - A1173, Immingham (N of Kiln Ln)
 Tue 06-Jun-23 to Mon 12-Jun-23 Channel: Northbound

Time Period	Total Vehicles	85%ile Speed	Mean Speed	Stand Dev.	<11Mph	11-<16	16-<21	21-<26	26-<31	31-<36	36-<41	41-<46	46-<51	51-<56	56-<61	=>61
09:00	207	50.6	44.3	6.6	0	0	0	0	0	21	42	67	49	19	7	2
10:00	209	48.6	42.7	5.7	0	0	0	0	0	18	67	74	35	11	3	1
11:00	204	50.6	44.1	6.4	0	0	0	0	1	17	45	68	46	21	4	2
12:00	246	51.6	44.2	7.1	0	1	0	0	2	19	57	82	44	30	7	4
13:00	242	48.2	41	7.6	2	0	0	0	10	46	65	70	28	14	4	3
14:00	243	50.2	43.2	6.8	0	0	0	0	3	28	69	65	49	20	7	2
15:00	237	50.1	42.7	6.9	0	0	0	0	3	40	58	65	43	21	6	1
16:00	231	50.2	43.9	6.6	0	0	0	0	4	19	49	80	52	19	5	3
17:00	230	53.4	46.2	7.1	0	0	0	0	3	11	34	72	58	35	9	8
18:00	120	53.6	46.4	6.7	0	0	0	0	0	6	16	41	29	18	8	2
19:00	80	55.4	47.4	8	0	0	0	0	0	2	16	22	16	13	3	8
20:00	58	54.3	47.9	6.8	0	0	0	0	0	1	8	14	16	15	1	3
21:00	46	48.6	44.4	4.2	0	0	0	0	0	0	7	28	7	4	0	0
22:00	31	49.7	44.3	7.7	0	0	0	0	0	3	8	9	8	0	1	2
23:00	17	53.4	49.1	4.8	0	0	0	0	0	0	1	2	9	4	1	0
12H,7-19	3058	50.7	43.9	6.9	2	1	0	0	35	306	666	953	672	299	89	35
16H,6-22	3640	50.8	44.1	6.9	3	1	0	0	35	332	801	1145	812	360	101	50
18H,6-24	3688	50.8	44.1	6.9	3	1	0	0	35	335	810	1156	829	364	103	52
24H,0-24	4051	50.9	44.3	6.8	3	1	0	0	36	345	855	1292	929	407	124	59
Thu 08-Jun-23																
00:00	8	-	46.6	7.7	0	0	0	0	0	0	1	5	0	0	2	0
01:00	13	54.3	48.9	6.1	0	0	0	0	0	0	2	2	2	7	0	0
02:00	17	53	46.4	5.5	0	0	0	0	0	0	2	8	2	5	0	0
03:00	37	53	46.9	6.4	0	0	0	0	0	0	7	10	12	5	2	1
04:00	103	50.5	45	6	0	0	0	0	0	4	22	35	29	9	3	1
05:00	185	53.5	46.6	7.1	0	0	0	0	0	15	24	42	59	33	6	6
06:00	394	50.8	45.7	5.5	0	0	0	0	0	14	50	145	130	43	10	2
07:00	508	49.8	43.9	6.2	0	0	0	0	5	55	80	176	150	31	8	3
08:00	359	50.5	44.5	6.6	0	0	0	0	3	28	75	108	101	31	5	8
09:00	256	49.9	43.7	6.6	0	0	0	0	5	29	39	101	55	19	5	3
10:00	206	49.9	43.2	6.5	0	0	0	0	0	26	55	61	42	15	6	1
11:00	223	50	44.3	5.7	0	0	0	0	0	15	41	91	52	18	6	0
12:00	231	50.8	43.9	6.7	0	0	0	1	3	17	55	74	48	28	2	3
13:00	238	49.4	42.9	6.1	0	0	0	0	1	27	63	79	47	18	2	1
14:00	201	49.6	43.6	5.8	0	0	0	0	0	18	46	72	48	14	3	0
15:00	237	49.8	43.8	6.3	0	1	0	0	0	13	65	79	56	15	6	2
16:00	206	50.1	43.5	6.9	0	0	0	0	4	25	41	67	46	16	4	3
17:00	185	51.5	44.2	6.5	0	0	0	0	2	13	40	69	30	27	2	2
18:00	140	52.6	46.2	7	0	0	0	0	1	9	22	31	49	20	3	5

12384 IMMINGHAM Site No: 12384001 Location Site 1 - A1173, Immingham (N of Kiln Ln)
 Tue 06-Jun-23 to Mon 12-Jun-23 Channel: Northbound

Time Period	Total Vehicles	85%ile Speed	Mean Speed	Stand Dev.	<11Mph	11-<16	16-<21	21-<26	26-<31	31-<36	36-<41	41-<46	46-<51	51-<56	56-<61	=>61
19:00	94	53.9	47.1	6.5	0	0	0	0	1	2	6	38	26	11	8	2
20:00	52	52.9	47.8	6.6	0	0	0	1	0	0	4	11	25	7	2	2
21:00	42	50	45	6	0	0	0	0	1	1	6	16	14	2	2	0
22:00	31	53.9	46.6	7.6	0	0	0	0	0	1	7	8	7	5	1	2
23:00	20	55.2	46.8	7.4	0	0	0	0	0	0	6	4	4	3	3	0
12H,7-19	2990	50.2	43.9	6.4	0	1	0	1	24	275	622	1008	724	252	52	31
16H,6-22	3572	50.4	44.3	6.4	0	1	0	2	26	292	688	1218	919	315	74	37
18H,6-24	3623	50.4	44.3	6.4	0	1	0	2	26	293	701	1230	930	323	78	39
24H,0-24	3986	50.6	44.5	6.4	0	1	0	2	26	312	759	1332	1034	382	91	47
Fri 09-Jun-23																
00:00	17	55.9	49.1	7	0	0	0	0	0	0	2	3	7	2	2	1
01:00	10	52.7	46.5	6.5	0	0	0	0	0	0	3	1	3	3	0	0
02:00	11	50.3	46.7	6.6	0	0	0	0	0	1	0	4	4	1	1	0
03:00	28	52.6	46.4	6	0	0	0	0	0	0	5	10	7	4	2	0
04:00	92	50.6	46.4	4.7	0	0	0	0	0	1	8	33	39	9	2	0
05:00	165	53.8	47	6.8	0	0	0	0	0	6	20	52	50	21	10	6
06:00	361	50.8	44.7	6.3	0	0	0	1	9	14	61	130	96	39	10	1
07:00	459	51.6	45.6	6.2	0	0	0	2	4	21	51	175	129	61	12	4
08:00	285	51	42.9	7	0	0	0	0	5	29	94	78	36	34	5	4
09:00	190	51	44.2	6.8	0	0	0	0	1	15	42	74	29	18	7	4
10:00	197	49.5	42.9	6.8	0	1	0	0	3	15	61	64	33	13	5	2
11:00	199	52.4	45.4	6.7	0	0	1	0	0	11	30	78	42	24	11	2
12:00	239	50.3	43.9	6.4	0	0	0	0	1	22	56	77	54	20	8	1
13:00	234	50.4	44.1	6.3	0	0	0	0	0	25	40	88	52	23	3	3
14:00	222	50.6	44.6	7	0	0	0	0	1	16	50	75	50	15	7	8
15:00	217	53.9	46.1	7.5	0	0	0	0	0	16	34	70	50	24	13	10
16:00	209	53.4	46.2	6.8	0	0	0	0	3	13	22	65	53	44	7	2
17:00	217	54.1	46.5	7.7	0	0	0	1	5	10	24	67	58	31	10	11
18:00	133	50.8	46	5.9	0	0	0	0	1	3	18	46	45	14	4	2
19:00	87	52.2	46.2	6.6	0	0	0	0	0	4	11	31	25	10	3	3
20:00	56	55.4	48.9	7	0	0	0	0	0	1	4	14	21	8	3	5
21:00	34	53	46.7	7	0	0	0	0	0	1	6	9	10	6	0	2
22:00	29	53.9	46.3	8.1	0	0	0	0	0	1	6	11	5	2	1	3
23:00	15	51.4	46.5	5.5	0	0	0	0	0	0	3	3	6	3	0	0
12H,7-19	2801	51.7	44.8	6.8	0	1	1	3	24	196	522	957	631	321	92	53
16H,6-22	3339	51.7	45	6.8	0	1	1	4	33	216	604	1141	783	384	108	64
18H,6-24	3383	51.7	45	6.8	0	1	1	4	33	217	613	1155	794	389	109	67
24H,0-24	3706	51.8	45.1	6.8	0	1	1	4	33	225	651	1258	904	429	126	74

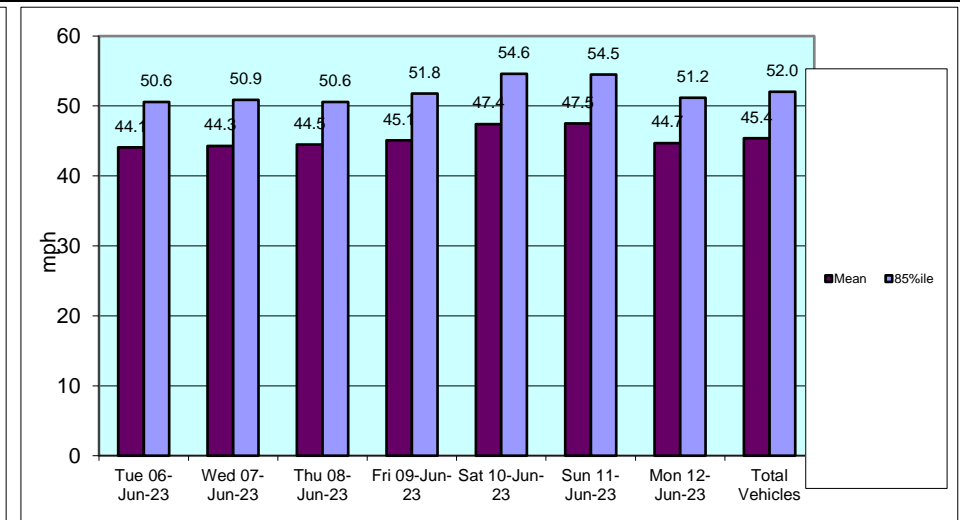
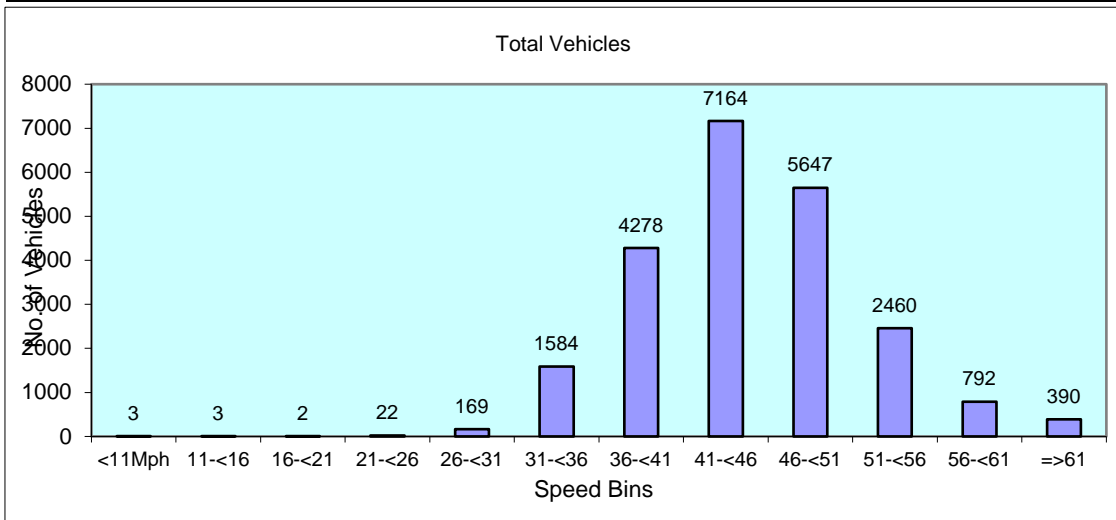
Sat 10-Jun-23

12384 IMMINGHAM Site No: 12384001 Location Site 1 - A1173, Immingham (N of Kiln Ln)
 Tue 06-Jun-23 to Mon 12-Jun-23 Channel: Northbound


Time Period	Total Vehicles	85%ile Speed	Mean Speed	Stand Dev.	<11Mph	11-<16	16-<21	21-<26	26-<31	31-<36	36-<41	41-<46	46-<51	51-<56	56-<61	=>61
00:00	8	-	44.8	9.2	0	0	0	0	0	1	2	2	2	0	0	1
01:00	11	52.4	45.8	6.2	0	0	0	0	0	0	3	3	2	3	0	0
02:00	8	-	47.3	7	0	0	0	0	0	0	2	1	3	1	1	0
03:00	19	44.3	41.7	6.8	0	0	0	0	0	4	5	7	1	1	1	0
04:00	25	53.2	46.9	6.5	0	0	0	0	0	1	1	12	5	4	1	1
05:00	82	54.6	48.7	5.8	0	0	0	0	0	0	5	22	30	17	6	2
06:00	108	55.9	49.2	6.5	0	0	0	0	0	2	10	17	38	25	14	2
07:00	112	54.5	47	6.9	0	0	0	0	0	8	12	28	32	21	11	0
08:00	94	54.1	47.6	6.2	0	0	0	0	0	3	6	29	32	15	8	1
09:00	113	53.5	46.7	6.8	0	0	0	0	0	4	21	25	36	19	5	3
10:00	126	53.9	45.2	8.1	0	0	1	1	0	12	24	30	30	15	11	2
11:00	120	54.4	47.3	7.3	0	0	0	0	0	6	14	36	32	20	4	8
12:00	122	55.8	48	7.3	0	0	0	1	0	0	14	41	31	17	10	8
13:00	106	53.8	47.5	6.4	0	0	0	0	0	3	10	30	37	17	6	3
14:00	91	55.1	48.9	6.2	0	0	0	0	0	1	7	21	28	24	8	2
15:00	90	52.8	46.1	7	0	0	0	0	0	1	23	24	24	11	2	5
16:00	81	54.1	46.6	7.8	0	0	0	0	2	3	12	22	22	12	3	5
17:00	69	56.1	49.1	7.3	0	0	0	0	1	2	6	12	19	18	9	2
18:00	81	54.5	48.6	6.2	0	0	0	0	0	0	6	23	28	16	4	4
19:00	44	54.7	48.8	6.1	0	0	0	0	0	0	3	11	17	8	3	2
20:00	34	54.4	48.2	5.9	0	0	0	0	0	0	4	8	11	8	3	0
21:00	34	53.8	43.8	8.8	0	0	0	0	2	6	4	10	3	6	3	0
22:00	26	54	47.7	7.4	0	0	0	0	0	1	1	10	10	0	1	3
23:00	26	50.3	47.3	5	0	0	0	0	0	0	3	5	14	3	1	0
12H,7-19	1205	54.6	47.3	7.1	0	0	1	2	3	43	155	321	351	205	81	43
16H,6-22	1425	54.7	47.4	7.1	0	0	1	2	5	51	176	367	420	252	104	47
18H,6-24	1477	54.7	47.4	7	0	0	1	2	5	52	180	382	444	255	106	50
24H,0-24	1630	54.6	47.4	7	0	0	1	2	5	58	198	429	487	281	115	54
Sun 11-Jun-23																
00:00	14	53.3	45.3	8.6	0	0	0	0	0	1	5	2	2	3	0	1
01:00	10	56	48	8.4	0	0	0	0	0	0	2	3	2	1	1	1
02:00	4	-	53.5	9.1	0	0	0	0	0	0	0	1	1	0	1	1
03:00	16	52.8	47.6	5.4	0	0	0	0	0	0	1	6	5	3	1	0
04:00	19	52.7	48.2	4.2	0	0	0	0	0	0	0	6	8	5	0	0
05:00	60	53.5	47.9	5.1	0	0	0	0	0	0	4	18	21	15	2	0
06:00	82	53.6	47.8	6.6	0	0	0	0	0	1	8	25	29	12	1	6
07:00	43	56.1	46.9	7.4	0	0	0	0	1	0	5	17	12	1	5	2
08:00	31	54.2	48.7	7.4	0	0	0	1	0	0	1	6	14	6	1	2
09:00	54	53	45.5	7.3	0	0	0	0	0	7	6	15	15	6	5	0

Time Period	Total Vehicles	85%ile Speed	Mean Speed	Stand Dev.	<11Mph	11-<16	16-<21	21-<26	26-<31	31-<36	36-<41	41-<46	46-<51	51-<56	56-<61	=>61
10:00	85	53.8	46.5	6.8	0	0	0	0	1	3	13	23	24	14	7	0
11:00	76	53.2	47.2	7	0	0	0	0	0	6	8	12	32	14	0	4
12:00	119	53.6	47	5.9	0	0	0	0	0	1	17	36	34	24	7	0
13:00	94	53.7	46.6	7	0	0	0	0	2	0	18	23	30	12	7	2
14:00	97	55.5	47.9	7.3	0	0	0	0	1	2	5	39	25	11	6	8
15:00	76	53.7	46.9	6.7	0	0	0	0	0	2	13	19	23	13	4	2
16:00	71	56.5	48.6	6.5	0	0	0	0	0	0	4	25	22	8	9	3
17:00	84	54.6	48.7	6.6	0	0	0	0	0	3	5	16	34	18	3	5
18:00	89	55.8	48.5	7.2	0	0	0	0	0	3	8	23	25	17	8	5
19:00	50	53.1	47.7	6	0	0	0	0	1	0	5	9	24	7	4	0
20:00	36	54.4	47.3	7.4	0	0	0	0	1	0	7	6	12	6	3	1
21:00	20	54.1	47.3	7.4	0	0	0	0	0	0	5	4	5	4	1	1
22:00	15	56.6	50.2	7.1	0	0	0	0	0	0	1	4	3	4	2	1
23:00	11	-	49.4	9.5	0	0	0	0	0	0	3	1	3	1	1	2
12H,7-19	919	54.5	47.4	6.9	0	0	0	1	5	27	103	254	290	144	62	33
16H,6-22	1107	54.4	47.4	6.8	0	0	0	1	7	28	128	298	360	173	71	41
18H,6-24	1133	54.5	47.5	6.9	0	0	0	1	7	28	132	303	366	178	74	44
24H,0-24	1256	54.5	47.5	6.8	0	0	0	1	7	29	144	339	405	205	79	47
Mon 12-Jun-23																
00:00	5	-	45.5	9.1	0	0	0	0	0	1	0	2	1	0	1	0
01:00	12	53.8	46.4	7.6	0	0	0	0	0	1	2	3	2	3	1	0
02:00	15	49.3	43.5	6.1	0	0	0	0	0	2	3	4	5	1	0	0
03:00	40	51.9	46.5	4.9	0	0	0	0	0	0	4	16	12	8	0	0
04:00	86	53.2	45	7.5	0	0	0	0	3	3	20	27	13	15	3	2
05:00	227	52.5	45	7	0	0	0	0	0	21	41	73	49	28	12	3
06:00	397	50.8	45.2	6.4	0	0	0	0	5	25	56	127	129	42	7	6
07:00	454	50.6	44.7	6.3	0	0	0	0	3	32	85	147	129	41	13	4
08:00	338	49.8	43.4	6.5	0	0	0	0	2	42	75	108	79	22	7	3
09:00	229	49.6	42.9	6.3	0	0	0	0	1	28	65	68	45	16	6	0
10:00	179	50.9	43.8	7.1	0	0	0	0	1	18	49	52	32	18	4	5
11:00	191	50.2	43	7	0	0	0	0	1	34	40	55	38	18	3	2
12:00	237	51.2	44.7	6.5	0	0	0	0	0	13	56	81	50	26	7	4
13:00	207	50.5	45.1	6.6	0	0	0	0	0	16	32	75	58	14	5	7
14:00	200	51.4	45.3	6.4	0	0	0	0	0	10	38	69	51	19	11	2
15:00	208	49.8	42.5	7.2	0	0	0	0	11	22	52	67	32	17	5	2
16:00	212	52.7	45.7	6.3	0	0	0	1	0	3	42	76	49	26	14	1
17:00	211	53.6	46.8	6	0	0	0	0	0	2	28	77	53	36	13	2
18:00	150	54.9	46.7	7.5	0	0	0	0	3	5	19	48	41	14	14	6
19:00	63	52.5	46.4	6.7	0	0	0	0	0	2	11	17	21	7	3	2

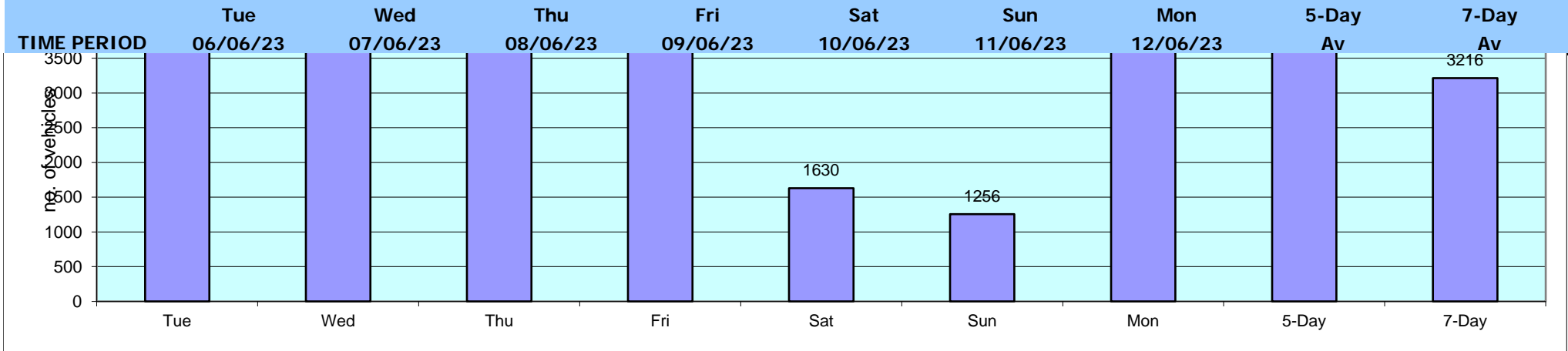
Time Period	Total Vehicles	85%ile Speed	Mean Speed	Stand Dev.	<11Mph	11-<16	16-<21	21-<26	26-<31	31-<36	36-<41	41-<46	46-<51	51-<56	56-<61	=>61
20:00	53	57.3	48.4	8.1	0	0	0	0	0	3	6	12	14	8	6	4
21:00	28	54.6	48.1	6.9	0	0	0	0	0	1	3	6	9	6	2	1
22:00	32	49.9	45.7	6.7	0	0	0	0	0	2	5	8	15	0	0	2
23:00	16	49.5	44.1	5.9	0	0	0	0	0	2	1	8	3	2	0	0
12H,7-19	2816	50.9	44.5	6.7	0	0	0	1	22	225	581	923	657	267	102	38
16H,6-22	3357	51	44.7	6.7	0	0	0	1	27	256	657	1085	830	330	120	51
18H,6-24	3405	51	44.7	6.7	0	0	0	1	27	260	663	1101	848	332	120	53
24H,0-24	3790	51.2	44.7	6.7	0	0	0	1	30	288	733	1226	930	387	137	58
Daily Totals																
Tue 06-Jun-23	4095	50.6	44.1	6.7	0	0	0	12	32	327	938	1288	958	369	120	51
Wed 07-Jun-23	4051	50.9	44.3	6.8	3	1	0	0	36	345	855	1292	929	407	124	59
Thu 08-Jun-23	3986	50.6	44.5	6.4	0	1	0	2	26	312	759	1332	1034	382	91	47
Fri 09-Jun-23	3706	51.8	45.1	6.8	0	1	1	4	33	225	651	1258	904	429	126	74
Sat 10-Jun-23	1630	54.6	47.4	7	0	0	1	2	5	58	198	429	487	281	115	54
Sun 11-Jun-23	1256	54.5	47.5	6.8	0	0	0	1	7	29	144	339	405	205	79	47
Mon 12-Jun-23	3790	51.2	44.7	6.7	0	0	0	1	30	288	733	1226	930	387	137	58
Total Vehicles																
[--]	22514	52.0	45.4	6.7	3	3	2	22	169	1584	4278	7164	5647	2460	792	390



TIME PERIOD	Tue 06/06/23	Wed 07/06/23	Thu 08/06/23	Fri 09/06/23	Sat 10/06/23	Sun 11/06/23	Mon 12/06/23	5-Day Av	7-Day Av
Week Begin: 06-Jun-23									
00:00	7	16	8	17	8	14	5	11	11
01:00	16	8	13	10	11	10	12	12	11
02:00	14	15	17	11	8	4	15	14	12
03:00	29	29	37	28	19	16	40	33	28
04:00	91	93	103	92	25	19	86	93	73
05:00	209	202	185	165	82	60	227	198	161
06:00	386	398	394	361	108	82	397	387	304
07:00	503	514	508	459	112	43	454	488	370
08:00	372	375	359	285	94	31	338	346	265
09:00	223	207	256	190	113	54	229	221	182
10:00	205	209	206	197	126	85	179	199	172
11:00	231	204	223	199	120	76	191	210	178
12:00	252	246	231	239	122	119	237	241	207
13:00	273	242	238	234	106	94	207	239	199
14:00	245	243	201	222	91	97	200	222	186
15:00	253	237	237	217	90	76	208	230	188
16:00	223	231	206	209	81	71	212	216	176
17:00	219	230	185	217	69	84	211	212	174
18:00	133	120	140	133	81	89	150	135	121
19:00	68	80	94	87	44	50	63	78	69
20:00	56	58	52	56	34	36	53	55	49
21:00	43	46	42	34	34	20	28	39	35
22:00	30	31	31	29	26	15	32	31	28
23:00	14	17	20	15	26	11	16	16	17
12H,7-19	3132	3058	2990	2801	1205	919	2816	2959	2417
16H,6-22	3685	3640	3572	3339	1425	1107	3357	3519	2875
18H,6-24	3729	3688	3623	3383	1477	1133	3405	3566	2920
24H,0-24	4095	4051	3986	3706	1630	1256	3790	3926	3216
Am	07:00	07:00	07:00	07:00	10:00	10:00	07:00		
Peak	503	514	508	459	126	85	454		
Pm	13:00	12:00	13:00	12:00	12:00	12:00	12:00		
Peak	273	246	238	239	122	119	237		



12384 IMMINGHAM Site No: 12384001 Location Site 1 - A1173, Immingham (N of Kiln Ln)
Channel: Northbound



12384 IMMINGHAM Site No: 12384001 Location Site 1 - A1173, Immingham (N of Kiln Ln)
 Tue 06-Jun-23 to Mon 12-Jun-23 Channel: Southbound

TIME PERIOD	TOTAL VEHICLES	MOTOR-CYCLES	CARS OR CAR-BASED LGV	LIGHT GOODS VEHICLES	BUSES	TWO AXLE, SIX TYRE, RIGID/BUSES	THREE AXLE RIGID	FOUR OR MORE AXLE RIGID	FOUR OR LESS AXLE ARTIC	FIVE AXLE ARTIC	SIX OR MORE AXLE ARTIC	FIVE OR LESS AXLE MULTI-TRAILER ARTIC	SIX AXLE MULTI-TRAILER ARTIC	SEVEN OR MORE AXLE ARTIC
-------------	----------------	--------------	-----------------------	----------------------	-------	---------------------------------	------------------	-------------------------	-------------------------	-----------------	------------------------	---------------------------------------	------------------------------	--------------------------

Tue 06-Jun-23														
00:00	14	0	12	1	0	0	0	0	0	0	0	1	0	0
01:00	12	0	8	3	0	0	1	0	0	0	0	0	0	0
02:00	17	0	17	0	0	0	0	0	0	0	0	0	0	0
03:00	25	1	22	1	1	0	0	0	0	0	0	0	0	0
04:00	37	0	30	2	2	0	0	0	1	0	2	0	0	0
05:00	95	2	74	4	1	0	3	0	1	0	10	0	0	0
06:00	138	2	113	10	2	0	1	0	2	0	6	2	0	0
07:00	212	0	161	22	1	0	1	0	5	3	16	3	0	0
08:00	222	1	148	37	2	0	1	1	10	0	16	6	0	0
09:00	196	0	105	42	3	4	3	0	8	0	22	9	0	0
10:00	189	1	117	41	0	1	1	0	7	0	17	4	0	0
11:00	196	0	122	38	1	1	1	0	6	1	15	11	0	0
12:00	237	1	151	40	2	0	0	0	10	0	25	8	0	0
13:00	244	2	145	49	1	2	2	0	14	1	19	9	0	0
14:00	257	0	166	43	3	2	3	0	9	1	25	5	0	0
15:00	320	0	218	49	1	2	3	0	12	0	27	8	0	0
16:00	515	1	413	60	2	0	3	1	10	0	19	6	0	0
17:00	414	6	323	45	1	2	4	0	3	1	23	6	0	0
18:00	209	0	168	26	1	0	1	0	3	0	7	3	0	0
19:00	103	1	79	15	0	0	2	0	1	0	4	1	0	0
20:00	54	0	46	7	0	0	0	0	0	1	0	0	0	0
21:00	38	0	28	6	0	0	0	0	2	0	1	1	0	0
22:00	37	1	32	2	0	0	0	0	0	0	2	0	0	0
23:00	32	0	28	1	0	1	0	0	0	0	1	1	0	0
12H,7-19	3211	12	2237	492	18	14	23	2	97	7	231	78	0	0
16H,6-22	3544	15	2503	530	20	14	26	2	102	8	242	82	0	0
18H,6-24	3613	16	2563	533	20	15	26	2	102	8	245	83	0	0
24H,0-24	3813	19	2726	544	24	15	30	2	104	8	257	84	0	0

Wed 07-Jun-23														
00:00	14	0	11	3	0	0	0	0	0	0	0	0	0	0
01:00	9	0	7	2	0	0	0	0	0	0	0	0	0	0
02:00	6	0	6	0	0	0	0	0	0	0	0	0	0	0
03:00	12	1	9	1	0	0	0	0	0	0	1	0	0	0
04:00	32	0	25	1	1	0	0	0	0	0	5	0	0	0
05:00	89	2	68	6	2	1	0	0	2	0	7	1	0	0

TIME PERIOD	TOTAL VEHICLES	MOTOR-CYCLES	CARS OR			TWO AXLE, SIX TYRE, RIGID/BUSES	THREE AXLE RIGID	FOUR OR MORE AXLE RIGID	FOUR OR LESS AXLE ARTIC	FIVE AXLE ARTIC	SIX OR MORE AXLE ARTIC	FIVE OR LESS AXLE MULTI-TRAILER ARTIC	SIX AXLE MULTI-TRAILER ARTIC	SEVEN OR MORE AXLE ARTIC
			CAR-BASED LGV	LIGHT GOODS VEHICLES	BUSES									
06:00	120	2	91	9	2	0	1	0	0	1	11	3	0	0
07:00	211	2	142	26	1	2	3	0	6	3	19	7	0	0
08:00	201	1	133	27	3	1	2	0	8	0	15	11	0	0
09:00	225	0	131	52	2	2	5	0	8	0	16	9	0	0
10:00	192	1	115	34	1	3	3	0	10	0	17	8	0	0
11:00	162	1	101	30	1	0	0	0	9	0	16	4	0	0
12:00	226	0	159	33	4	1	1	0	7	0	16	5	0	0
13:00	256	0	172	48	1	1	5	0	7	2	12	8	0	0
14:00	282	2	179	61	4	1	1	1	10	1	15	7	0	0
15:00	295	0	192	53	3	5	1	0	6	0	24	11	0	0
16:00	475	2	363	62	3	2	3	0	6	1	21	12	0	0
17:00	391	5	315	39	0	2	2	0	2	0	19	7	0	0
18:00	256	2	202	33	1	0	1	0	1	0	13	3	0	0
19:00	126	0	91	17	0	0	2	1	0	0	8	7	0	0
20:00	94	0	73	10	0	0	1	0	2	0	8	0	0	0
21:00	81	0	68	9	0	0	0	0	2	1	0	1	0	0
22:00	65	1	56	6	0	0	0	0	0	0	1	1	0	0
23:00	48	0	41	4	0	1	0	0	0	0	1	1	0	0
12H,7-19	3172	16	2204	498	24	20	27	1	80	7	203	92	0	0
16H,6-22	3593	18	2527	543	26	20	31	2	84	9	230	103	0	0
18H,6-24	3706	19	2624	553	26	21	31	2	84	9	232	105	0	0
24H,0-24	3868	22	2750	566	29	22	31	2	86	9	245	106	0	0
Thu 08-Jun-23														
00:00	63	0	53	8	0	0	1	0	0	0	1	0	0	0
01:00	45	0	36	7	0	1	0	0	0	0	1	0	0	0
02:00	34	0	30	4	0	0	0	0	0	0	0	0	0	0
03:00	56	1	45	3	2	0	1	0	0	0	3	1	0	0
04:00	40	0	27	6	1	1	1	0	1	0	2	1	0	0
05:00	123	2	100	6	1	0	1	0	3	0	7	3	0	0
06:00	117	1	90	5	3	1	2	0	2	0	8	5	0	0
07:00	202	0	153	19	2	0	3	1	5	1	9	9	0	0
08:00	192	0	123	42	3	2	0	0	7	1	10	4	0	0
09:00	209	2	136	39	1	0	2	0	7	0	13	9	0	0
10:00	183	0	125	30	2	1	2	1	6	0	10	6	0	0
11:00	214	1	115	57	2	1	1	0	14	1	16	6	0	0
12:00	257	2	179	39	2	2	3	0	7	1	18	4	0	0

12384 IMMINGHAM Site No: 12384001 Location Site 1 - A1173, Immingham (N of Kiln Ln)
 Tue 06-Jun-23 to Mon 12-Jun-23 Channel: Southbound

TIME PERIOD	TOTAL VEHICLES	MOTOR-CYCLES	CARS OR			TWO AXLE, SIX TYRE, RIGID/BUSES	THREE AXLE RIGID	FOUR OR MORE AXLE RIGID	FOUR OR LESS AXLE ARTIC	FIVE AXLE ARTIC	SIX OR MORE AXLE ARTIC	FIVE OR LESS AXLE MULTI-TRAILER ARTIC	SIX AXLE MULTI-TRAILER ARTIC	SEVEN OR MORE AXLE ARTIC
			CAR-BASED LGV	LIGHT GOODS VEHICLES	BUSES									
13:00	225	0	144	38	1	1	5	0	12	1	16	7	0	0
14:00	262	0	169	50	2	1	3	0	4	0	25	8	0	0
15:00	320	1	210	59	1	2	1	0	7	0	27	12	0	0
16:00	473	3	383	52	0	5	0	0	6	0	15	9	0	0
17:00	392	5	321	36	0	2	4	0	0	0	19	5	0	0
18:00	216	2	181	19	0	1	0	2	2	0	5	4	0	0
19:00	110	1	87	14	2	0	0	0	0	0	4	2	0	0
20:00	59	0	48	8	0	0	1	0	1	0	0	1	0	0
21:00	53	1	43	4	0	1	1	0	1	0	2	0	0	0
22:00	26	1	22	3	0	0	0	0	0	0	0	0	0	0
23:00	38	0	31	2	0	0	1	0	0	0	3	1	0	0
12H,7-19	3145	16	2239	480	16	18	24	4	77	5	183	83	0	0
16H,6-22	3484	19	2507	511	21	20	28	4	81	5	197	91	0	0
18H,6-24	3548	20	2560	516	21	20	29	4	81	5	200	92	0	0
24H,0-24	3909	23	2851	550	25	22	33	4	85	5	214	97	0	0
Fri 09-Jun-23														
00:00	15	0	12	2	0	0	0	0	0	0	0	1	0	0
01:00	15	0	11	2	0	0	0	0	0	0	1	1	0	0
02:00	15	0	14	0	0	0	0	0	0	0	1	0	0	0
03:00	38	2	30	0	3	0	1	0	0	0	1	1	0	0
04:00	47	0	38	5	0	1	0	0	0	0	2	1	0	0
05:00	89	1	67	7	0	1	2	0	2	0	9	0	0	0
06:00	107	1	80	7	2	0	1	0	2	0	7	7	0	0
07:00	172	3	125	18	2	1	2	0	0	0	11	10	0	0
08:00	190	1	122	34	2	1	1	1	5	0	13	10	0	0
09:00	184	1	116	35	2	4	1	0	8	0	13	4	0	0
10:00	211	1	133	50	0	1	1	0	4	0	19	2	0	0
11:00	211	0	138	44	0	1	3	0	5	0	15	5	0	0
12:00	239	0	167	34	1	3	7	0	2	1	17	7	0	0
13:00	327	2	202	71	4	2	4	0	9	1	20	12	0	0
14:00	297	1	206	56	3	1	2	0	4	1	16	7	0	0
15:00	353	4	275	44	0	2	2	0	1	0	15	10	0	0
16:00	343	0	274	39	1	1	6	0	4	0	8	10	0	0
17:00	343	2	271	50	0	1	4	0	1	0	12	2	0	0
18:00	200	1	156	31	1	0	2	0	0	0	2	7	0	0
19:00	89	0	77	10	0	0	1	0	1	0	0	0	0	0

TIME PERIOD	TOTAL VEHICLES	MOTOR-CYCLES	CARS OR			TWO AXLE, SIX TYRE, RIGID/BUSES	THREE AXLE RIGID	FOUR OR	FOUR OR	FIVE AXLE ARTIC	SIX OR	FIVE OR	SIX	SEVEN
			CAR-BASED LGV	LIGHT GOODS VEHICLES	BUSES			MORE AXLE RIGID	LESS AXLE ARTIC		MORE AXLE ARTIC	LESS AXLE MULTI-TRAILER ARTIC	AXLE MULTI-TRAILER ARTIC	OR MORE AXLE ARTIC
20:00	70	1	57	7	0	0	1	0	1	0	2	1	0	0
21:00	37	0	30	4	0	0	0	0	0	0	2	1	0	0
22:00	39	1	35	1	0	0	0	0	0	0	2	0	0	0
23:00	27	1	23	2	0	1	0	0	0	0	0	0	0	0
12H,7-19	3070	16	2185	506	16	18	35	1	43	3	161	86	0	0
16H,6-22	3373	18	2429	534	18	18	38	1	47	3	172	95	0	0
18H,6-24	3439	20	2487	537	18	19	38	1	47	3	174	95	0	0
24H,0-24	3658	23	2659	553	21	21	41	1	49	3	188	99	0	0
Sat 10-Jun-23														
00:00	20	0	17	1	0	0	0	0	0	0	1	1	0	0
01:00	9	0	6	1	0	0	0	0	0	0	0	2	0	0
02:00	21	0	18	2	0	0	0	0	1	0	0	0	0	0
03:00	11	0	8	0	1	0	1	0	0	0	1	0	0	0
04:00	26	1	22	3	0	0	0	0	0	0	0	0	0	0
05:00	52	0	43	7	0	0	1	0	1	0	0	0	0	0
06:00	74	1	63	6	0	1	0	0	0	0	3	0	0	0
07:00	74	0	49	17	0	2	1	0	0	0	2	3	0	0
08:00	100	1	66	25	1	1	0	0	2	0	2	2	0	0
09:00	162	4	119	32	0	1	1	0	1	0	1	3	0	0
10:00	143	3	111	20	0	2	1	0	1	1	2	2	0	0
11:00	145	1	115	28	0	0	0	0	0	0	1	0	0	0
12:00	152	0	124	26	0	0	1	0	0	0	0	1	0	0
13:00	113	0	97	12	0	0	0	0	0	0	4	0	0	0
14:00	107	5	83	12	0	0	1	0	2	0	2	2	0	0
15:00	85	1	73	6	0	0	0	0	1	0	4	0	0	0
16:00	83	0	68	13	0	0	0	0	0	0	2	0	0	0
17:00	103	4	86	11	0	0	0	0	0	0	1	1	0	0
18:00	86	2	73	10	0	0	1	0	0	0	0	0	0	0
19:00	40	0	38	1	0	0	0	0	0	0	1	0	0	0
20:00	30	0	26	3	1	0	0	0	0	0	0	0	0	0
21:00	27	0	27	0	0	0	0	0	0	0	0	0	0	0
22:00	26	0	24	0	1	1	0	0	0	0	0	0	0	0
23:00	22	0	18	1	0	1	0	0	0	0	1	1	0	0
12H,7-19	1353	21	1064	212	1	6	6	0	7	1	21	14	0	0
16H,6-22	1524	22	1218	222	2	7	6	0	7	1	25	14	0	0
18H,6-24	1572	22	1260	223	3	9	6	0	7	1	26	15	0	0

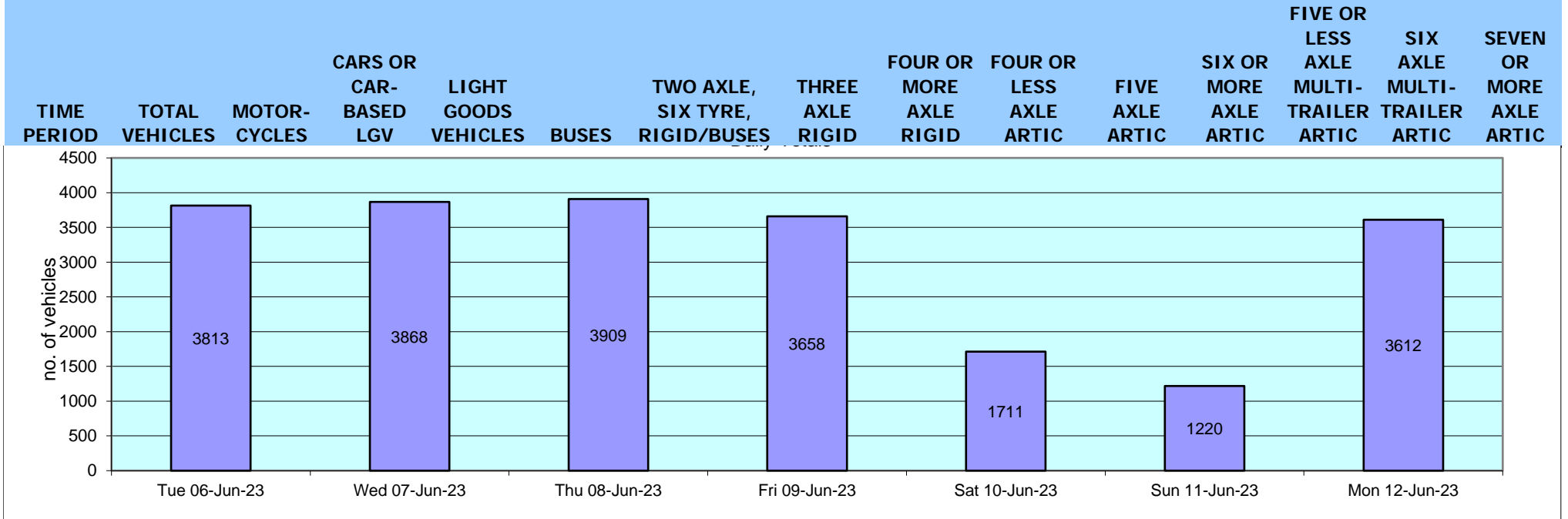
12384 IMMINGHAM Site No: 12384001 Location Site 1 - A1173, Immingham (N of Kiln Ln)
 Tue 06-Jun-23 to Mon 12-Jun-23 Channel: Southbound

TIME PERIOD	TOTAL VEHICLES	MOTOR-CYCLES	CARS OR CAR-BASED LGV	LIGHT GOODS VEHICLES	BUSES	TWO AXLE, SIX TYRE, RIGID/BUSES	THREE AXLE RIGID	FOUR OR MORE AXLE RIGID	FOUR OR LESS AXLE ARTIC	FIVE AXLE ARTIC	SIX OR MORE AXLE ARTIC	FIVE OR LESS AXLE MULTI-TRAILER ARTIC	SIX AXLE MULTI-TRAILER ARTIC	SEVEN OR MORE AXLE ARTIC
24H,0-24	1711	23	1374	237	4	9	8	0	9	1	28	18	0	0
Sun 11-Jun-23														
00:00	20	0	20	0	0	0	0	0	0	0	0	0	0	0
01:00	8	1	6	0	0	0	0	0	0	0	1	0	0	0
02:00	9	0	8	0	0	0	0	0	0	1	0	0	0	0
03:00	6	0	5	1	0	0	0	0	0	0	0	0	0	0
04:00	4	1	2	1	0	0	0	0	0	0	0	0	0	0
05:00	30	1	25	2	0	0	0	0	1	0	1	0	0	0
06:00	66	1	62	0	0	0	0	0	0	0	2	1	0	0
07:00	18	0	17	0	0	0	0	0	0	0	1	0	0	0
08:00	40	0	35	5	0	0	0	0	0	0	0	0	0	0
09:00	64	1	54	6	0	0	1	0	0	0	2	0	0	0
10:00	75	0	66	3	0	0	2	0	1	0	2	1	0	0
11:00	89	0	73	9	0	0	1	0	0	1	4	1	0	0
12:00	108	2	96	7	0	0	0	0	0	0	3	0	0	0
13:00	103	4	81	16	0	0	0	0	0	0	2	0	0	0
14:00	94	0	84	7	0	0	0	0	1	0	2	0	0	0
15:00	93	0	81	6	0	0	0	0	0	0	5	1	0	0
16:00	76	0	69	4	0	0	0	0	0	0	1	2	0	0
17:00	103	1	85	12	1	0	0	0	2	0	0	2	0	0
18:00	88	0	77	8	1	0	1	0	0	0	1	0	0	0
19:00	49	0	45	3	0	0	0	0	0	0	1	0	0	0
20:00	22	0	19	1	0	1	0	0	0	0	0	1	0	0
21:00	29	0	25	3	0	0	0	0	0	0	0	1	0	0
22:00	14	0	12	0	0	0	0	0	0	0	0	2	0	0
23:00	12	0	10	2	0	0	0	0	0	0	0	0	0	0
12H,7-19	951	8	818	83	2	0	5	0	4	1	23	7	0	0
16H,6-22	1117	9	969	90	2	1	5	0	4	1	26	10	0	0
18H,6-24	1143	9	991	92	2	1	5	0	4	1	26	12	0	0
24H,0-24	1220	12	1057	96	2	1	5	0	5	2	28	12	0	0
Mon 12-Jun-23														
00:00	7	0	6	1	0	0	0	0	0	0	0	0	0	0
01:00	7	1	4	1	0	0	0	0	0	0	1	0	0	0
02:00	6	0	5	0	0	0	0	0	0	0	1	0	0	0
03:00	23	0	21	0	0	0	0	0	0	0	1	1	0	0
04:00	38	0	32	2	1	0	0	0	1	0	2	0	0	0

TIME PERIOD	TOTAL VEHICLES	MOTOR-CYCLES	CARS OR			TWO AXLE, SIX TYRE, RIGID/BUSES	THREE AXLE RIGID	FOUR OR MORE AXLE RIGID	FOUR OR LESS AXLE ARTIC	FIVE AXLE ARTIC	SIX OR MORE AXLE ARTIC	FIVE OR LESS AXLE MULTI-TRAILER ARTIC	SIX AXLE MULTI-TRAILER ARTIC	SEVEN OR MORE AXLE ARTIC
			CAR-BASED LGV	LIGHT GOODS VEHICLES	BUSES									
05:00	134	1	114	6	0	1	0	0	3	0	8	1	0	0
06:00	117	2	87	9	0	2	0	0	0	1	13	3	0	0
07:00	191	2	128	17	3	2	5	0	3	3	23	5	0	0
08:00	209	0	138	37	1	0	2	0	5	0	20	6	0	0
09:00	191	0	113	40	1	1	3	0	5	1	21	6	0	0
10:00	197	1	126	39	2	1	3	0	4	0	15	6	0	0
11:00	177	2	116	41	1	0	1	0	2	0	11	3	0	0
12:00	232	0	163	37	1	2	4	0	3	1	12	9	0	0
13:00	188	1	132	32	1	1	4	0	1	0	11	5	0	0
14:00	236	3	154	43	6	1	2	0	6	0	15	6	0	0
15:00	264	0	173	45	2	1	3	0	8	2	22	8	0	0
16:00	507	0	408	61	1	2	2	0	5	0	14	14	0	0
17:00	396	1	313	55	1	1	1	0	4	0	11	9	0	0
18:00	233	2	192	25	1	0	3	1	2	0	5	2	0	0
19:00	99	0	68	22	0	0	0	0	0	0	6	3	0	0
20:00	72	2	61	3	0	0	0	0	1	0	5	0	0	0
21:00	33	0	29	1	0	0	0	0	2	0	1	0	0	0
22:00	23	1	18	2	0	1	0	0	0	0	1	0	0	0
23:00	32	0	30	1	0	0	0	0	0	0	1	0	0	0
12H,7-19	3021	12	2156	472	21	12	33	1	48	7	180	79	0	0
16H,6-22	3342	16	2401	507	21	14	33	1	51	8	205	85	0	0
18H,6-24	3397	17	2449	510	21	15	33	1	51	8	207	85	0	0
24H,0-24	3612	19	2631	520	22	16	33	1	55	8	220	87	0	0
Daily Totals														
Tue 06-Jun-23	3813	19	2726	544	24	15	30	2	104	8	257	84	0	0
Wed 07-Jun-23	3868	22	2750	566	29	22	31	2	86	9	245	106	0	0
Thu 08-Jun-23	3909	23	2851	550	25	22	33	4	85	5	214	97	0	0
Fri 09-Jun-23	3658	23	2659	553	21	21	41	1	49	3	188	99	0	0
Sat 10-Jun-23	1711	23	1374	237	4	9	8	0	9	1	28	18	0	0
Sun 11-Jun-23	1220	12	1057	96	2	1	5	0	5	2	28	12	0	0
Mon 12-Jun-23	3612	19	2631	520	22	16	33	1	55	8	220	87	0	0
Total Vehicles														
[--]	21791	141	16048	3066	127	106	181	10	393	36	1180	503	0	0

Daily Totals

12384 IMMINGHAM Site No: 12384001 Location Site 1 - A1173, Immingham (N of Kiln Ln)
 Tue 06-Jun-23 to Mon 12-Jun-23 Channel: Southbound



12384 IMMINGHAM Site No: 12384001 Location Site 1 - A1173, Immingham (N of Kiln Ln)
 Tue 06-Jun-23 to Mon 12-Jun-23 Channel: Southbound

TIME PERIOD	TOTAL VEHICLES	MOTOR-CYCLES	MOTOR-CYCLES%	CARS	CARS %	LGV	LGV %	HGV	HGV %	BUS	BUS %
Tue 06-Jun-23											
00:00	14	0	0.0	12	85.7	1	7.1	1	7.1	0	0.0
01:00	12	0	0.0	8	66.7	3	25.0	1	8.3	0	0.0
02:00	17	0	0.0	17	100.0	0	0.0	0	0.0	0	0.0
03:00	25	1	4.0	22	88.0	1	4.0	0	0.0	1	4.0
04:00	37	0	0.0	30	81.1	2	5.4	3	8.1	2	5.4
05:00	95	2	2.1	74	77.9	4	4.2	14	14.7	1	1.1
06:00	138	2	1.5	113	81.9	10	7.3	11	8.0	2	1.5
07:00	212	0	0.0	161	75.9	22	10.4	28	13.2	1	0.5
08:00	222	1	0.5	148	66.7	37	16.7	34	15.3	2	0.9
09:00	196	0	0.0	105	53.6	42	21.4	46	23.5	3	1.5
10:00	189	1	0.5	117	61.9	41	21.7	30	15.9	0	0.0
11:00	196	0	0.0	122	62.2	38	19.4	35	17.9	1	0.5
12:00	237	1	0.4	151	63.7	40	16.9	43	18.1	2	0.8
13:00	244	2	0.8	145	59.4	49	20.1	47	19.3	1	0.4
14:00	257	0	0.0	166	64.6	43	16.7	45	17.5	3	1.2
15:00	320	0	0.0	218	68.1	49	15.3	52	16.3	1	0.3
16:00	515	1	0.2	413	80.2	60	11.7	39	7.6	2	0.4
17:00	414	6	1.5	323	78.0	45	10.9	39	9.4	1	0.2
18:00	209	0	0.0	168	80.4	26	12.4	14	6.7	1	0.5
19:00	103	1	1.0	79	76.7	15	14.6	8	7.8	0	0.0
20:00	54	0	0.0	46	85.2	7	13.0	1	1.9	0	0.0
21:00	38	0	0.0	28	73.7	6	15.8	4	10.5	0	0.0
22:00	37	1	2.7	32	86.5	2	5.4	2	5.4	0	0.0
23:00	32	0	0.0	28	87.5	1	3.1	3	9.4	0	0.0
12H,7-19	3211	12	0.4	2237	69.7	492	15.3	452	14.1	18	0.6
16H,6-22	3544	15	0.4	2503	70.6	530	15.0	476	13.4	20	0.6
18H,6-24	3613	16	0.4	2563	70.9	533	14.8	481	13.3	20	0.6
24H,0-24	3813	19	0.5	2726	71.5	544	14.3	500	13.1	24	0.6
Wed 07-Jun-23											
00:00	14	0	0.0	11	78.6	3	21.4	0	0.0	0	0.0
01:00	9	0	0.0	7	77.8	2	22.2	0	0.0	0	0.0
02:00	6	0	0.0	6	100.0	0	0.0	0	0.0	0	0.0
03:00	12	1	8.3	9	75.0	1	8.3	1	8.3	0	0.0
04:00	32	0	0.0	25	78.1	1	3.1	5	15.6	1	3.1
05:00	89	2	2.3	68	76.4	6	6.7	11	12.4	2	2.3

12384 IMMINGHAM Site No: 12384001 Location Site 1 - A1173, Immingham (N of Kiln Ln)
 Tue 06-Jun-23 to Mon 12-Jun-23 Channel: Southbound

TIME PERIOD	TOTAL VEHICLES	MOTOR-CYCLES	MOTOR-CYCLES%	CARS	CARS %	LGV	LGV %	HGV	HGV %	BUS	BUS %
06:00	120	2	1.7	91	75.8	9	7.5	16	13.3	2	1.7
07:00	211	2	1.0	142	67.3	26	12.3	40	19.0	1	0.5
08:00	201	1	0.5	133	66.2	27	13.4	37	18.4	3	1.5
09:00	225	0	0.0	131	58.2	52	23.1	40	17.8	2	0.9
10:00	192	1	0.5	115	59.9	34	17.7	41	21.4	1	0.5
11:00	162	1	0.6	101	62.4	30	18.5	29	17.9	1	0.6
12:00	226	0	0.0	159	70.4	33	14.6	30	13.3	4	1.8
13:00	256	0	0.0	172	67.2	48	18.8	35	13.7	1	0.4
14:00	282	2	0.7	179	63.5	61	21.6	36	12.8	4	1.4
15:00	295	0	0.0	192	65.1	53	18.0	47	15.9	3	1.0
16:00	475	2	0.4	363	76.4	62	13.1	45	9.5	3	0.6
17:00	391	5	1.3	315	80.6	39	10.0	32	8.2	0	0.0
18:00	256	2	0.8	202	78.9	33	12.9	18	7.0	1	0.4
19:00	126	0	0.0	91	72.2	17	13.5	18	14.3	0	0.0
20:00	94	0	0.0	73	77.7	10	10.6	11	11.7	0	0.0
21:00	81	0	0.0	68	84.0	9	11.1	4	4.9	0	0.0
22:00	65	1	1.5	56	86.2	6	9.2	2	3.1	0	0.0
23:00	48	0	0.0	41	85.4	4	8.3	3	6.3	0	0.0
12H,7-19	3172	16	0.5	2204	69.5	498	15.7	430	13.6	24	0.8
16H,6-22	3593	18	0.5	2527	70.3	543	15.1	479	13.3	26	0.7
18H,6-24	3706	19	0.5	2624	70.8	553	14.9	484	13.1	26	0.7
24H,0-24	3868	22	0.6	2750	71.1	566	14.6	501	13.0	29	0.8
Thu 08-Jun-23											
00:00	63	0	0.0	53	84.1	8	12.7	2	3.2	0	0.0
01:00	45	0	0.0	36	80.0	7	15.6	2	4.4	0	0.0
02:00	34	0	0.0	30	88.2	4	11.8	0	0.0	0	0.0
03:00	56	1	1.8	45	80.4	3	5.4	5	8.9	2	3.6
04:00	40	0	0.0	27	67.5	6	15.0	6	15.0	1	2.5
05:00	123	2	1.6	100	81.3	6	4.9	14	11.4	1	0.8
06:00	117	1	0.9	90	76.9	5	4.3	18	15.4	3	2.6
07:00	202	0	0.0	153	75.7	19	9.4	28	13.9	2	1.0
08:00	192	0	0.0	123	64.1	42	21.9	24	12.5	3	1.6
09:00	209	2	1.0	136	65.1	39	18.7	31	14.8	1	0.5
10:00	183	0	0.0	125	68.3	30	16.4	26	14.2	2	1.1
11:00	214	1	0.5	115	53.7	57	26.6	39	18.2	2	0.9
12:00	257	2	0.8	179	69.7	39	15.2	35	13.6	2	0.8

TIME PERIOD	TOTAL VEHICLES	MOTOR-CYCLES	MOTOR-CYCLES%	CARS	CARS %	LGV	LGV %	HGV	HGV %	BUS	BUS %
13:00	225	0	0.0	144	64.0	38	16.9	42	18.7	1	0.4
14:00	262	0	0.0	169	64.5	50	19.1	41	15.7	2	0.8
15:00	320	1	0.3	210	65.6	59	18.4	49	15.3	1	0.3
16:00	473	3	0.6	383	81.0	52	11.0	35	7.4	0	0.0
17:00	392	5	1.3	321	81.9	36	9.2	30	7.7	0	0.0
18:00	216	2	0.9	181	83.8	19	8.8	14	6.5	0	0.0
19:00	110	1	0.9	87	79.1	14	12.7	6	5.5	2	1.8
20:00	59	0	0.0	48	81.4	8	13.6	3	5.1	0	0.0
21:00	53	1	1.9	43	81.1	4	7.6	5	9.4	0	0.0
22:00	26	1	3.9	22	84.6	3	11.5	0	0.0	0	0.0
23:00	38	0	0.0	31	81.6	2	5.3	5	13.2	0	0.0
12H,7-19	3145	16	0.5	2239	71.2	480	15.3	394	12.5	16	0.5
16H,6-22	3484	19	0.6	2507	72.0	511	14.7	426	12.2	21	0.6
18H,6-24	3548	20	0.6	2560	72.2	516	14.5	431	12.2	21	0.6
24H,0-24	3909	23	0.6	2851	72.9	550	14.1	460	11.8	25	0.6
Fri 09-Jun-23											
00:00	15	0	0.0	12	80.0	2	13.3	1	6.7	0	0.0
01:00	15	0	0.0	11	73.3	2	13.3	2	13.3	0	0.0
02:00	15	0	0.0	14	93.3	0	0.0	1	6.7	0	0.0
03:00	38	2	5.3	30	79.0	0	0.0	3	7.9	3	7.9
04:00	47	0	0.0	38	80.9	5	10.6	4	8.5	0	0.0
05:00	89	1	1.1	67	75.3	7	7.9	14	15.7	0	0.0
06:00	107	1	0.9	80	74.8	7	6.5	17	15.9	2	1.9
07:00	172	3	1.7	125	72.7	18	10.5	24	14.0	2	1.2
08:00	190	1	0.5	122	64.2	34	17.9	31	16.3	2	1.1
09:00	184	1	0.5	116	63.0	35	19.0	30	16.3	2	1.1
10:00	211	1	0.5	133	63.0	50	23.7	27	12.8	0	0.0
11:00	211	0	0.0	138	65.4	44	20.9	29	13.7	0	0.0
12:00	239	0	0.0	167	69.9	34	14.2	37	15.5	1	0.4
13:00	327	2	0.6	202	61.8	71	21.7	48	14.7	4	1.2
14:00	297	1	0.3	206	69.4	56	18.9	31	10.4	3	1.0
15:00	353	4	1.1	275	77.9	44	12.5	30	8.5	0	0.0
16:00	343	0	0.0	274	79.9	39	11.4	29	8.5	1	0.3
17:00	343	2	0.6	271	79.0	50	14.6	20	5.8	0	0.0
18:00	200	1	0.5	156	78.0	31	15.5	11	5.5	1	0.5
19:00	89	0	0.0	77	86.5	10	11.2	2	2.3	0	0.0

TIME PERIOD	TOTAL VEHICLES	MOTOR-CYCLES	MOTOR-CYCLES%	CARS	CARS %	LGV	LGV %	HGV	HGV %	BUS	BUS %
20:00	70	1	1.4	57	81.4	7	10.0	5	7.1	0	0.0
21:00	37	0	0.0	30	81.1	4	10.8	3	8.1	0	0.0
22:00	39	1	2.6	35	89.7	1	2.6	2	5.1	0	0.0
23:00	27	1	3.7	23	85.2	2	7.4	1	3.7	0	0.0
12H,7-19	3070	16	0.5	2185	71.2	506	16.5	347	11.3	16	0.5
16H,6-22	3373	18	0.5	2429	72.0	534	15.8	374	11.1	18	0.5
18H,6-24	3439	20	0.6	2487	72.3	537	15.6	377	11.0	18	0.5
24H,0-24	3658	23	0.6	2659	72.7	553	15.1	402	11.0	21	0.6
Sat 10-Jun-23											
00:00	20	0	0.0	17	85.0	1	5.0	2	10.0	0	0.0
01:00	9	0	0.0	6	66.7	1	11.1	2	22.2	0	0.0
02:00	21	0	0.0	18	85.7	2	9.5	1	4.8	0	0.0
03:00	11	0	0.0	8	72.7	0	0.0	2	18.2	1	9.1
04:00	26	1	3.9	22	84.6	3	11.5	0	0.0	0	0.0
05:00	52	0	0.0	43	82.7	7	13.5	2	3.9	0	0.0
06:00	74	1	1.4	63	85.1	6	8.1	4	5.4	0	0.0
07:00	74	0	0.0	49	66.2	17	23.0	8	10.8	0	0.0
08:00	100	1	1.0	66	66.0	25	25.0	7	7.0	1	1.0
09:00	162	4	2.5	119	73.5	32	19.8	7	4.3	0	0.0
10:00	143	3	2.1	111	77.6	20	14.0	9	6.3	0	0.0
11:00	145	1	0.7	115	79.3	28	19.3	1	0.7	0	0.0
12:00	152	0	0.0	124	81.6	26	17.1	2	1.3	0	0.0
13:00	113	0	0.0	97	85.8	12	10.6	4	3.5	0	0.0
14:00	107	5	4.7	83	77.6	12	11.2	7	6.5	0	0.0
15:00	85	1	1.2	73	85.9	6	7.1	5	5.9	0	0.0
16:00	83	0	0.0	68	81.9	13	15.7	2	2.4	0	0.0
17:00	103	4	3.9	86	83.5	11	10.7	2	1.9	0	0.0
18:00	86	2	2.3	73	84.9	10	11.6	1	1.2	0	0.0
19:00	40	0	0.0	38	95.0	1	2.5	1	2.5	0	0.0
20:00	30	0	0.0	26	86.7	3	10.0	0	0.0	1	3.3
21:00	27	0	0.0	27	100.0	0	0.0	0	0.0	0	0.0
22:00	26	0	0.0	24	92.3	0	0.0	1	3.9	1	3.9
23:00	22	0	0.0	18	81.8	1	4.6	3	13.6	0	0.0
12H,7-19	1353	21	1.6	1064	78.6	212	15.7	55	4.1	1	0.1
16H,6-22	1524	22	1.4	1218	79.9	222	14.6	60	3.9	2	0.1
18H,6-24	1572	22	1.4	1260	80.2	223	14.2	64	4.1	3	0.2

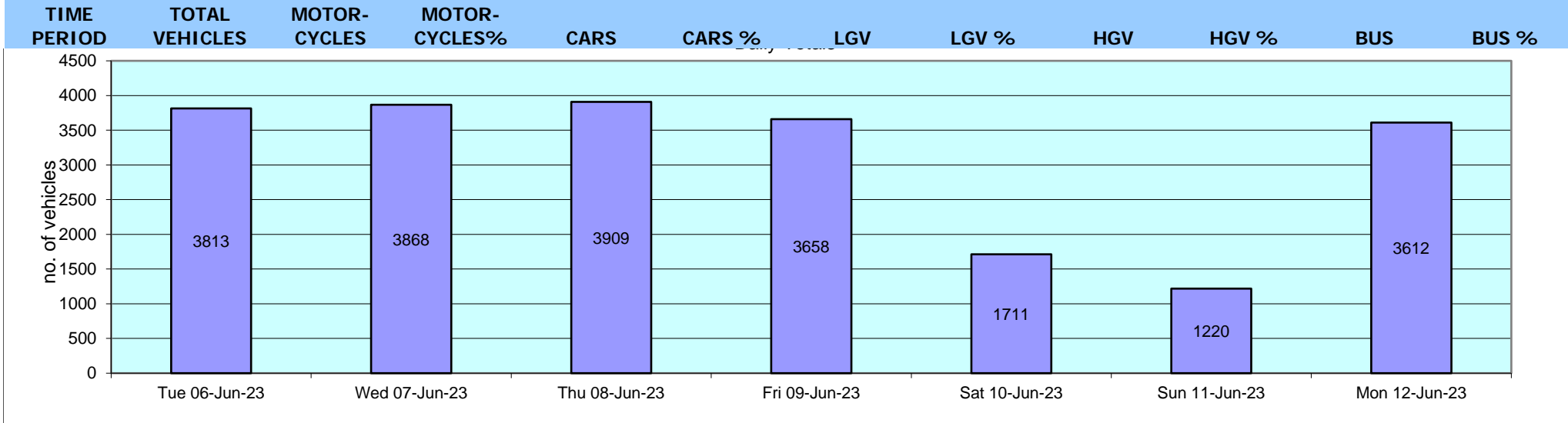
12384 IMMINGHAM Site No: 12384001 Location Site 1 - A1173, Immingham (N of Kiln Ln)
 Tue 06-Jun-23 to Mon 12-Jun-23 Channel: Southbound

TIME PERIOD	TOTAL VEHICLES	MOTOR-CYCLES	MOTOR-CYCLES%	CARS	CARS %	LGV	LGV %	HGV	HGV %	BUS	BUS %
24H,0-24	1711	23	1.3	1374	80.3	237	13.9	73	4.3	4	0.2
Sun 11-Jun-23											
00:00	20	0	0.0	20	100.0	0	0.0	0	0.0	0	0.0
01:00	8	1	12.5	6	75.0	0	0.0	1	12.5	0	0.0
02:00	9	0	0.0	8	88.9	0	0.0	1	11.1	0	0.0
03:00	6	0	0.0	5	83.3	1	16.7	0	0.0	0	0.0
04:00	4	1	25.0	2	50.0	1	25.0	0	0.0	0	0.0
05:00	30	1	3.3	25	83.3	2	6.7	2	6.7	0	0.0
06:00	66	1	1.5	62	93.9	0	0.0	3	4.6	0	0.0
07:00	18	0	0.0	17	94.4	0	0.0	1	5.6	0	0.0
08:00	40	0	0.0	35	87.5	5	12.5	0	0.0	0	0.0
09:00	64	1	1.6	54	84.4	6	9.4	3	4.7	0	0.0
10:00	75	0	0.0	66	88.0	3	4.0	6	8.0	0	0.0
11:00	89	0	0.0	73	82.0	9	10.1	7	7.9	0	0.0
12:00	108	2	1.9	96	88.9	7	6.5	3	2.8	0	0.0
13:00	103	4	3.9	81	78.6	16	15.5	2	1.9	0	0.0
14:00	94	0	0.0	84	89.4	7	7.5	3	3.2	0	0.0
15:00	93	0	0.0	81	87.1	6	6.5	6	6.5	0	0.0
16:00	76	0	0.0	69	90.8	4	5.3	3	4.0	0	0.0
17:00	103	1	1.0	85	82.5	12	11.7	4	3.9	1	1.0
18:00	88	0	0.0	77	87.5	8	9.1	2	2.3	1	1.1
19:00	49	0	0.0	45	91.8	3	6.1	1	2.0	0	0.0
20:00	22	0	0.0	19	86.4	1	4.6	2	9.1	0	0.0
21:00	29	0	0.0	25	86.2	3	10.3	1	3.5	0	0.0
22:00	14	0	0.0	12	85.7	0	0.0	2	14.3	0	0.0
23:00	12	0	0.0	10	83.3	2	16.7	0	0.0	0	0.0
12H,7-19	951	8	0.8	818	86.0	83	8.7	40	4.2	2	0.2
16H,6-22	1117	9	0.8	969	86.8	90	8.1	47	4.2	2	0.2
18H,6-24	1143	9	0.8	991	86.7	92	8.1	49	4.3	2	0.2
24H,0-24	1220	12	1.0	1057	86.6	96	7.9	53	4.3	2	0.2
Mon 12-Jun-23											
00:00	7	0	0.0	6	85.7	1	14.3	0	0.0	0	0.0
01:00	7	1	14.3	4	57.1	1	14.3	1	14.3	0	0.0
02:00	6	0	0.0	5	83.3	0	0.0	1	16.7	0	0.0
03:00	23	0	0.0	21	91.3	0	0.0	2	8.7	0	0.0
04:00	38	0	0.0	32	84.2	2	5.3	3	7.9	1	2.6

TIME PERIOD	TOTAL VEHICLES	MOTOR-CYCLES	MOTOR-CYCLES%	CARS	CARS %	LGV	LGV %	HGV	HGV %	BUS	BUS %
05:00	134	1	0.8	114	85.1	6	4.5	13	9.7	0	0.0
06:00	117	2	1.7	87	74.4	9	7.7	19	16.2	0	0.0
07:00	191	2	1.1	128	67.0	17	8.9	41	21.5	3	1.6
08:00	209	0	0.0	138	66.0	37	17.7	33	15.8	1	0.5
09:00	191	0	0.0	113	59.2	40	20.9	37	19.4	1	0.5
10:00	197	1	0.5	126	64.0	39	19.8	29	14.7	2	1.0
11:00	177	2	1.1	116	65.5	41	23.2	17	9.6	1	0.6
12:00	232	0	0.0	163	70.3	37	16.0	31	13.4	1	0.4
13:00	188	1	0.5	132	70.2	32	17.0	22	11.7	1	0.5
14:00	236	3	1.3	154	65.3	43	18.2	30	12.7	6	2.5
15:00	264	0	0.0	173	65.5	45	17.1	44	16.7	2	0.8
16:00	507	0	0.0	408	80.5	61	12.0	37	7.3	1	0.2
17:00	396	1	0.3	313	79.0	55	13.9	26	6.6	1	0.3
18:00	233	2	0.9	192	82.4	25	10.7	13	5.6	1	0.4
19:00	99	0	0.0	68	68.7	22	22.2	9	9.1	0	0.0
20:00	72	2	2.8	61	84.7	3	4.2	6	8.3	0	0.0
21:00	33	0	0.0	29	87.9	1	3.0	3	9.1	0	0.0
22:00	23	1	4.4	18	78.3	2	8.7	2	8.7	0	0.0
23:00	32	0	0.0	30	93.8	1	3.1	1	3.1	0	0.0
12H,7-19	3021	12	0.4	2156	71.4	472	15.6	360	11.9	21	0.7
16H,6-22	3342	16	0.5	2401	71.8	507	15.2	397	11.9	21	0.6
18H,6-24	3397	17	0.5	2449	72.1	510	15.0	400	11.8	21	0.6
24H,0-24	3612	19	0.5	2631	72.8	520	14.4	420	11.6	22	0.6
Daily Totals											
Tue 06-Jun-23	3813	19	0.5	2726	71.5	544	14.3	500	13.1	24	0.6
Wed 07-Jun-23	3868	22	0.6	2750	71.1	566	14.6	501	13.0	29	0.8
Thu 08-Jun-23	3909	23	0.6	2851	72.9	550	14.1	460	11.8	25	0.6
Fri 09-Jun-23	3658	23	0.6	2659	72.7	553	15.1	402	11.0	21	0.6
Sat 10-Jun-23	1711	23	1.3	1374	80.3	237	13.9	73	4.3	4	0.2
Sun 11-Jun-23	1220	12	1.0	1057	86.6	96	7.9	53	4.3	2	0.2
Mon 12-Jun-23	3612	19	0.5	2631	72.8	520	14.4	420	11.6	22	0.6
Total Vehicles											
[--]	21791	141	0.7	16048	75.4	3066	13.5	2409	9.9	127	0.5

Daily Totals

12384 IMMINGHAM Site No: 12384001 Location Site 1 - A1173, Immingham (N of Kiln Ln)
 Tue 06-Jun-23 to Mon 12-Jun-23 Channel: Southbound



12384 IMMINGHAM Site No: 12384001 Location Site 1 - A1173, Immingham (N of Kiln Ln)
 Tue 06-Jun-23 to Mon 12-Jun-23 Channel: Southbound

Time Period	Total Vehicles	85%ile Speed	Mean Speed	Stand Dev.	<11Mph	11-<16	16-<21	21-<26	26-<31	31-<36	36-<41	41-<46	46-<51	51-<56	56-<61	=>61
-------------	----------------	--------------	------------	------------	--------	--------	--------	--------	--------	--------	--------	--------	--------	--------	--------	------

Tue 06-Jun-23

00:00	14	56.7	44.6	9.5	0	0	0	0	1	1	3	5	0	1	3	0
01:00	12	54.5	49.8	6.2	0	0	0	0	0	0	0	3	6	1	1	1
02:00	17	58.4	51.1	8.6	0	0	0	0	0	1	2	1	2	7	2	2
03:00	25	49.8	46.1	4.6	0	0	0	0	0	0	3	8	13	0	1	0
04:00	37	54.5	48.5	5.9	0	0	0	0	0	0	2	12	12	7	3	1
05:00	95	47.9	42.4	5.6	0	0	0	0	0	7	35	34	11	6	2	0
06:00	138	50.6	44.4	6.7	0	0	1	0	0	13	18	59	28	13	5	1
07:00	212	46.3	40.7	5.8	0	0	0	0	7	35	67	69	29	3	2	0
08:00	222	47.1	41.4	5.8	0	0	0	0	7	23	79	71	36	3	2	1
09:00	196	45.9	41.5	4.9	0	0	0	0	3	12	79	73	24	4	1	0
10:00	189	45.7	41.5	5	0	0	0	0	0	15	83	66	15	9	1	0
11:00	196	47.8	42	5.9	0	0	0	0	5	11	77	63	28	8	3	1
12:00	237	45.8	40.7	5.7	0	0	1	0	2	38	90	73	24	7	1	1
13:00	244	47.3	41.8	6	0	0	0	0	6	26	80	88	26	14	3	1
14:00	257	45.8	41	5	0	0	0	0	2	17	138	63	28	6	3	0
15:00	320	45.9	40.7	5.9	0	0	0	1	13	36	131	92	30	15	2	0
16:00	515	45.5	40.1	5.3	0	0	0	0	6	92	232	119	50	15	1	0
17:00	414	45.4	40.4	5.8	0	1	0	0	4	66	181	114	28	14	2	4
18:00	209	49.9	42.7	7.2	0	0	0	0	10	24	52	58	42	17	4	2
19:00	103	51.9	46.6	6.2	0	0	0	0	1	4	11	27	42	12	5	1
20:00	54	54	45.6	8.1	0	0	0	0	0	4	15	11	10	9	2	3
21:00	38	52	46	6.1	0	0	0	0	0	1	5	16	9	4	3	0
22:00	37	57.6	50	8	0	0	0	0	0	2	5	2	9	11	6	2
23:00	32	53.1	43.5	8	0	0	0	0	0	4	10	11	0	4	2	1
12H,7-19	3211	46.4	41	5.7	0	1	1	1	65	395	1289	949	360	115	25	10
16H,6-22	3544	47.4	41.4	6	0	1	2	1	66	417	1338	1062	449	153	40	15
18H,6-24	3613	47.6	41.6	6.1	0	1	2	1	66	423	1353	1075	458	168	48	18
24H,0-24	3813	48	41.8	6.2	0	1	2	1	67	432	1398	1138	502	190	60	22

Wed 07-Jun-23

00:00	14	53.3	47.1	6.8	0	0	0	0	0	1	1	4	4	3	1	0
01:00	9	-	47.4	7.1	0	0	0	0	0	0	2	2	2	2	1	0
02:00	6	-	50.2	5.4	0	0	0	0	0	0	0	2	0	4	0	0
03:00	12	53.1	46.8	5.5	0	0	0	0	0	0	1	6	1	4	0	0
04:00	32	51.7	43.7	6.8	0	0	0	0	0	4	7	12	3	5	1	0
05:00	89	51.7	45	7.2	0	0	0	0	0	4	28	19	23	8	4	3
06:00	120	52.5	45.1	6.8	0	0	0	0	0	8	28	33	27	18	5	1
07:00	211	45.8	40.6	5.6	0	0	0	0	4	33	82	63	21	6	2	0
08:00	201	48.1	41.8	6	0	0	0	0	1	30	65	59	36	7	2	1

12384 IMMINGHAM Site No: 12384001 Location Site 1 - A1173, Immingham (N of Kiln Ln)
 Tue 06-Jun-23 to Mon 12-Jun-23 Channel: Southbound

Time Period	Total Vehicles	85%ile Speed	Mean Speed	Stand Dev.	<11Mph	11-<16	16-<21	21-<26	26-<31	31-<36	36-<41	41-<46	46-<51	51-<56	56-<61	=>61
09:00	225	47	41.6	6.1	0	0	0	1	2	26	87	70	24	9	4	2
10:00	192	45.9	40.7	5.2	0	0	0	0	6	19	82	56	27	2	0	0
11:00	162	48.9	42.9	6.7	0	0	0	4	7	4	34	69	33	8	2	1
12:00	226	48.4	41.9	6.1	0	0	0	0	4	21	90	61	33	13	3	1
13:00	256	46.5	41.8	5.3	0	0	0	0	0	29	84	101	33	6	2	1
14:00	282	47.8	42.1	5.7	0	0	0	0	0	36	85	101	48	6	4	2
15:00	295	45.7	40.9	5.3	0	0	0	0	1	40	124	91	26	11	1	1
16:00	475	45	40.3	5.3	0	0	0	0	10	68	205	150	25	14	1	2
17:00	391	47	41.4	5.7	0	0	0	0	7	48	141	125	53	12	5	0
18:00	256	49.9	43.5	6.7	0	0	0	0	1	22	76	77	53	15	6	6
19:00	126	53.5	45.5	7.4	0	0	0	0	0	11	30	23	33	19	8	2
20:00	94	53.5	44.5	7.3	0	0	0	0	0	6	30	28	7	17	4	2
21:00	81	55.1	48.9	6.3	0	0	0	0	0	1	7	17	27	20	7	2
22:00	65	52.3	45.6	6.9	0	0	0	0	0	2	14	24	14	3	7	1
23:00	48	51.3	45.8	6.4	0	0	0	0	0	3	7	14	16	6	1	1
12H,7-19	3172	47.1	41.5	5.8	0	0	0	5	43	376	1155	1023	412	109	32	17
16H,6-22	3593	48.3	42	6.1	0	0	0	5	43	402	1250	1124	506	183	56	24
18H,6-24	3706	48.4	42.1	6.2	0	0	0	5	43	407	1271	1162	536	192	64	26
24H,0-24	3868	48.7	42.3	6.3	0	0	0	5	43	416	1310	1207	569	218	71	29
Thu 08-Jun-23																
00:00	63	53.9	47.5	6.6	0	0	0	0	0	3	3	23	16	14	1	3
01:00	45	52.7	45.7	7	0	0	0	0	1	1	10	11	12	8	1	1
02:00	34	56.3	46.6	7	0	0	0	0	0	0	7	13	6	2	6	0
03:00	56	56.1	48.3	7.3	0	0	0	0	0	2	5	18	10	12	7	2
04:00	40	52.5	46.3	5.7	0	0	0	0	0	0	5	19	8	5	3	0
05:00	123	48.7	42.4	6.2	0	0	0	0	2	7	52	31	22	6	1	2
06:00	117	52.5	45.8	6.3	0	0	0	0	0	2	23	44	25	17	3	3
07:00	202	47.9	41.8	5.8	0	0	0	0	0	19	91	49	32	5	5	1
08:00	192	47.1	41.2	5.8	0	0	0	0	3	27	70	57	26	7	2	0
09:00	209	45.8	41.3	4.8	0	0	0	0	3	12	93	72	26	1	2	0
10:00	183	47.3	42.1	5.3	0	0	0	0	0	13	75	62	19	13	1	0
11:00	214	48	41.3	6.1	0	0	0	0	0	39	78	51	33	11	0	2
12:00	257	46.8	41.2	6.4	0	0	0	0	8	33	96	76	33	2	4	5
13:00	225	47.4	41.5	5.4	0	0	0	0	0	33	76	72	35	9	0	0
14:00	262	45	39.5	5.7	0	0	1	2	17	38	97	84	21	2	0	0
15:00	320	45.5	40	5.7	0	0	0	0	6	74	106	94	31	8	0	1
16:00	473	45	39.9	5.6	0	0	1	4	9	75	213	125	31	11	3	1
17:00	392	48.1	41.2	6.9	0	0	0	5	15	60	115	114	57	17	6	3
18:00	216	51	43.8	6.5	0	0	0	0	0	16	70	54	43	28	3	2

12384 IMMINGHAM Site No: 12384001 Location Site 1 - A1173, Immingham (N of Kiln Ln)
 Tue 06-Jun-23 to Mon 12-Jun-23 Channel: Southbound

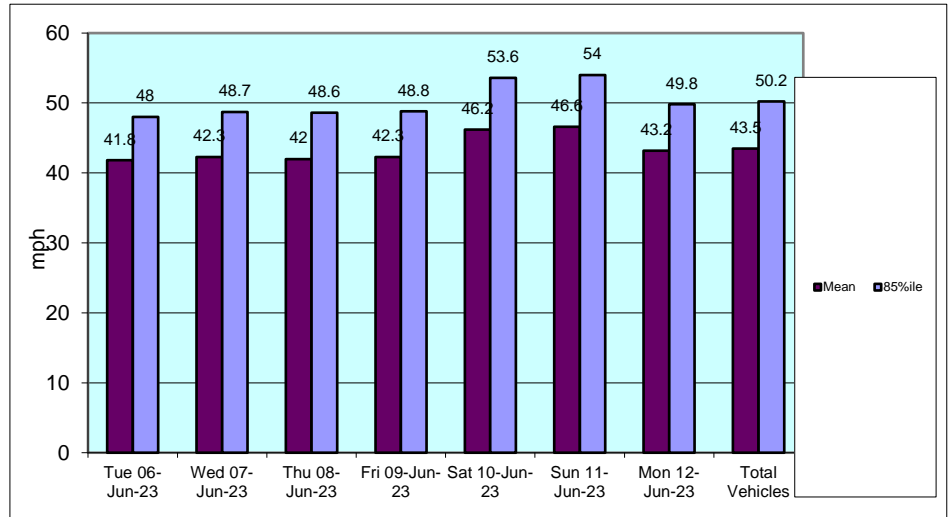
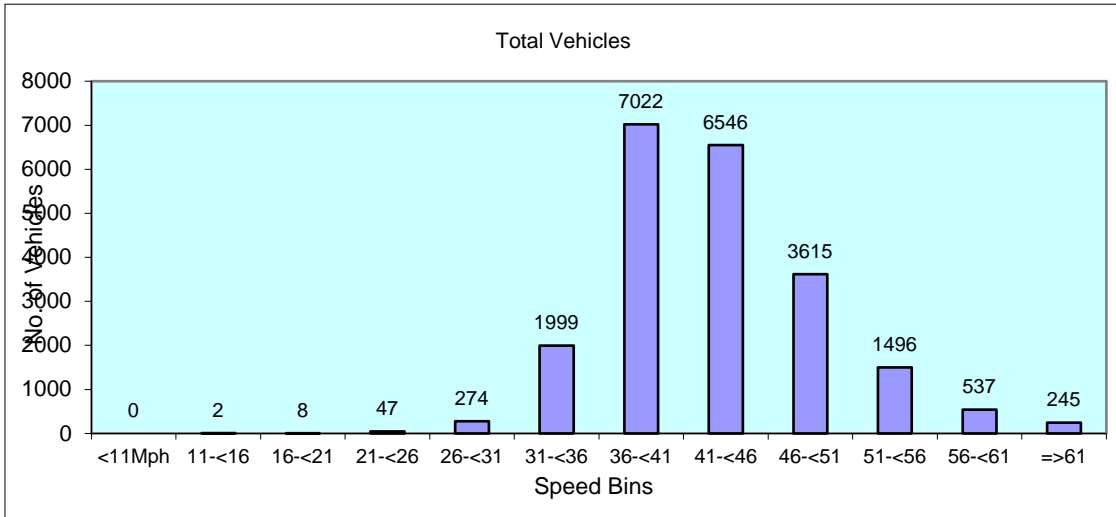
Time Period	Total Vehicles	85%ile Speed	Mean Speed	Stand Dev.	<11Mph	11-<16	16-<21	21-<26	26-<31	31-<36	36-<41	41-<46	46-<51	51-<56	56-<61	=>61
19:00	110	52.5	45.5	6.9	0	0	0	0	0	3	29	33	24	13	4	4
20:00	59	53.7	46.7	6.9	0	0	0	0	0	1	8	24	14	5	4	3
21:00	53	53.6	46.3	7.8	0	0	0	0	0	2	13	12	15	5	2	4
22:00	26	-	48.9	9.9	0	0	0	0	0	1	8	1	5	5	1	5
23:00	38	55.8	45.9	8.7	0	0	0	0	3	0	7	11	7	4	5	1
12H,7-19	3145	46.9	41	6	0	0	2	11	61	439	1180	910	387	114	26	15
16H,6-22	3484	47.8	41.5	6.3	0	0	2	11	61	447	1253	1023	465	154	39	29
18H,6-24	3548	48	41.6	6.4	0	0	2	11	64	448	1268	1035	477	163	45	35
24H,0-24	3909	48.6	42	6.5	0	0	2	11	67	461	1350	1150	551	210	64	43
Fri 09-Jun-23																
00:00	15	59.8	51.2	8.7	0	0	0	0	0	0	3	1	3	3	3	2
01:00	15	55.1	49.2	6.4	0	0	0	0	0	0	2	2	5	4	2	0
02:00	15	51.6	45.5	8.3	0	0	0	0	1	0	3	4	4	2	0	1
03:00	38	48.3	42.7	5.7	0	0	0	0	0	1	17	12	4	3	1	0
04:00	47	52.5	45.9	5.6	0	0	0	0	0	2	1	28	6	8	2	0
05:00	89	50.1	42.9	7.1	0	0	0	0	0	14	25	23	16	8	1	2
06:00	107	49.5	43.5	6.1	0	0	0	0	0	4	36	40	15	8	2	2
07:00	172	48.5	42.2	5.5	0	0	0	0	0	12	75	43	32	8	2	0
08:00	190	47.6	41.6	6.1	0	1	0	0	1	24	69	59	22	12	2	0
09:00	184	45.9	41.2	6	0	0	1	3	0	21	62	71	16	8	2	0
10:00	211	44.9	39.2	6.1	0	0	0	9	5	31	96	49	15	5	1	0
11:00	211	49.6	43	6.9	0	0	1	0	1	10	87	54	36	13	2	7
12:00	239	48.1	42.1	5.7	0	0	0	0	0	26	87	73	39	11	2	1
13:00	327	45.3	39.4	6.6	0	0	0	1	33	45	138	71	22	10	6	1
14:00	297	46.2	41.6	5.7	0	0	0	0	9	20	115	107	29	12	4	1
15:00	353	47.3	41.4	5.5	0	0	0	0	5	39	135	106	58	6	3	1
16:00	343	47.9	42.5	6	0	0	0	0	3	32	105	133	48	9	10	3
17:00	343	47.6	41.9	6.3	0	0	0	10	2	23	111	131	45	16	4	1
18:00	200	50.7	44.3	6.3	0	0	0	0	0	4	71	53	44	16	12	0
19:00	89	56.1	48.5	7.2	0	0	0	0	0	2	11	22	21	19	11	3
20:00	70	53.3	46.1	6.8	0	0	0	0	0	2	17	15	20	11	4	1
21:00	37	57.2	47.6	8	0	0	0	0	0	0	7	15	3	5	4	3
22:00	39	51.8	44.7	7.7	0	0	0	0	2	1	9	12	8	4	2	1
23:00	27	53.9	48.1	6.3	0	0	0	0	0	1	1	8	9	6	1	1
12H,7-19	3070	47.7	41.6	6.2	0	1	2	23	59	287	1151	950	406	126	50	15
16H,6-22	3373	48.4	42	6.4	0	1	2	23	59	295	1222	1042	465	169	71	24
18H,6-24	3439	48.5	42.1	6.5	0	1	2	23	61	297	1232	1062	482	179	74	26
24H,0-24	3658	48.8	42.3	6.5	0	1	2	23	62	314	1283	1132	520	207	83	31

Sat 10-Jun-23

Time Period	Total Vehicles	85%ile Speed	Mean Speed	Stand Dev.	<11Mph	11-<16	16-<21	21-<26	26-<31	31-<36	36-<41	41-<46	46-<51	51-<56	56-<61	=>61
00:00	20	58.9	52	6.5	0	0	0	0	0	0	0	4	6	3	6	1
01:00	9	-	51.3	4.6	0	0	0	0	0	0	0	1	3	4	1	0
02:00	21	53.3	46.1	7.3	0	0	0	0	0	0	6	6	4	3	1	1
03:00	11	55.3	46.7	9.6	0	0	0	0	0	1	3	2	1	2	1	1
04:00	26	49.7	44.7	6.1	0	0	0	0	0	0	9	6	9	0	2	0
05:00	52	53.3	45.8	7.6	0	0	0	0	0	4	13	8	15	8	2	2
06:00	74	57.3	48	8.1	0	0	0	0	0	5	10	14	23	8	9	5
07:00	74	53.5	47.1	5.9	0	0	0	0	0	2	9	20	23	17	3	0
08:00	100	50.8	45.1	6.6	0	0	0	0	0	3	25	34	23	10	1	4
09:00	162	51.4	44.8	6.8	0	0	0	0	0	3	54	47	32	15	5	6
10:00	143	50.4	43.6	6.5	0	0	0	0	0	10	47	43	24	12	6	1
11:00	145	53.2	46.5	6.4	0	0	0	0	0	2	24	50	38	20	7	4
12:00	152	53.7	46.2	6.9	0	0	0	0	1	3	36	35	40	25	10	2
13:00	113	52.5	45.4	7	0	0	0	0	0	7	22	38	25	12	6	3
14:00	107	52.6	45.8	6.5	0	0	0	0	0	3	25	27	30	17	3	2
15:00	85	50.8	46	6.3	0	0	0	0	0	2	15	28	27	7	4	2
16:00	83	56.5	48.6	7.1	0	0	0	0	0	1	11	18	27	12	10	4
17:00	103	54.9	48.1	6.8	0	0	0	0	0	0	14	28	31	18	6	6
18:00	86	54	46.6	7.2	0	0	0	0	0	2	19	21	24	11	5	4
19:00	40	52.5	46.8	6.5	0	0	0	0	0	2	4	12	14	5	2	1
20:00	30	51	46.8	6.8	0	0	0	0	0	1	4	8	12	3	0	2
21:00	27	54.5	47.8	6.8	0	0	0	0	0	0	4	8	7	5	2	1
22:00	26	50.2	44.7	5.7	0	0	0	0	0	1	7	6	9	3	0	0
23:00	22	59.7	49.4	9.9	0	0	0	0	0	3	2	3	3	5	3	3
12H,7-19	1353	53.2	46	6.8	0	0	0	0	1	38	301	389	344	176	66	38
16H,6-22	1524	53.4	46.1	6.9	0	0	0	0	1	46	323	431	400	197	79	47
18H,6-24	1572	53.5	46.1	6.9	0	0	0	0	1	50	332	440	412	205	82	50
24H,0-24	1711	53.6	46.2	7	0	0	0	0	1	55	363	467	450	225	95	55
Sun 11-Jun-23																
00:00	20	59.1	51	8.2	0	0	0	0	0	0	3	3	3	5	4	2
01:00	8	-	43.5	14.4	0	0	1	0	0	2	0	1	1	2	0	1
02:00	9	-	49.6	9	0	0	0	0	0	1	0	2	2	2	1	1
03:00	6	-	46.8	5.3	0	0	0	0	0	0	1	1	3	1	0	0
04:00	4	-	43.5	7.1	0	0	0	0	0	0	2	1	0	1	0	0
05:00	30	58.5	50	7.5	0	0	0	0	0	0	3	6	10	4	4	3
06:00	66	55.1	46.9	6.8	0	0	0	0	0	2	10	21	16	8	9	0
07:00	18	57	49.1	7.2	0	0	0	0	0	0	3	3	5	3	4	0
08:00	40	54.8	46.8	8.2	0	0	0	0	1	0	7	16	5	6	1	4
09:00	64	50	45.4	5.8	0	0	0	0	0	0	16	18	25	2	1	2


Time Period	Total Vehicles	85%ile Speed	Mean Speed	Stand Dev.	<11Mph	11-<16	16-<21	21-<26	26-<31	31-<36	36-<41	41-<46	46-<51	51-<56	56-<61	=>61
10:00	75	53.4	47.1	6.1	0	0	0	0	0	3	8	19	27	13	5	0
11:00	89	50.6	45.6	6	0	0	0	0	0	4	18	19	37	7	4	0
12:00	108	52.2	45.8	6.2	0	0	0	0	0	3	18	42	25	14	4	2
13:00	103	52.6	45.9	6.5	0	0	0	0	0	2	23	31	27	13	5	2
14:00	94	53.6	46.9	6.5	0	0	0	0	0	0	19	26	26	16	4	3
15:00	93	52.1	45.3	7.1	0	0	0	0	1	3	26	21	26	7	8	1
16:00	76	55	46.8	8	0	0	0	0	0	6	16	11	20	14	6	3
17:00	103	52.1	46.4	6	0	0	0	0	0	2	18	27	37	14	4	1
18:00	88	53.4	47	6.4	0	0	0	0	0	2	14	22	29	15	4	2
19:00	49	57	48.8	7.7	0	0	0	0	0	1	9	6	15	9	6	3
20:00	22	54.5	46.9	7.7	0	0	0	0	0	2	4	3	5	6	2	0
21:00	29	54.7	47.1	8.9	0	0	0	2	0	0	1	10	6	7	2	1
22:00	14	56.7	50.6	5.3	0	0	0	0	0	0	0	2	7	2	3	0
23:00	12	54.5	46	9.7	0	0	0	0	1	0	3	2	3	1	1	1
12H,7-19	951	53.1	46.3	6.6	0	0	0	0	2	25	186	255	289	124	50	20
16H,6-22	1117	53.6	46.4	6.8	0	0	0	2	2	30	210	295	331	154	69	24
18H,6-24	1143	53.6	46.5	6.8	0	0	0	2	3	30	213	299	341	157	73	25
24H,0-24	1220	54	46.6	6.9	0	0	1	2	3	33	222	313	360	172	82	32
Mon 12-Jun-23																
00:00	7	-	46.4	6.5	0	0	0	0	0	1	0	1	4	1	0	0
01:00	7	-	41.4	12.2	0	0	1	0	0	0	2	2	1	0	1	0
02:00	6	-	51.8	7.6	0	0	0	0	0	0	1	0	1	2	2	0
03:00	23	55.3	48.9	6.4	0	0	0	0	0	0	2	7	4	7	3	0
04:00	38	55.1	48	7.3	0	0	0	0	0	2	5	6	13	7	4	1
05:00	134	50.9	44.3	6.3	0	0	0	0	0	6	38	44	26	16	2	2
06:00	117	50.5	45.1	5.6	0	0	0	0	0	4	18	52	28	11	3	1
07:00	191	49	42.2	6.7	0	0	0	2	5	18	60	57	33	12	2	2
08:00	209	49.1	42.8	6.8	0	0	0	3	0	19	65	70	32	9	8	3
09:00	191	51.4	44.4	6.1	0	0	0	0	0	7	53	66	34	26	4	1
10:00	197	49.2	43.1	5.9	0	0	0	0	3	12	56	74	34	14	4	0
11:00	177	50	44.6	6	0	0	0	0	0	9	42	53	57	9	5	2
12:00	232	48.6	42.6	5.7	0	0	0	0	4	10	85	79	36	14	4	0
13:00	188	50.7	44.1	6.1	0	0	0	0	0	13	43	72	33	23	3	1
14:00	236	50	43.5	6.3	0	0	0	0	3	21	58	74	55	20	4	1
15:00	264	49.3	43	6.2	0	0	0	0	0	21	92	82	44	18	3	4
16:00	507	45.8	40.8	5.3	0	0	0	0	6	68	209	154	51	17	2	0
17:00	396	47.1	41.1	6.2	0	0	0	0	10	56	157	103	47	14	6	3
18:00	233	50.7	45	6.2	0	0	0	0	0	14	46	74	68	22	6	3
19:00	99	51.9	45.3	6.8	0	0	0	0	0	1	29	31	21	9	5	3

Time Period	Total Vehicles	85%ile Speed	Mean Speed	Stand Dev.	<11Mph	11-<16	16-<21	21-<26	26-<31	31-<36	36-<41	41-<46	46-<51	51-<56	56-<61	=>61
20:00	72	53.1	45.4	7.2	0	0	0	0	0	3	21	17	16	9	4	2
21:00	33	55.3	46.8	8.3	0	0	0	0	0	2	7	8	6	5	3	2
22:00	23	54.8	47.2	7.5	0	0	0	0	0	1	3	8	4	4	2	1
23:00	32	53.7	48.3	6.1	0	0	0	0	0	0	4	5	15	5	2	1
12H,7-19	3021	49.2	42.7	6.2	0	0	0	5	31	268	966	958	524	198	51	20
16H,6-22	3342	49.5	43	6.3	0	0	0	5	31	278	1041	1066	595	232	66	28
18H,6-24	3397	49.6	43.1	6.3	0	0	0	5	31	279	1048	1079	614	241	70	30
24H,0-24	3612	49.8	43.2	6.4	0	0	1	5	31	288	1096	1139	663	274	82	33
Daily Totals																
Tue 06-Jun-23	3813	48	41.8	6.2	0	1	2	1	67	432	1398	1138	502	190	60	22
Wed 07-Jun-23	3868	48.7	42.3	6.3	0	0	0	5	43	416	1310	1207	569	218	71	29
Thu 08-Jun-23	3909	48.6	42	6.5	0	0	2	11	67	461	1350	1150	551	210	64	43
Fri 09-Jun-23	3658	48.8	42.3	6.5	0	1	2	23	62	314	1283	1132	520	207	83	31
Sat 10-Jun-23	1711	53.6	46.2	7	0	0	0	0	1	55	363	467	450	225	95	55
Sun 11-Jun-23	1220	54	46.6	6.9	0	0	1	2	3	33	222	313	360	172	82	32
Mon 12-Jun-23	3612	49.8	43.2	6.4	0	0	1	5	31	288	1096	1139	663	274	82	33
Total Vehicles																
[--]	21791	50.2	43.5	6.5	0	2	8	47	274	1999	7022	6546	3615	1496	537	245

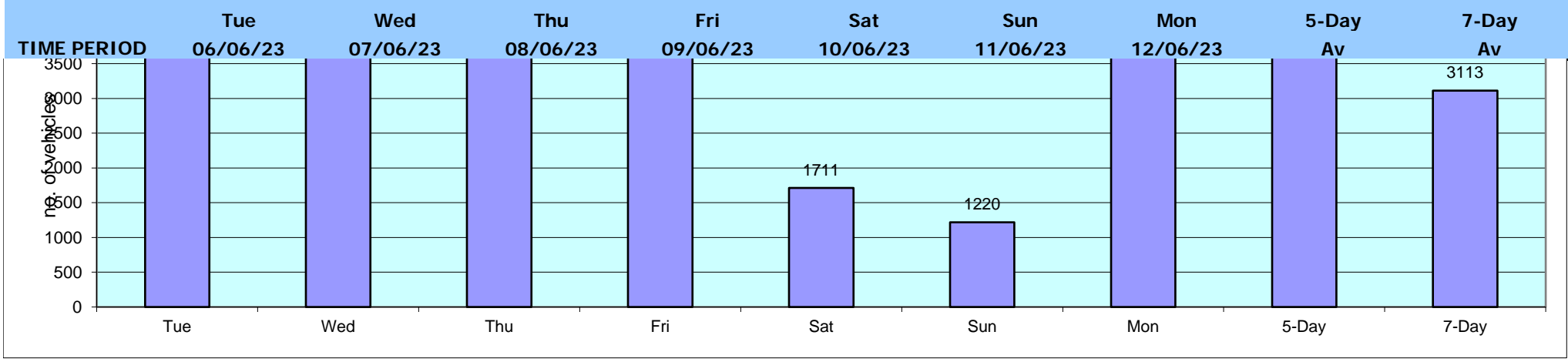


12384 IMMINGHAM Site No: 12384001 Location Site 1 - A1173, Immingham (N of Kiln Ln)
 Channel: Southbound

TIME PERIOD	Tue 06/06/23	Wed 07/06/23	Thu 08/06/23	Fri 09/06/23	Sat 10/06/23	Sun 11/06/23	Mon 12/06/23	5-Day Av	7-Day Av
Week Begin: 06-Jun-23									
00:00	14	14	63	15	20	20	7	23	22
01:00	12	9	45	15	9	8	7	18	15
02:00	17	6	34	15	21	9	6	16	15
03:00	25	12	56	38	11	6	23	31	24
04:00	37	32	40	47	26	4	38	39	32
05:00	95	89	123	89	52	30	134	106	87
06:00	138	120	117	107	74	66	117	120	106
07:00	212	211	202	172	74	18	191	198	154
08:00	222	201	192	190	100	40	209	203	165
09:00	196	225	209	184	162	64	191	201	176
10:00	189	192	183	211	143	75	197	194	170
11:00	196	162	214	211	145	89	177	192	171
12:00	237	226	257	239	152	108	232	238	207
13:00	244	256	225	327	113	103	188	248	208
14:00	257	282	262	297	107	94	236	267	219
15:00	320	295	320	353	85	93	264	310	247
16:00	515	475	473	343	83	76	507	463	353
17:00	414	391	392	343	103	103	396	387	306
18:00	209	256	216	200	86	88	233	223	184
19:00	103	126	110	89	40	49	99	105	88
20:00	54	94	59	70	30	22	72	70	57
21:00	38	81	53	37	27	29	33	48	43
22:00	37	65	26	39	26	14	23	38	33
23:00	32	48	38	27	22	12	32	35	30
12H,7-19	3211	3172	3145	3070	1353	951	3021	3124	2560
16H,6-22	3544	3593	3484	3373	1524	1117	3342	3467	2854
18H,6-24	3613	3706	3548	3439	1572	1143	3397	3541	2917
24H,0-24	3813	3868	3909	3658	1711	1220	3612	3772	3113
Am	08:00	09:00	11:00	11:00	09:00	11:00	08:00		
Peak	222	225	214	211	162	89	209		
Pm	16:00	16:00	16:00	15:00	12:00	12:00	16:00		
Peak	515	475	473	353	152	108	507		



12384 IMMINGHAM Site No: 12384001 Location Site 1 - A1173, Immingham (N of Kiln Ln)
 Channel: Southbound



12384 IMMINGHAM										
JUNE 2023										
Site	Location	Direction	Start Date	End Date	Posted Speed Limit (PSL)	Total Vehicles	5 Day Ave.	7 Day Ave.	Average 85%ile Speed	Average Mean Speed
Site No: 12384002	Site 2 - A1173, Immingham (N of Queens Rd) 53.61701, -0.19567	Channel: Northwestbound	Tue 06-Jun-23	Mon 12-Jun-23	30	25065	4299	3581	36.8	31.9
		Channel: Southeastbound	Tue 06-Jun-23	Mon 12-Jun-23		25769	4442	3681	39.9	34.6

12384 IMMINGHAM Site No: 12384002 Location Site 2 - A1173, Immingham (N of Queens Rd)
 Tue 06-Jun-23 to Mon 12-Jun-23 Channel: Northwestbound

TIME PERIOD	TOTAL VEHICLES	MOTOR-CYCLES	CARS OR CAR-BASED LGV	LIGHT GOODS VEHICLES	BUSES	TWO AXLE, SIX TYRE, RIGID/BUSES	THREE AXLE RIGID	FOUR OR MORE AXLE RIGID	FOUR OR LESS AXLE ARTIC	FIVE AXLE ARTIC	SIX OR MORE AXLE ARTIC	FIVE OR LESS AXLE MULTI-TRAILER ARTIC	SIX AXLE MULTI-TRAILER ARTIC	SEVEN OR MORE AXLE ARTIC
-------------	----------------	--------------	-----------------------	----------------------	-------	---------------------------------	------------------	-------------------------	-------------------------	-----------------	------------------------	---------------------------------------	------------------------------	--------------------------

Tue 06-Jun-23														
00:00	11	0	9	0	0	0	0	0	0	0	0	2	0	0
01:00	18	0	14	2	0	0	0	0	0	0	0	2	0	0
02:00	13	0	9	1	1	0	0	0	0	0	0	2	0	0
03:00	35	0	24	7	0	0	0	0	0	0	1	3	0	0
04:00	79	1	47	23	0	0	1	0	3	0	1	3	0	0
05:00	163	3	128	19	0	0	5	0	3	0	1	4	0	0
06:00	319	9	246	39	1	0	3	0	2	0	5	14	0	0
07:00	406	3	320	55	5	0	4	0	5	0	4	10	0	0
08:00	304	0	220	60	1	0	2	0	4	1	6	10	0	0
09:00	245	1	157	55	2	1	2	0	4	0	3	19	1	0
10:00	245	0	152	53	2	1	5	0	6	1	8	17	0	0
11:00	269	0	180	57	2	3	1	0	3	0	11	12	0	0
12:00	308	2	217	57	1	3	2	0	4	0	6	16	0	0
13:00	302	2	207	51	2	0	4	0	8	0	8	20	0	0
14:00	286	2	185	47	2	0	2	0	10	0	10	28	0	0
15:00	306	0	244	34	1	2	3	0	1	0	5	16	0	0
16:00	384	10	288	41	0	2	5	0	5	3	15	15	0	0
17:00	291	3	232	27	1	1	4	0	4	1	10	8	0	0
18:00	154	4	124	16	0	0	1	0	1	0	3	5	0	0
19:00	80	0	70	7	0	0	1	0	0	0	0	2	0	0
20:00	69	1	59	6	0	0	0	0	0	0	0	3	0	0
21:00	49	2	42	2	0	0	0	0	0	0	1	2	0	0
22:00	38	1	32	4	0	0	0	0	0	0	1	0	0	0
23:00	19	0	17	1	0	0	1	0	0	0	0	0	0	0
12H,7-19	3500	27	2526	553	19	13	35	0	55	6	89	176	1	0
16H,6-22	4017	39	2943	607	20	13	39	0	57	6	95	197	1	0
18H,6-24	4074	40	2992	612	20	13	40	0	57	6	96	197	1	0
24H,0-24	4393	44	3223	664	21	13	46	0	63	6	99	213	1	0

Wed 07-Jun-23														
00:00	19	0	15	3	0	0	0	0	0	0	1	0	0	0
01:00	9	0	6	2	0	0	0	0	0	0	0	1	0	0
02:00	16	0	10	4	0	0	0	0	0	0	1	1	0	0
03:00	31	1	22	4	1	0	0	0	0	0	0	3	0	0
04:00	78	0	48	15	0	0	2	0	3	0	2	8	0	0
05:00	150	1	116	14	0	1	5	0	2	0	4	7	0	0

TIME PERIOD	TOTAL VEHICLES	MOTOR-CYCLES	CARS OR CAR-BASED LGV	LIGHT GOODS VEHICLES	BUSES	TWO AXLE, SIX TYRE, RIGID/BUSES	THREE AXLE RIGID	FOUR OR MORE AXLE RIGID	FOUR OR LESS AXLE ARTIC	FIVE AXLE ARTIC	SIX OR MORE AXLE ARTIC	FIVE OR LESS AXLE MULTI-TRAILER ARTIC	SIX AXLE MULTI-TRAILER ARTIC	SEVEN OR MORE AXLE ARTIC
06:00	332	8	255	45	1	0	4	0	5	0	4	10	0	0
07:00	400	2	299	66	3	2	3	0	8	0	7	10	0	0
08:00	299	4	215	54	1	1	4	0	1	1	4	14	0	0
09:00	235	0	151	50	0	0	6	0	2	0	13	12	1	0
10:00	243	0	157	53	1	5	3	0	3	1	5	15	0	0
11:00	229	1	146	48	2	0	2	0	6	0	8	16	0	0
12:00	323	1	244	49	2	0	3	0	9	0	6	9	0	0
13:00	273	4	175	45	0	3	4	0	8	0	15	19	0	0
14:00	270	2	173	55	2	3	5	0	2	0	13	14	1	0
15:00	276	4	183	44	2	1	5	0	5	1	12	19	0	0
16:00	369	9	286	40	1	2	3	0	2	1	5	20	0	0
17:00	311	4	253	28	1	3	1	0	4	1	8	8	0	0
18:00	158	3	124	21	0	0	2	0	1	0	5	2	0	0
19:00	96	0	81	10	0	0	0	0	1	0	1	3	0	0
20:00	78	1	64	6	0	1	0	0	0	0	2	4	0	0
21:00	41	0	38	0	0	0	0	0	1	0	1	1	0	0
22:00	39	0	34	3	0	0	0	0	0	0	1	1	0	0
23:00	19	0	14	4	0	0	0	0	0	0	1	0	0	0
12H,7-19	3386	34	2406	553	15	20	41	0	51	5	101	158	2	0
16H,6-22	3933	43	2844	614	16	21	45	0	58	5	109	176	2	0
18H,6-24	3991	43	2892	621	16	21	45	0	58	5	111	177	2	0
24H,0-24	4294	45	3109	663	17	22	52	0	63	5	119	197	2	0
Thu 08-Jun-23														
00:00	12	0	7	2	0	0	0	0	0	0	0	3	0	0
01:00	13	0	9	3	0	0	0	0	0	0	0	1	0	0
02:00	18	0	14	2	0	0	1	0	0	0	0	1	0	0
03:00	35	1	20	10	0	0	0	0	0	0	2	2	0	0
04:00	75	0	43	20	0	0	2	0	1	0	2	7	0	0
05:00	145	3	110	18	0	1	3	0	4	0	2	4	0	0
06:00	327	6	258	37	0	0	4	0	4	0	5	13	0	0
07:00	415	5	323	62	2	1	7	0	1	0	3	11	0	0
08:00	299	4	205	59	2	3	6	0	4	1	2	13	0	0
09:00	252	0	162	61	1	0	2	0	4	1	8	13	0	0
10:00	232	0	145	54	1	1	5	0	6	1	7	12	0	0
11:00	268	0	181	60	1	0	5	1	5	0	4	11	0	0
12:00	302	2	233	37	1	1	6	0	8	0	5	9	0	0

TIME PERIOD	TOTAL VEHICLES	MOTOR-CYCLES	CARS OR			TWO AXLE, SIX TYRE, RIGID/BUSES	THREE AXLE RIGID	FOUR OR MORE AXLE RIGID	FOUR OR LESS AXLE ARTIC	FIVE AXLE ARTIC	SIX OR MORE AXLE ARTIC	FIVE OR LESS AXLE MULTI-TRAILER ARTIC	SIX AXLE MULTI-TRAILER ARTIC	SEVEN OR MORE AXLE ARTIC
			CAR-BASED LGV	LIGHT GOODS VEHICLES	BUSES									
13:00	268	3	185	45	1	0	4	0	3	0	9	18	0	0
14:00	256	1	174	45	0	1	1	0	9	0	6	19	0	0
15:00	298	2	219	43	2	3	3	0	3	2	8	13	0	0
16:00	350	9	267	40	2	2	3	0	5	0	9	13	0	0
17:00	260	2	204	34	1	4	0	0	4	0	5	6	0	0
18:00	184	2	154	19	0	0	1	0	0	0	1	7	0	0
19:00	94	0	77	11	0	0	0	0	0	0	2	4	0	0
20:00	58	1	47	8	0	0	0	0	1	0	0	1	0	0
21:00	44	0	32	6	0	2	0	0	1	0	1	2	0	0
22:00	44	1	37	2	0	0	1	0	0	0	1	2	0	0
23:00	25	0	19	3	0	0	0	0	0	0	0	3	0	0
12H,7-19	3384	30	2452	559	14	16	43	1	52	5	67	145	0	0
16H,6-22	3907	37	2866	621	14	18	47	1	58	5	75	165	0	0
18H,6-24	3976	38	2922	626	14	18	48	1	58	5	76	170	0	0
24H,0-24	4274	42	3125	681	14	19	54	1	63	5	82	188	0	0
Fri 09-Jun-23														
00:00	23	0	20	2	0	0	0	0	0	0	0	1	0	0
01:00	12	0	10	1	0	0	0	0	0	0	0	1	0	0
02:00	9	1	4	2	0	0	0	0	0	0	0	2	0	0
03:00	27	0	21	3	0	0	0	0	1	0	0	2	0	0
04:00	69	0	38	15	0	0	0	0	2	0	3	11	0	0
05:00	150	5	106	21	0	0	3	0	2	0	0	13	0	0
06:00	308	7	261	26	0	0	4	0	3	0	5	2	0	0
07:00	352	4	286	42	2	0	4	0	4	0	8	2	0	0
08:00	288	3	188	62	2	5	2	0	5	1	8	12	0	0
09:00	222	0	146	49	2	2	5	0	3	0	4	11	0	0
10:00	253	0	151	61	1	4	6	0	6	0	8	16	0	0
11:00	238	0	167	49	0	1	1	0	5	0	8	7	0	0
12:00	335	3	243	52	2	3	4	0	6	1	6	15	0	0
13:00	314	3	219	54	2	1	8	0	6	0	10	11	0	0
14:00	294	5	200	46	2	3	7	0	6	0	5	20	0	0
15:00	280	2	221	37	1	0	2	0	7	0	3	7	0	0
16:00	288	4	230	31	1	1	3	0	1	0	10	7	0	0
17:00	286	0	238	26	0	2	2	0	6	1	3	8	0	0
18:00	248	4	216	18	0	1	0	0	4	0	0	5	0	0
19:00	96	5	83	7	0	0	0	0	0	0	0	1	0	0

12384		IMMINGHAM				Site No: 12384002		Location Site 2 - A1173, Immingham (N of Queens Rd)						
Tue 06-Jun-23 to Mon 12-Jun-23		Channel: Northwestbound												
TIME PERIOD	TOTAL VEHICLES	MOTOR-CYCLES	CARS OR CAR-BASED LGV	LIGHT GOODS VEHICLES	BUSES	TWO AXLE, SIX TYRE, RIGID/BUSES	THREE AXLE RIGID	FOUR OR MORE AXLE RIGID	FOUR OR LESS AXLE ARTIC	FIVE AXLE ARTIC	SIX OR MORE AXLE ARTIC	FIVE OR LESS AXLE MULTI-TRAILER ARTIC	SIX AXLE MULTI-TRAILER ARTIC	SEVEN OR MORE AXLE ARTIC
20:00	65	1	59	3	0	0	1	0	0	0	0	1	0	0
21:00	36	1	29	4	0	0	0	0	0	0	1	1	0	0
22:00	40	1	34	3	0	0	0	0	1	0	0	1	0	0
23:00	19	1	16	1	0	0	0	0	1	0	0	0	0	0
12H,7-19	3398	28	2505	527	15	23	44	0	59	3	73	121	0	0
16H,6-22	3903	42	2937	567	15	23	49	0	62	3	79	126	0	0
18H,6-24	3962	44	2987	571	15	23	49	0	64	3	79	127	0	0
24H,0-24	4252	50	3186	615	15	23	52	0	69	3	82	157	0	0
Sat 10-Jun-23														
00:00	14	0	12	1	0	0	0	0	0	0	0	1	0	0
01:00	12	0	11	0	0	0	0	0	0	0	0	1	0	0
02:00	11	0	9	0	0	0	0	0	0	0	0	2	0	0
03:00	20	0	13	3	0	0	0	0	0	0	0	4	0	0
04:00	17	1	12	1	0	0	0	0	1	0	1	1	0	0
05:00	85	4	70	6	0	0	0	0	3	0	0	2	0	0
06:00	101	4	84	10	0	2	0	0	0	0	1	0	0	0
07:00	114	2	80	23	2	1	1	0	1	0	1	3	0	0
08:00	110	1	75	30	1	1	0	0	0	0	1	1	0	0
09:00	160	1	114	37	0	2	1	0	2	0	3	0	0	0
10:00	171	4	130	29	0	0	1	0	1	0	4	2	0	0
11:00	159	1	122	24	1	0	2	0	4	0	2	3	0	0
12:00	160	0	134	22	0	1	0	0	0	0	1	2	0	0
13:00	143	2	120	17	0	0	0	0	1	0	1	2	0	0
14:00	119	0	107	8	0	1	2	0	0	0	0	1	0	0
15:00	115	2	101	9	0	1	0	0	0	0	1	1	0	0
16:00	107	2	90	10	0	0	2	0	1	0	1	1	0	0
17:00	100	2	85	9	0	0	0	0	2	0	0	2	0	0
18:00	105	5	90	8	0	0	0	0	0	0	0	2	0	0
19:00	57	1	48	8	0	0	0	0	0	0	0	0	0	0
20:00	42	0	41	1	0	0	0	0	0	0	0	0	0	0
21:00	37	2	33	1	0	0	0	0	0	0	0	1	0	0
22:00	33	1	30	0	0	0	0	0	1	0	1	0	0	0
23:00	27	0	22	4	0	0	0	0	0	0	0	1	0	0
12H,7-19	1563	22	1248	226	4	7	9	0	12	0	15	20	0	0
16H,6-22	1800	29	1454	246	4	9	9	0	12	0	16	21	0	0
18H,6-24	1860	30	1506	250	4	9	9	0	13	0	17	22	0	0

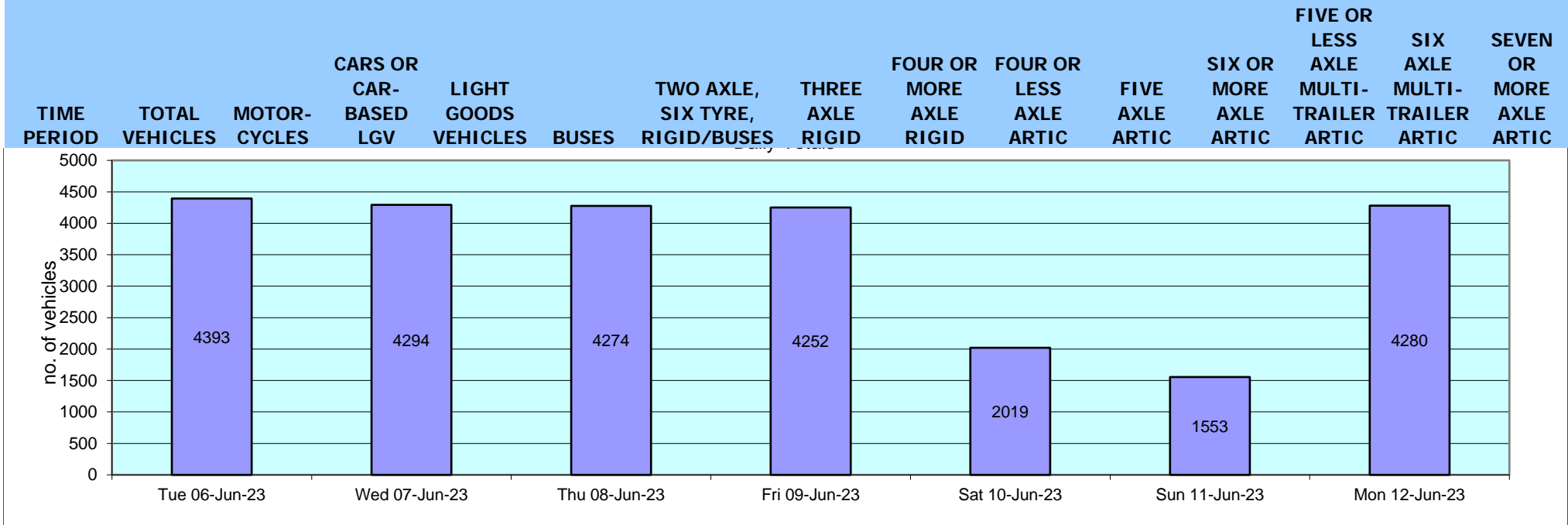
12384 IMMINGHAM Site No: 12384002 Location Site 2 - A1173, Immingham (N of Queens Rd)
 Tue 06-Jun-23 to Mon 12-Jun-23 Channel: Northwestbound

TIME PERIOD	TOTAL VEHICLES	MOTOR-CYCLES	CARS OR CAR-BASED LGV	LIGHT GOODS VEHICLES	BUSES	TWO AXLE, SIX TYRE, RIGID/BUSES	THREE AXLE RIGID	FOUR OR MORE AXLE RIGID	FOUR OR LESS AXLE ARTIC	FIVE AXLE ARTIC	SIX OR MORE AXLE ARTIC	FIVE OR LESS AXLE MULTI-TRAILER ARTIC	SIX AXLE MULTI-TRAILER ARTIC	SEVEN OR MORE AXLE ARTIC
24H,0-24	2019	35	1633	261	4	9	9	0	17	0	18	33	0	0
Sun 11-Jun-23														
00:00	18	0	15	1	0	0	0	0	2	0	0	0	0	0
01:00	9	0	8	0	0	0	0	0	0	0	0	1	0	0
02:00	6	0	6	0	0	0	0	0	0	0	0	0	0	0
03:00	17	0	14	1	0	0	1	0	0	0	0	1	0	0
04:00	14	0	10	1	0	0	0	0	3	0	0	0	0	0
05:00	58	2	54	0	0	0	0	0	0	0	0	2	0	0
06:00	78	3	61	11	0	0	0	0	1	0	1	1	0	0
07:00	52	0	38	7	0	2	0	0	2	0	0	3	0	0
08:00	46	2	36	5	0	0	0	0	1	0	1	1	0	0
09:00	69	3	53	8	0	0	1	0	0	0	2	2	0	0
10:00	103	1	80	18	0	1	0	0	0	0	0	3	0	0
11:00	92	1	76	10	0	0	1	0	0	0	2	2	0	0
12:00	155	5	128	18	0	0	1	0	0	0	0	3	0	0
13:00	138	2	123	6	0	0	1	0	3	0	0	3	0	0
14:00	132	6	107	13	0	0	1	0	0	0	1	4	0	0
15:00	95	3	75	12	0	0	1	0	2	0	1	1	0	0
16:00	87	1	85	0	0	0	0	0	0	0	0	1	0	0
17:00	94	3	83	7	0	0	0	0	0	0	0	1	0	0
18:00	117	4	104	8	0	0	0	0	0	0	0	1	0	0
19:00	71	2	64	5	0	0	0	0	0	0	0	0	0	0
20:00	43	1	35	6	0	1	0	0	0	0	0	0	0	0
21:00	28	0	24	2	0	0	1	0	0	0	0	1	0	0
22:00	18	0	18	0	0	0	0	0	0	0	0	0	0	0
23:00	13	1	10	1	0	0	0	0	0	0	0	1	0	0
12H,7-19	1180	31	988	112	0	3	6	0	8	0	7	25	0	0
16H,6-22	1400	37	1172	136	0	4	7	0	9	0	8	27	0	0
18H,6-24	1431	38	1200	137	0	4	7	0	9	0	8	28	0	0
24H,0-24	1553	40	1307	140	0	4	8	0	14	0	8	32	0	0
Mon 12-Jun-23														
00:00	6	0	5	0	0	0	0	0	1	0	0	0	0	0
01:00	11	0	8	2	0	0	0	0	0	0	0	1	0	0
02:00	16	0	8	6	0	0	0	0	0	0	0	2	0	0
03:00	38	0	25	8	0	0	0	0	0	0	0	5	0	0
04:00	82	1	44	31	0	0	1	0	1	0	1	3	0	0

TIME PERIOD	TOTAL VEHICLES	MOTOR-CYCLES	CARS OR			TWO AXLE, SIX TYRE, RIGID/BUSES	THREE AXLE RIGID	FOUR OR MORE AXLE RIGID	FOUR OR LESS AXLE ARTIC	FIVE AXLE ARTIC	SIX OR MORE AXLE ARTIC	FIVE OR LESS AXLE		SEVEN OR MORE AXLE ARTIC
			CAR-BASED LGV	LIGHT GOODS VEHICLES	BUSES							MULTI-TRAILER ARTIC	MULTI-TRAILER ARTIC	
05:00	192	1	134	39	1	0	3	0	1	0	3	10	0	0
06:00	330	7	240	53	0	1	6	0	3	1	3	16	0	0
07:00	378	3	311	45	3	1	1	0	4	0	2	8	0	0
08:00	306	1	206	68	2	1	3	0	4	1	8	12	0	0
09:00	244	0	161	49	2	1	4	0	6	1	8	12	0	0
10:00	235	3	151	56	0	2	4	0	5	0	7	7	0	0
11:00	232	0	147	37	4	0	10	0	5	0	9	20	0	0
12:00	320	4	235	54	2	2	1	0	5	0	4	13	0	0
13:00	288	1	189	56	0	1	10	0	4	0	12	15	0	0
14:00	265	2	186	51	1	4	1	0	5	0	4	11	0	0
15:00	263	4	181	38	1	1	2	0	5	2	9	20	0	0
16:00	359	8	289	30	0	3	1	1	5	1	9	12	0	0
17:00	306	7	255	26	0	2	1	0	3	1	4	7	0	0
18:00	168	1	138	18	0	0	2	0	0	0	3	6	0	0
19:00	93	3	74	7	0	0	0	0	2	0	2	5	0	0
20:00	65	0	55	6	0	0	1	0	0	0	2	1	0	0
21:00	34	3	28	2	0	0	0	0	0	0	0	1	0	0
22:00	34	1	30	1	0	0	1	0	0	0	1	0	0	0
23:00	15	0	11	2	0	0	0	0	1	0	1	0	0	0
12H,7-19	3364	34	2449	528	15	18	40	1	51	6	79	143	0	0
16H,6-22	3886	47	2846	596	15	19	47	1	56	7	86	166	0	0
18H,6-24	3935	48	2887	599	15	19	48	1	57	7	88	166	0	0
24H,0-24	4280	50	3111	685	16	19	52	1	60	7	92	187	0	0
Daily Totals														
Tue 06-Jun-23	4393	44	3223	664	21	13	46	0	63	6	99	213	1	0
Wed 07-Jun-23	4294	45	3109	663	17	22	52	0	63	5	119	197	2	0
Thu 08-Jun-23	4274	42	3125	681	14	19	54	1	63	5	82	188	0	0
Fri 09-Jun-23	4252	50	3186	615	15	23	52	0	69	3	82	157	0	0
Sat 10-Jun-23	2019	35	1633	261	4	9	9	0	17	0	18	33	0	0
Sun 11-Jun-23	1553	40	1307	140	0	4	8	0	14	0	8	32	0	0
Mon 12-Jun-23	4280	50	3111	685	16	19	52	1	60	7	92	187	0	0
Total Vehicles														
[--]	25065	306	18694	3709	87	109	273	2	349	26	500	1007	3	0

Daily Totals

12384 IMMINGHAM Site No: 12384002 Location Site 2 - A1173, Immingham (N of Queens Rd)
 Tue 06-Jun-23 to Mon 12-Jun-23 Channel: Northwestbound



12384 IMMINGHAM Site No: 12384002 Location Site 2 - A1173, Immingham (N of Queens Rd)
 Tue 06-Jun-23 to Mon 12-Jun-23 Channel: Northwestbound

TIME PERIOD	TOTAL VEHICLES	MOTOR-CYCLES	MOTOR-CYCLES%	CARS	CARS %	LGV	LGV %	HGV	HGV %	BUS	BUS %
Tue 06-Jun-23											
00:00	11	0	0.0	9	81.8	0	0.0	2	18.2	0	0.0
01:00	18	0	0.0	14	77.8	2	11.1	2	11.1	0	0.0
02:00	13	0	0.0	9	69.2	1	7.7	2	15.4	1	7.7
03:00	35	0	0.0	24	68.6	7	20.0	4	11.4	0	0.0
04:00	79	1	1.3	47	59.5	23	29.1	8	10.1	0	0.0
05:00	163	3	1.8	128	78.5	19	11.7	13	8.0	0	0.0
06:00	319	9	2.8	246	77.1	39	12.2	24	7.5	1	0.3
07:00	406	3	0.7	320	78.8	55	13.6	23	5.7	5	1.2
08:00	304	0	0.0	220	72.4	60	19.7	23	7.6	1	0.3
09:00	245	1	0.4	157	64.1	55	22.5	30	12.2	2	0.8
10:00	245	0	0.0	152	62.0	53	21.6	38	15.5	2	0.8
11:00	269	0	0.0	180	66.9	57	21.2	30	11.2	2	0.7
12:00	308	2	0.7	217	70.5	57	18.5	31	10.1	1	0.3
13:00	302	2	0.7	207	68.5	51	16.9	40	13.3	2	0.7
14:00	286	2	0.7	185	64.7	47	16.4	50	17.5	2	0.7
15:00	306	0	0.0	244	79.7	34	11.1	27	8.8	1	0.3
16:00	384	10	2.6	288	75.0	41	10.7	45	11.7	0	0.0
17:00	291	3	1.0	232	79.7	27	9.3	28	9.6	1	0.3
18:00	154	4	2.6	124	80.5	16	10.4	10	6.5	0	0.0
19:00	80	0	0.0	70	87.5	7	8.8	3	3.8	0	0.0
20:00	69	1	1.5	59	85.5	6	8.7	3	4.4	0	0.0
21:00	49	2	4.1	42	85.7	2	4.1	3	6.1	0	0.0
22:00	38	1	2.6	32	84.2	4	10.5	1	2.6	0	0.0
23:00	19	0	0.0	17	89.5	1	5.3	1	5.3	0	0.0
12H,7-19	3500	27	0.8	2526	72.2	553	15.8	375	10.7	19	0.5
16H,6-22	4017	39	1.0	2943	73.3	607	15.1	408	10.2	20	0.5
18H,6-24	4074	40	1.0	2992	73.4	612	15.0	410	10.1	20	0.5
24H,0-24	4393	44	1.0	3223	73.4	664	15.1	441	10.0	21	0.5
Wed 07-Jun-23											
00:00	19	0	0.0	15	79.0	3	15.8	1	5.3	0	0.0
01:00	9	0	0.0	6	66.7	2	22.2	1	11.1	0	0.0
02:00	16	0	0.0	10	62.5	4	25.0	2	12.5	0	0.0
03:00	31	1	3.2	22	71.0	4	12.9	3	9.7	1	3.2
04:00	78	0	0.0	48	61.5	15	19.2	15	19.2	0	0.0
05:00	150	1	0.7	116	77.3	14	9.3	19	12.7	0	0.0

TIME PERIOD	TOTAL VEHICLES	MOTOR-CYCLES	MOTOR-CYCLES%	CARS	CARS %	LGV	LGV %	HGV	HGV %	BUS	BUS %
06:00	332	8	2.4	255	76.8	45	13.6	23	6.9	1	0.3
07:00	400	2	0.5	299	74.8	66	16.5	30	7.5	3	0.8
08:00	299	4	1.3	215	71.9	54	18.1	25	8.4	1	0.3
09:00	235	0	0.0	151	64.3	50	21.3	34	14.5	0	0.0
10:00	243	0	0.0	157	64.6	53	21.8	32	13.2	1	0.4
11:00	229	1	0.4	146	63.8	48	21.0	32	14.0	2	0.9
12:00	323	1	0.3	244	75.5	49	15.2	27	8.4	2	0.6
13:00	273	4	1.5	175	64.1	45	16.5	49	18.0	0	0.0
14:00	270	2	0.7	173	64.1	55	20.4	38	14.1	2	0.7
15:00	276	4	1.5	183	66.3	44	15.9	43	15.6	2	0.7
16:00	369	9	2.4	286	77.5	40	10.8	33	8.9	1	0.3
17:00	311	4	1.3	253	81.4	28	9.0	25	8.0	1	0.3
18:00	158	3	1.9	124	78.5	21	13.3	10	6.3	0	0.0
19:00	96	0	0.0	81	84.4	10	10.4	5	5.2	0	0.0
20:00	78	1	1.3	64	82.1	6	7.7	7	9.0	0	0.0
21:00	41	0	0.0	38	92.7	0	0.0	3	7.3	0	0.0
22:00	39	0	0.0	34	87.2	3	7.7	2	5.1	0	0.0
23:00	19	0	0.0	14	73.7	4	21.1	1	5.3	0	0.0
12H,7-19	3386	34	1.0	2406	71.1	553	16.3	378	11.2	15	0.4
16H,6-22	3933	43	1.1	2844	72.3	614	15.6	416	10.6	16	0.4
18H,6-24	3991	43	1.1	2892	72.5	621	15.6	419	10.5	16	0.4
24H,0-24	4294	45	1.1	3109	72.4	663	15.4	460	10.7	17	0.4
Thu 08-Jun-23											
00:00	12	0	0.0	7	58.3	2	16.7	3	25.0	0	0.0
01:00	13	0	0.0	9	69.2	3	23.1	1	7.7	0	0.0
02:00	18	0	0.0	14	77.8	2	11.1	2	11.1	0	0.0
03:00	35	1	2.9	20	57.1	10	28.6	4	11.4	0	0.0
04:00	75	0	0.0	43	57.3	20	26.7	12	16.0	0	0.0
05:00	145	3	2.1	110	75.9	18	12.4	14	9.7	0	0.0
06:00	327	6	1.8	258	78.9	37	11.3	26	8.0	0	0.0
07:00	415	5	1.2	323	77.8	62	14.9	23	5.5	2	0.5
08:00	299	4	1.3	205	68.6	59	19.7	29	9.7	2	0.7
09:00	252	0	0.0	162	64.3	61	24.2	28	11.1	1	0.4
10:00	232	0	0.0	145	62.5	54	23.3	32	13.8	1	0.4
11:00	268	0	0.0	181	67.5	60	22.4	26	9.7	1	0.4
12:00	302	2	0.7	233	77.2	37	12.3	29	9.6	1	0.3

TIME PERIOD	TOTAL VEHICLES	MOTOR-CYCLES	MOTOR-CYCLES%	CARS	CARS %	LGV	LGV %	HGV	HGV %	BUS	BUS %
13:00	268	3	1.1	185	69.0	45	16.8	34	12.7	1	0.4
14:00	256	1	0.4	174	68.0	45	17.6	36	14.1	0	0.0
15:00	298	2	0.7	219	73.5	43	14.4	32	10.7	2	0.7
16:00	350	9	2.6	267	76.3	40	11.4	32	9.1	2	0.6
17:00	260	2	0.8	204	78.5	34	13.1	19	7.3	1	0.4
18:00	184	2	1.1	154	83.7	19	10.3	9	4.9	0	0.0
19:00	94	0	0.0	77	81.9	11	11.7	6	6.4	0	0.0
20:00	58	1	1.7	47	81.0	8	13.8	2	3.5	0	0.0
21:00	44	0	0.0	32	72.7	6	13.6	6	13.6	0	0.0
22:00	44	1	2.3	37	84.1	2	4.6	4	9.1	0	0.0
23:00	25	0	0.0	19	76.0	3	12.0	3	12.0	0	0.0
12H,7-19	3384	30	0.9	2452	72.5	559	16.5	329	9.7	14	0.4
16H,6-22	3907	37	1.0	2866	73.4	621	15.9	369	9.4	14	0.4
18H,6-24	3976	38	1.0	2922	73.5	626	15.7	376	9.5	14	0.4
24H,0-24	4274	42	1.0	3125	73.1	681	15.9	412	9.6	14	0.3
Fri 09-Jun-23											
00:00	23	0	0.0	20	87.0	2	8.7	1	4.4	0	0.0
01:00	12	0	0.0	10	83.3	1	8.3	1	8.3	0	0.0
02:00	9	1	11.1	4	44.4	2	22.2	2	22.2	0	0.0
03:00	27	0	0.0	21	77.8	3	11.1	3	11.1	0	0.0
04:00	69	0	0.0	38	55.1	15	21.7	16	23.2	0	0.0
05:00	150	5	3.3	106	70.7	21	14.0	18	12.0	0	0.0
06:00	308	7	2.3	261	84.7	26	8.4	14	4.6	0	0.0
07:00	352	4	1.1	286	81.3	42	11.9	18	5.1	2	0.6
08:00	288	3	1.0	188	65.3	62	21.5	33	11.5	2	0.7
09:00	222	0	0.0	146	65.8	49	22.1	25	11.3	2	0.9
10:00	253	0	0.0	151	59.7	61	24.1	40	15.8	1	0.4
11:00	238	0	0.0	167	70.2	49	20.6	22	9.2	0	0.0
12:00	335	3	0.9	243	72.5	52	15.5	35	10.5	2	0.6
13:00	314	3	1.0	219	69.8	54	17.2	36	11.5	2	0.6
14:00	294	5	1.7	200	68.0	46	15.7	41	14.0	2	0.7
15:00	280	2	0.7	221	78.9	37	13.2	19	6.8	1	0.4
16:00	288	4	1.4	230	79.9	31	10.8	22	7.6	1	0.4
17:00	286	0	0.0	238	83.2	26	9.1	22	7.7	0	0.0
18:00	248	4	1.6	216	87.1	18	7.3	10	4.0	0	0.0
19:00	96	5	5.2	83	86.5	7	7.3	1	1.0	0	0.0

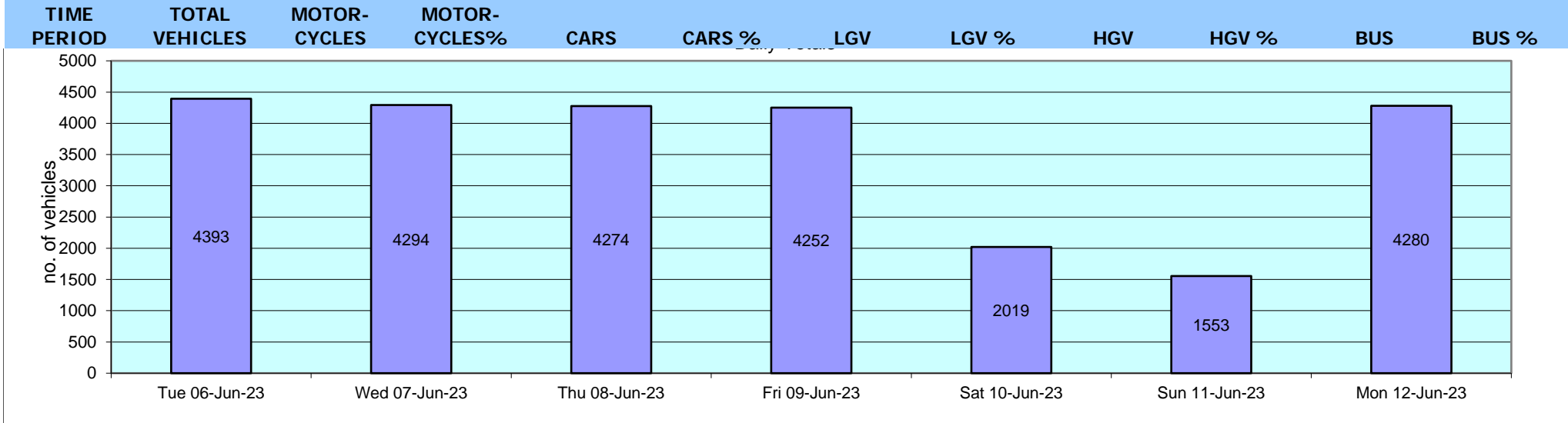
TIME PERIOD	TOTAL VEHICLES	MOTOR-CYCLES	MOTOR-CYCLES%	CARS	CARS %	LGV	LGV %	HGV	HGV %	BUS	BUS %
20:00	65	1	1.5	59	90.8	3	4.6	2	3.1	0	0.0
21:00	36	1	2.8	29	80.6	4	11.1	2	5.6	0	0.0
22:00	40	1	2.5	34	85.0	3	7.5	2	5.0	0	0.0
23:00	19	1	5.3	16	84.2	1	5.3	1	5.3	0	0.0
12H,7-19	3398	28	0.8	2505	73.7	527	15.5	323	9.5	15	0.4
16H,6-22	3903	42	1.1	2937	75.3	567	14.5	342	8.8	15	0.4
18H,6-24	3962	44	1.1	2987	75.4	571	14.4	345	8.7	15	0.4
24H,0-24	4252	50	1.2	3186	74.9	615	14.5	386	9.1	15	0.4
Sat 10-Jun-23											
00:00	14	0	0.0	12	85.7	1	7.1	1	7.1	0	0.0
01:00	12	0	0.0	11	91.7	0	0.0	1	8.3	0	0.0
02:00	11	0	0.0	9	81.8	0	0.0	2	18.2	0	0.0
03:00	20	0	0.0	13	65.0	3	15.0	4	20.0	0	0.0
04:00	17	1	5.9	12	70.6	1	5.9	3	17.7	0	0.0
05:00	85	4	4.7	70	82.4	6	7.1	5	5.9	0	0.0
06:00	101	4	4.0	84	83.2	10	9.9	3	3.0	0	0.0
07:00	114	2	1.8	80	70.2	23	20.2	7	6.1	2	1.8
08:00	110	1	0.9	75	68.2	30	27.3	3	2.7	1	0.9
09:00	160	1	0.6	114	71.3	37	23.1	8	5.0	0	0.0
10:00	171	4	2.3	130	76.0	29	17.0	8	4.7	0	0.0
11:00	159	1	0.6	122	76.7	24	15.1	11	6.9	1	0.6
12:00	160	0	0.0	134	83.8	22	13.8	4	2.5	0	0.0
13:00	143	2	1.4	120	83.9	17	11.9	4	2.8	0	0.0
14:00	119	0	0.0	107	89.9	8	6.7	4	3.4	0	0.0
15:00	115	2	1.7	101	87.8	9	7.8	3	2.6	0	0.0
16:00	107	2	1.9	90	84.1	10	9.4	5	4.7	0	0.0
17:00	100	2	2.0	85	85.0	9	9.0	4	4.0	0	0.0
18:00	105	5	4.8	90	85.7	8	7.6	2	1.9	0	0.0
19:00	57	1	1.8	48	84.2	8	14.0	0	0.0	0	0.0
20:00	42	0	0.0	41	97.6	1	2.4	0	0.0	0	0.0
21:00	37	2	5.4	33	89.2	1	2.7	1	2.7	0	0.0
22:00	33	1	3.0	30	90.9	0	0.0	2	6.1	0	0.0
23:00	27	0	0.0	22	81.5	4	14.8	1	3.7	0	0.0
12H,7-19	1563	22	1.4	1248	79.9	226	14.5	63	4.0	4	0.3
16H,6-22	1800	29	1.6	1454	80.8	246	13.7	67	3.7	4	0.2
18H,6-24	1860	30	1.6	1506	81.0	250	13.4	70	3.8	4	0.2

12384 IMMINGHAM Site No: 12384002 Location Site 2 - A1173, Immingham (N of Queens Rd)
 Tue 06-Jun-23 to Mon 12-Jun-23 Channel: Northwestbound

TIME PERIOD	TOTAL VEHICLES	MOTOR-CYCLES	MOTOR-CYCLES%	CARS	CARS %	LGV	LGV %	HGV	HGV %	BUS	BUS %
24H,0-24	2019	35	1.7	1633	80.9	261	12.9	86	4.3	4	0.2
Sun 11-Jun-23											
00:00	18	0	0.0	15	83.3	1	5.6	2	11.1	0	0.0
01:00	9	0	0.0	8	88.9	0	0.0	1	11.1	0	0.0
02:00	6	0	0.0	6	100.0	0	0.0	0	0.0	0	0.0
03:00	17	0	0.0	14	82.4	1	5.9	2	11.8	0	0.0
04:00	14	0	0.0	10	71.4	1	7.1	3	21.4	0	0.0
05:00	58	2	3.5	54	93.1	0	0.0	2	3.5	0	0.0
06:00	78	3	3.9	61	78.2	11	14.1	3	3.9	0	0.0
07:00	52	0	0.0	38	73.1	7	13.5	7	13.5	0	0.0
08:00	46	2	4.4	36	78.3	5	10.9	3	6.5	0	0.0
09:00	69	3	4.4	53	76.8	8	11.6	5	7.3	0	0.0
10:00	103	1	1.0	80	77.7	18	17.5	4	3.9	0	0.0
11:00	92	1	1.1	76	82.6	10	10.9	5	5.4	0	0.0
12:00	155	5	3.2	128	82.6	18	11.6	4	2.6	0	0.0
13:00	138	2	1.5	123	89.1	6	4.4	7	5.1	0	0.0
14:00	132	6	4.6	107	81.1	13	9.9	6	4.6	0	0.0
15:00	95	3	3.2	75	79.0	12	12.6	5	5.3	0	0.0
16:00	87	1	1.2	85	97.7	0	0.0	1	1.2	0	0.0
17:00	94	3	3.2	83	88.3	7	7.5	1	1.1	0	0.0
18:00	117	4	3.4	104	88.9	8	6.8	1	0.9	0	0.0
19:00	71	2	2.8	64	90.1	5	7.0	0	0.0	0	0.0
20:00	43	1	2.3	35	81.4	6	14.0	1	2.3	0	0.0
21:00	28	0	0.0	24	85.7	2	7.1	2	7.1	0	0.0
22:00	18	0	0.0	18	100.0	0	0.0	0	0.0	0	0.0
23:00	13	1	7.7	10	76.9	1	7.7	1	7.7	0	0.0
12H,7-19	1180	31	2.6	988	83.7	112	9.5	49	4.2	0	0.0
16H,6-22	1400	37	2.6	1172	83.7	136	9.7	55	3.9	0	0.0
18H,6-24	1431	38	2.7	1200	83.9	137	9.6	56	3.9	0	0.0
24H,0-24	1553	40	2.6	1307	84.2	140	9.0	66	4.3	0	0.0
Mon 12-Jun-23											
00:00	6	0	0.0	5	83.3	0	0.0	1	16.7	0	0.0
01:00	11	0	0.0	8	72.7	2	18.2	1	9.1	0	0.0
02:00	16	0	0.0	8	50.0	6	37.5	2	12.5	0	0.0
03:00	38	0	0.0	25	65.8	8	21.1	5	13.2	0	0.0
04:00	82	1	1.2	44	53.7	31	37.8	6	7.3	0	0.0

TIME PERIOD	TOTAL VEHICLES	MOTOR-CYCLES	MOTOR-CYCLES%	CARS	CARS %	LGV	LGV %	HGV	HGV %	BUS	BUS %
05:00	192	1	0.5	134	69.8	39	20.3	17	8.9	1	0.5
06:00	330	7	2.1	240	72.7	53	16.1	30	9.1	0	0.0
07:00	378	3	0.8	311	82.3	45	11.9	16	4.2	3	0.8
08:00	306	1	0.3	206	67.3	68	22.2	29	9.5	2	0.7
09:00	244	0	0.0	161	66.0	49	20.1	32	13.1	2	0.8
10:00	235	3	1.3	151	64.3	56	23.8	25	10.6	0	0.0
11:00	232	0	0.0	147	63.4	37	16.0	44	19.0	4	1.7
12:00	320	4	1.3	235	73.4	54	16.9	25	7.8	2	0.6
13:00	288	1	0.4	189	65.6	56	19.4	42	14.6	0	0.0
14:00	265	2	0.8	186	70.2	51	19.3	25	9.4	1	0.4
15:00	263	4	1.5	181	68.8	38	14.5	39	14.8	1	0.4
16:00	359	8	2.2	289	80.5	30	8.4	32	8.9	0	0.0
17:00	306	7	2.3	255	83.3	26	8.5	18	5.9	0	0.0
18:00	168	1	0.6	138	82.1	18	10.7	11	6.6	0	0.0
19:00	93	3	3.2	74	79.6	7	7.5	9	9.7	0	0.0
20:00	65	0	0.0	55	84.6	6	9.2	4	6.2	0	0.0
21:00	34	3	8.8	28	82.4	2	5.9	1	2.9	0	0.0
22:00	34	1	2.9	30	88.2	1	2.9	2	5.9	0	0.0
23:00	15	0	0.0	11	73.3	2	13.3	2	13.3	0	0.0
12H,7-19	3364	34	1.0	2449	72.8	528	15.7	338	10.1	15	0.5
16H,6-22	3886	47	1.2	2846	73.2	596	15.3	382	9.8	15	0.4
18H,6-24	3935	48	1.2	2887	73.4	599	15.2	386	9.8	15	0.4
24H,0-24	4280	50	1.2	3111	72.7	685	16.0	418	9.8	16	0.4
Daily Totals											
Tue 06-Jun-23	4393	44	1.0	3223	73.4	664	15.1	441	10.0	21	0.5
Wed 07-Jun-23	4294	45	1.1	3109	72.4	663	15.4	460	10.7	17	0.4
Thu 08-Jun-23	4274	42	1.0	3125	73.1	681	15.9	412	9.6	14	0.3
Fri 09-Jun-23	4252	50	1.2	3186	74.9	615	14.5	386	9.1	15	0.4
Sat 10-Jun-23	2019	35	1.7	1633	80.9	261	12.9	86	4.3	4	0.2
Sun 11-Jun-23	1553	40	2.6	1307	84.2	140	9.0	66	4.3	0	0.0
Mon 12-Jun-23	4280	50	1.2	3111	72.7	685	16.0	418	9.8	16	0.4
Total Vehicles											
[--]	25065	306	1.4	18694	75.9	3709	14.1	2269	8.3	87	0.3

Daily Totals



12384 IMMINGHAM Site No: 12384002 Location Site 2 - A1173, Immingham (N of Queens Rd)
 Tue 06-Jun-23 to Mon 12-Jun-23 Channel: Northwestbound

Time Period	Total Vehicles	85%ile Speed	Mean Speed	Stand Dev.	<6Mph	6-<11	11-<16	16-<21	21-<26	26-<31	31-<36	36-<41	41-<46	46-<51	51-<56	=>56
-------------	----------------	--------------	------------	------------	-------	-------	--------	--------	--------	--------	--------	--------	--------	--------	--------	------

Tue 06-Jun-23																
00:00	11	40.3	37.1	7.2	0	0	0	0	0	2	3	4	1	0	1	0
01:00	18	44	36.8	6.8	0	0	0	0	0	4	5	4	3	2	0	0
02:00	13	44.2	37	8.4	0	0	0	0	2	2	0	4	4	1	0	0
03:00	35	42.9	35.4	6.9	0	0	0	0	0	12	9	6	6	1	1	0
04:00	79	37.4	32.6	4.9	0	0	1	0	0	29	33	13	3	0	0	0
05:00	163	36	32	5.1	0	0	1	1	2	73	61	18	5	1	1	0
06:00	319	35.2	30.3	5.4	0	0	2	5	41	150	87	23	9	1	1	0
07:00	406	34.7	30	4.4	0	0	0	1	51	217	101	31	5	0	0	0
08:00	304	33.9	29.8	3.9	0	0	0	0	28	186	76	11	3	0	0	0
09:00	245	34.8	30.6	4.6	0	0	2	3	11	129	82	13	4	1	0	0
10:00	245	34.6	30.3	4.3	0	0	0	2	14	151	56	18	3	1	0	0
11:00	269	34.8	30.4	4.2	0	0	0	1	20	150	75	21	1	1	0	0
12:00	308	35.5	31.2	4.7	0	0	0	4	14	148	107	23	12	0	0	0
13:00	302	35.1	30.3	5	0	0	0	7	39	129	98	23	6	0	0	0
14:00	286	35.8	31.2	4.8	0	0	1	1	18	138	88	32	7	1	0	0
15:00	306	34.8	30.4	4.1	0	0	0	1	20	179	78	26	2	0	0	0
16:00	384	34.5	29.2	5.9	0	7	9	7	36	199	96	27	2	0	0	1
17:00	291	34.4	29.6	5.5	0	2	7	2	31	151	79	13	3	3	0	0
18:00	154	35.3	31.5	4.5	0	0	0	1	4	75	58	9	7	0	0	0
19:00	80	38.8	32.6	6	0	0	0	0	2	42	15	15	3	2	1	0
20:00	69	39	32.8	6.4	0	0	1	0	2	28	23	7	6	1	1	0
21:00	49	38.6	33.6	5.2	0	0	0	0	2	12	23	8	3	1	0	0
22:00	38	38	32.7	5.1	0	0	0	0	2	13	14	7	2	0	0	0
23:00	19	37.1	33	7.6	0	0	0	0	1	8	6	3	0	0	0	1
12H,7-19	3500	34.9	30.3	4.8	0	9	19	30	286	1852	994	247	55	7	0	1
16H,6-22	4017	35.1	30.4	4.9	0	9	22	35	333	2084	1142	300	76	12	3	1
18H,6-24	4074	35.1	30.4	4.9	0	9	22	35	336	2105	1162	310	78	12	3	2
24H,0-24	4393	35.3	30.6	5.1	0	9	24	36	340	2227	1273	359	100	17	6	2

Wed 07-Jun-23																
00:00	19	50.1	37.7	10.1	0	0	0	0	1	5	4	3	2	1	2	1
01:00	9	-	39.6	6.1	0	0	0	0	0	0	2	5	1	0	1	0
02:00	16	42.8	35.1	7.6	0	0	0	0	2	3	4	3	3	1	0	0
03:00	31	40.5	35.6	6.1	0	0	0	0	1	6	9	11	2	2	0	0
04:00	78	36.9	33.1	4.3	0	0	0	0	0	24	40	10	4	0	0	0
05:00	150	35.9	32.4	5	0	0	0	1	3	57	68	15	3	1	2	0
06:00	332	35.4	31.2	5	0	0	1	1	19	163	111	25	7	4	1	0
07:00	400	35.6	30.8	5.2	0	0	0	8	35	187	120	39	8	2	0	1
08:00	299	35	30.6	4.9	0	1	0	2	27	142	102	18	5	1	1	0

12384 IMMINGHAM Site No: 12384002 Location Site 2 - A1173, Immingham (N of Queens Rd)
 Tue 06-Jun-23 to Mon 12-Jun-23 Channel: Northwestbound

Time Period	Total Vehicles	85%ile Speed	Mean Speed	Stand Dev.	<6Mph	6-<11	11-<16	16-<21	21-<26	26-<31	31-<36	36-<41	41-<46	46-<51	51-<56	=>56
09:00	235	35.2	30.8	4.5	0	0	0	2	15	122	71	20	5	0	0	0
10:00	243	34.8	30.5	4.2	0	0	0	1	14	141	66	17	4	0	0	0
11:00	229	35.2	30.2	4.9	0	0	1	6	17	124	55	22	4	0	0	0
12:00	323	35	30.6	4.5	0	0	0	0	27	172	94	24	3	3	0	0
13:00	273	34.9	30.5	4.4	0	1	0	0	22	141	87	19	2	1	0	0
14:00	270	34.7	30.2	4.8	0	0	0	3	27	143	76	15	5	0	0	1
15:00	276	35.1	30.5	4.6	0	0	0	1	24	153	68	25	4	1	0	0
16:00	369	34.5	29.9	4.9	0	0	2	10	36	196	98	19	6	2	0	0
17:00	311	35	30.3	5.2	0	0	1	8	29	152	93	17	9	1	1	0
18:00	158	38.8	32.6	5.8	0	0	0	1	5	72	42	25	9	3	1	0
19:00	96	36.8	32.4	5.7	0	0	0	0	3	44	33	7	6	2	1	0
20:00	78	37.8	32.6	5.7	0	0	0	1	1	34	25	13	1	2	1	0
21:00	41	40.2	33.9	5.9	0	0	0	0	0	15	16	4	4	2	0	0
22:00	39	40	33.9	6.5	0	0	0	1	0	13	13	7	4	0	1	0
23:00	19	39.9	35.3	4.7	0	0	0	0	0	3	8	6	2	0	0	0
12H,7-19	3386	35.1	30.5	4.9	0	2	4	42	278	1745	972	260	64	14	3	2
16H,6-22	3933	35.3	30.7	4.9	0	2	5	44	301	2001	1157	309	82	24	6	2
18H,6-24	3991	35.3	30.8	5	0	2	5	45	301	2017	1178	322	88	24	7	2
24H,0-24	4294	35.5	31	5.1	0	2	5	46	308	2112	1305	369	103	29	12	3
Thu 08-Jun-23																
00:00	12	50.3	37.3	9.4	0	0	0	0	0	4	3	1	2	0	2	0
01:00	13	49.9	37.3	8.1	0	0	0	0	0	2	5	4	0	0	2	0
02:00	18	45.5	37.7	7.5	0	0	0	0	0	3	6	4	2	2	1	0
03:00	35	44.8	37.1	6.8	0	0	0	0	0	7	11	6	7	4	0	0
04:00	75	38.2	33.3	5.9	0	0	0	0	2	26	30	12	2	2	0	1
05:00	145	38.2	32.7	5.8	0	0	1	2	7	43	59	24	8	0	0	1
06:00	327	37.3	31.5	5.5	0	0	1	5	20	156	83	47	11	4	0	0
07:00	415	35.3	30.7	4.7	0	0	0	5	34	205	125	39	5	2	0	0
08:00	299	34.3	30.3	3.9	0	0	0	0	20	173	91	12	2	1	0	0
09:00	252	35.4	30.7	4.9	0	1	0	0	22	129	70	22	8	0	0	0
10:00	232	34.8	30.5	4.5	0	0	0	0	15	138	57	15	6	1	0	0
11:00	268	34.8	31	4	0	0	0	0	8	139	105	10	5	1	0	0
12:00	302	35.9	31.2	5.3	0	0	0	3	22	148	85	28	12	4	0	0
13:00	268	35	30.7	4.1	0	0	0	0	16	143	85	22	1	1	0	0
14:00	256	35.7	32	4.9	0	0	0	2	8	103	110	23	6	2	2	0
15:00	298	35	30.5	4.6	0	0	0	1	32	145	94	20	4	2	0	0
16:00	350	34.6	30.2	4.5	0	0	2	2	22	206	91	21	3	3	0	0
17:00	260	35.7	30.9	5.1	0	0	1	5	15	129	75	27	7	1	0	0
18:00	184	35.5	31.2	4.9	0	0	0	1	12	90	59	15	5	2	0	0

12384 IMMINGHAM Site No: 12384002 Location Site 2 - A1173, Immingham (N of Queens Rd)
 Tue 06-Jun-23 to Mon 12-Jun-23 Channel: Northwestbound

Time Period	Total Vehicles	85%ile Speed	Mean Speed	Stand Dev.	<6Mph	6-<11	11-<16	16-<21	21-<26	26-<31	31-<36	36-<41	41-<46	46-<51	51-<56	=>56
19:00	94	39	33.2	6	0	0	0	0	1	39	34	9	8	2	0	1
20:00	58	38.1	33	5.1	0	0	0	0	1	22	22	9	3	1	0	0
21:00	44	35.9	32.5	5	0	0	0	0	0	20	17	4	2	1	0	0
22:00	44	42.4	34.2	6.8	0	0	0	0	1	17	13	4	7	1	1	0
23:00	25	42.9	35.9	8	0	0	0	0	3	4	5	8	2	2	1	0
12H,7-19	3384	35.2	30.8	4.6	0	1	3	19	226	1748	1047	254	64	20	2	0
16H,6-22	3907	35.4	31	4.8	0	1	4	24	248	1985	1203	323	88	28	2	1
18H,6-24	3976	35.5	31	4.9	0	1	4	24	252	2006	1221	335	97	31	4	1
24H,0-24	4274	35.7	31.2	5.1	0	1	5	26	261	2091	1335	386	118	39	9	3
Fri 09-Jun-23																
00:00	23	43.6	37.2	7.7	0	0	0	0	0	5	6	7	2	2	0	1
01:00	12	42.2	36.4	6	0	0	0	0	0	3	2	4	3	0	0	0
02:00	9	-	34.1	4.2	0	0	0	0	0	2	4	3	0	0	0	0
03:00	27	42.8	36.3	6.3	0	0	0	0	1	3	11	6	4	2	0	0
04:00	69	38.3	33	5.4	0	0	0	0	4	21	28	11	4	1	0	0
05:00	150	39.3	33.1	6.4	0	0	1	1	7	52	51	23	11	2	1	1
06:00	308	35.6	30.2	5.7	0	0	2	11	45	124	87	31	6	2	0	0
07:00	352	35.6	31.1	5.8	0	4	6	1	13	159	127	29	10	2	0	1
08:00	288	34.7	30.4	4.4	0	0	0	4	21	153	89	16	4	1	0	0
09:00	222	35.6	31.3	4.3	0	0	0	0	6	121	66	24	5	0	0	0
10:00	253	35.9	31.5	4.3	0	0	0	0	12	116	89	33	3	0	0	0
11:00	238	35.1	30.9	4.6	0	0	0	0	14	127	74	17	2	4	0	0
12:00	335	35.5	30.3	5.5	0	0	1	12	43	141	98	32	5	3	0	0
13:00	314	34.7	30.4	4.3	0	0	0	1	20	183	84	20	5	0	1	0
14:00	294	34.6	30.4	4	0	0	1	2	12	166	95	16	2	0	0	0
15:00	280	35.9	32	4.6	0	0	0	1	7	118	114	33	4	2	1	0
16:00	288	35.3	30.6	5	0	0	0	5	22	153	74	26	7	0	1	0
17:00	286	35.5	31.2	4.5	0	0	0	2	11	145	95	26	5	2	0	0
18:00	248	37.5	32.5	5.1	0	0	0	0	6	104	92	28	16	1	1	0
19:00	96	38.4	32.1	6	0	0	1	0	5	44	24	15	6	0	1	0
20:00	65	39	33.5	5.2	0	0	0	0	1	22	24	13	4	1	0	0
21:00	36	41.1	34.1	6.6	0	0	0	0	2	11	12	5	4	2	0	0
22:00	40	43.5	35.5	7.9	0	0	0	0	0	15	10	6	5	2	1	1
23:00	19	43.1	35.9	6.3	0	0	0	0	0	4	8	2	4	1	0	0
12H,7-19	3398	35.4	31	4.8	0	4	8	28	187	1686	1097	300	68	15	4	1
16H,6-22	3903	35.6	31	5	0	4	11	39	240	1887	1244	364	88	20	5	1
18H,6-24	3962	35.6	31.1	5	0	4	11	39	240	1906	1262	372	97	23	6	2
24H,0-24	4252	35.8	31.3	5.2	0	4	12	40	252	1992	1364	426	121	30	7	4

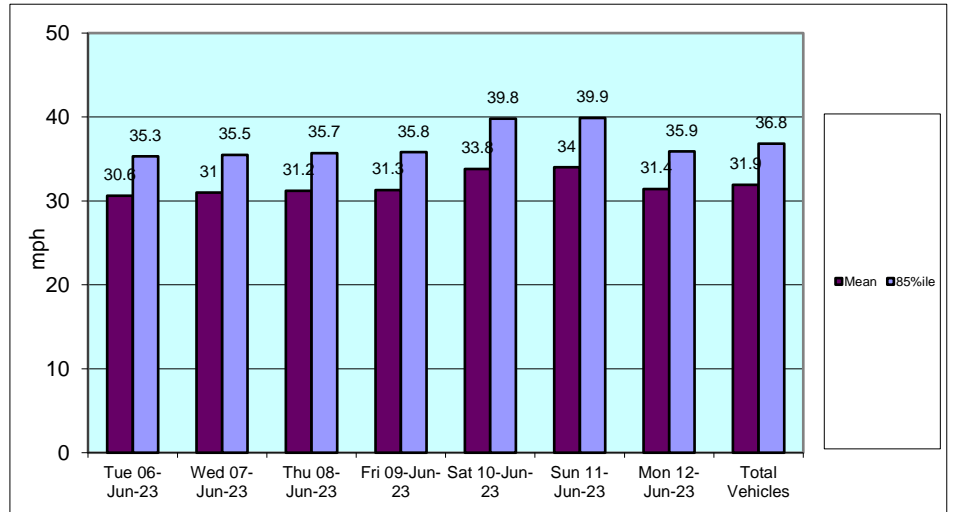
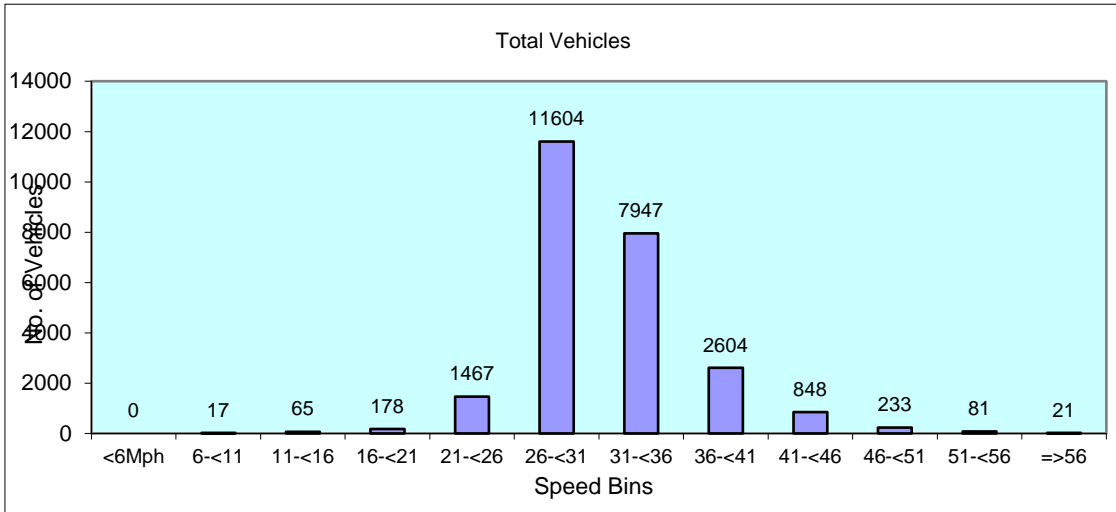
Sat 10-Jun-23

12384 IMMINGHAM Site No: 12384002 Location Site 2 - A1173, Immingham (N of Queens Rd)
 Tue 06-Jun-23 to Mon 12-Jun-23 Channel: Northwestbound


Time Period	Total Vehicles	85%ile Speed	Mean Speed	Stand Dev.	<6Mph	6-<11	11-<16	16-<21	21-<26	26-<31	31-<36	36-<41	41-<46	46-<51	51-<56	=>56
00:00	14	35.5	32.1	5.1	0	0	0	0	1	5	6	1	1	0	0	0
01:00	12	43.8	38.5	5.8	0	0	0	0	0	1	3	4	3	1	0	0
02:00	11	35.6	33	3.8	0	0	0	0	0	3	6	2	0	0	0	0
03:00	20	47.3	37.8	8.7	0	0	0	0	0	6	4	3	3	2	2	0
04:00	17	38.4	34.1	5.5	0	0	0	0	0	5	7	4	0	1	0	0
05:00	85	40.4	34.6	7.3	0	0	1	1	0	26	28	18	4	3	4	0
06:00	101	41.7	34.5	6.4	0	0	0	1	0	30	41	12	10	6	1	0
07:00	114	38.9	33.5	5.6	0	0	0	0	2	39	42	23	5	1	2	0
08:00	110	39.8	34.3	5.6	0	0	0	0	2	28	47	21	7	5	0	0
09:00	160	39.1	33.2	5.2	0	0	0	0	3	62	49	35	10	1	0	0
10:00	171	35.5	30.9	4.6	0	0	0	0	13	91	45	17	5	0	0	0
11:00	159	37.6	32.7	5.4	0	0	0	0	6	61	61	21	8	0	1	1
12:00	160	38.1	33.8	5.6	0	0	0	0	1	46	79	23	4	3	3	1
13:00	143	40.9	34.4	6.4	0	0	0	1	0	54	35	32	16	2	3	0
14:00	119	39.2	33.5	5.6	0	0	0	0	0	46	42	20	9	1	0	1
15:00	115	38.4	33.5	5.3	0	0	0	0	0	40	51	13	7	4	0	0
16:00	107	38.2	32.4	5.3	0	0	0	1	2	49	32	15	7	1	0	0
17:00	100	41.8	34.8	6	0	0	0	0	0	35	24	23	16	2	0	0
18:00	105	39.7	33.8	6.1	0	0	0	2	4	26	42	20	9	0	2	0
19:00	57	43	36.3	7.5	0	0	0	0	0	16	15	15	5	1	5	0
20:00	42	41.9	34.6	6.5	0	0	0	0	4	7	16	7	7	1	0	0
21:00	37	42.6	35.9	7.4	0	0	0	0	0	12	8	10	3	2	2	0
22:00	33	44.9	38	8.6	0	0	0	0	0	7	10	5	6	2	1	2
23:00	27	45.1	36.6	8	0	0	0	0	1	5	10	4	3	2	2	0
12H,7-19	1563	39.1	33.3	5.6	0	0	0	4	33	577	549	263	103	20	11	3
16H,6-22	1800	39.5	33.5	5.8	0	0	0	5	37	642	629	307	128	30	19	3
18H,6-24	1860	39.7	33.7	6	0	0	0	5	38	654	649	316	137	34	22	5
24H,0-24	2019	39.8	33.8	6.1	0	0	1	6	39	700	703	348	148	41	28	5
Sun 11-Jun-23																
00:00	18	45.5	36.8	8	0	0	0	0	0	5	5	3	2	2	1	0
01:00	9	-	39.1	5.4	0	0	0	0	0	0	3	3	2	1	0	0
02:00	6	-	36.8	4.3	0	0	0	0	0	1	0	5	0	0	0	0
03:00	17	40.4	37.3	4.7	0	0	0	0	0	1	5	9	1	1	0	0
04:00	14	45.3	39.2	6.3	0	0	0	0	0	1	4	3	4	2	0	0
05:00	58	39.8	34	6.3	0	0	1	0	0	18	20	13	4	1	1	0
06:00	78	40.1	34.2	6.4	0	0	1	1	0	25	19	24	5	3	0	0
07:00	52	40.7	35.1	6.7	0	0	1	0	1	8	23	11	5	2	1	0
08:00	46	40.2	35	6.3	0	0	1	0	0	9	16	15	4	0	1	0
09:00	69	37.6	32.8	4.9	0	0	0	0	1	26	28	10	3	1	0	0

Time Period	Total Vehicles	85%ile Speed	Mean Speed	Stand Dev.	<6Mph	6-<11	11-<16	16-<21	21-<26	26-<31	31-<36	36-<41	41-<46	46-<51	51-<56	=>56
10:00	103	36.7	32.5	4.6	0	0	0	0	3	37	45	15	2	1	0	0
11:00	92	38.4	32.6	5.5	0	0	0	1	3	37	31	12	7	1	0	0
12:00	155	38.7	33.2	5.8	0	1	0	1	0	57	59	25	7	4	1	0
13:00	138	40	34.2	5.4	0	0	0	1	0	38	60	22	14	3	0	0
14:00	132	39.6	34.1	5.5	0	0	0	0	2	37	56	23	10	3	1	0
15:00	95	36.5	32.7	4.6	0	0	0	0	0	37	42	12	2	2	0	0
16:00	87	39.2	33.8	5.7	0	0	0	0	0	30	34	15	4	3	1	0
17:00	94	39.2	33.9	5.4	0	0	0	1	0	27	38	21	5	1	1	0
18:00	117	39.7	33.8	6.1	0	0	1	1	0	38	44	20	10	1	2	0
19:00	71	42.3	35.2	6.5	0	0	0	0	1	21	21	15	7	6	0	0
20:00	43	40.6	34.4	6.4	0	0	1	0	0	12	13	11	5	1	0	0
21:00	28	41.5	35.5	6	0	0	0	0	0	6	12	5	3	2	0	0
22:00	18	43.3	36.8	6.3	0	0	0	0	0	4	4	5	4	1	0	0
23:00	13	43.8	40	8.1	0	0	0	0	0	1	4	2	4	1	0	1
12H,7-19	1180	39.1	33.6	5.6	0	1	3	5	10	381	476	201	73	22	8	0
16H,6-22	1400	39.5	33.7	5.7	0	1	5	6	11	445	541	256	93	34	8	0
18H,6-24	1431	39.7	33.8	5.8	0	1	5	6	11	450	549	263	101	36	8	1
24H,0-24	1553	39.9	34	5.9	0	1	6	6	11	476	586	299	114	43	10	1
Mon 12-Jun-23																
00:00	6	-	32.7	6	0	0	0	0	0	3	2	0	1	0	0	0
01:00	11	45.6	40.8	5.8	0	0	0	0	0	0	3	2	4	2	0	0
02:00	16	43.8	35.7	8.7	0	0	0	0	2	3	4	3	2	1	1	0
03:00	38	44.2	36.7	7	0	0	0	0	2	6	11	7	9	3	0	0
04:00	82	38.9	33.6	5.6	0	0	0	0	1	28	32	14	6	0	0	1
05:00	192	38.6	33.2	5.4	0	0	0	0	1	76	73	24	14	2	2	0
06:00	330	37.8	32.4	5.1	0	0	1	1	6	145	109	50	16	1	1	0
07:00	378	35.6	31.3	4.7	0	0	0	0	25	181	126	33	11	1	1	0
08:00	306	34.9	30.4	4.7	0	0	0	0	41	139	102	16	6	2	0	0
09:00	244	35	30.8	4.6	0	0	1	0	9	144	66	19	4	0	0	1
10:00	235	36.2	31.8	4.8	0	0	0	0	10	107	81	29	5	3	0	0
11:00	232	35.2	31	4.7	0	0	0	0	17	118	73	15	8	1	0	0
12:00	320	35	30.8	4.5	0	0	0	3	16	169	104	21	4	3	0	0
13:00	288	35.9	31.3	5	0	0	0	0	22	135	89	34	5	1	2	0
14:00	265	35.5	31.2	4.6	0	0	0	1	16	125	92	26	3	2	0	0
15:00	263	35.3	30.6	4.6	0	0	0	0	26	134	74	23	5	1	0	0
16:00	359	34.9	29.8	5.6	0	0	8	8	38	182	89	25	5	4	0	0
17:00	306	35.4	30.9	4.7	0	0	2	3	15	155	97	27	7	0	0	0
18:00	168	35.8	32.5	4.9	0	0	0	0	3	67	75	12	8	2	1	0
19:00	93	38.7	33	5.4	0	0	0	0	2	38	31	14	6	2	0	0

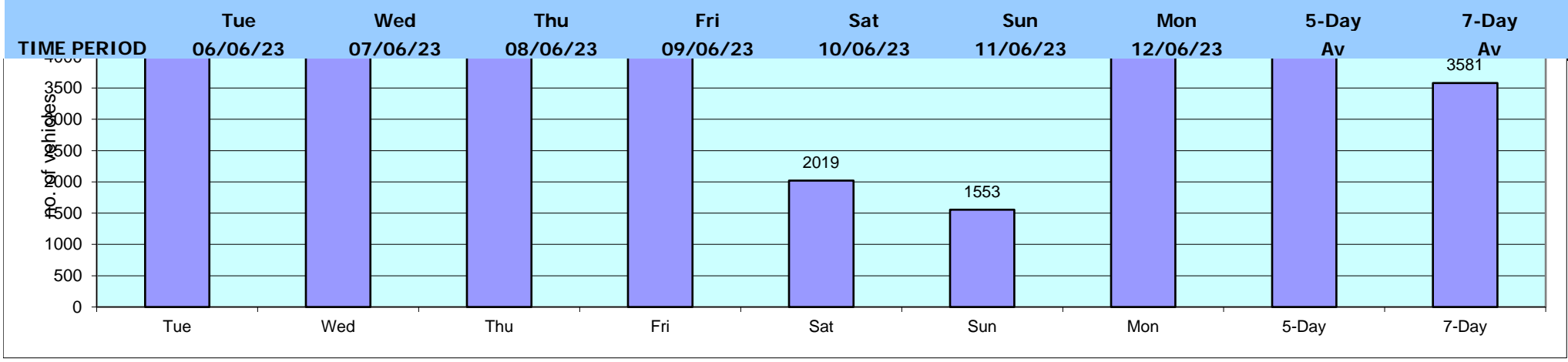
Time Period	Total Vehicles	85%ile Speed	Mean Speed	Stand Dev.	<6Mph	6-<11	11-<16	16-<21	21-<26	26-<31	31-<36	36-<41	41-<46	46-<51	51-<56	=>56
20:00	65	40.9	33.9	5.9	0	0	0	0	0	25	22	8	9	0	1	0
21:00	34	40.3	33.2	6.9	0	0	0	1	1	13	10	4	3	2	0	0
22:00	34	39.6	33.2	6.2	0	0	0	1	2	10	9	9	3	0	0	0
23:00	15	39.1	35.2	8.7	0	0	0	0	1	3	7	2	0	1	0	1
12H,7-19	3364	35.4	30.9	4.8	0	0	11	15	238	1656	1068	280	71	20	4	1
16H,6-22	3886	35.6	31.2	5	0	0	12	17	247	1877	1240	356	105	25	6	1
18H,6-24	3935	35.7	31.2	5	0	0	12	18	250	1890	1256	367	108	26	6	2
24H,0-24	4280	35.9	31.4	5.1	0	0	12	18	256	2006	1381	417	144	34	9	3
Daily Totals																
Tue 06-Jun-23	4393	35.3	30.6	5.1	0	9	24	36	340	2227	1273	359	100	17	6	2
Wed 07-Jun-23	4294	35.5	31	5.1	0	2	5	46	308	2112	1305	369	103	29	12	3
Thu 08-Jun-23	4274	35.7	31.2	5.1	0	1	5	26	261	2091	1335	386	118	39	9	3
Fri 09-Jun-23	4252	35.8	31.3	5.2	0	4	12	40	252	1992	1364	426	121	30	7	4
Sat 10-Jun-23	2019	39.8	33.8	6.1	0	0	1	6	39	700	703	348	148	41	28	5
Sun 11-Jun-23	1553	39.9	34	5.9	0	1	6	6	11	476	586	299	114	43	10	1
Mon 12-Jun-23	4280	35.9	31.4	5.1	0	0	12	18	256	2006	1381	417	144	34	9	3
Total Vehicles																
[--]	25065	36.8	31.9	5.4	0	17	65	178	1467	11604	7947	2604	848	233	81	21



TIME PERIOD	Tue 06/06/23	Wed 07/06/23	Thu 08/06/23	Fri 09/06/23	Sat 10/06/23	Sun 11/06/23	Mon 12/06/23	5-Day Av	7-Day Av
Week Begin: 06-Jun-23									
00:00	11	19	12	23	14	18	6	14	15
01:00	18	9	13	12	12	9	11	13	12
02:00	13	16	18	9	11	6	16	14	13
03:00	35	31	35	27	20	17	38	33	29
04:00	79	78	75	69	17	14	82	77	59
05:00	163	150	145	150	85	58	192	160	135
06:00	319	332	327	308	101	78	330	323	256
07:00	406	400	415	352	114	52	378	390	302
08:00	304	299	299	288	110	46	306	299	236
09:00	245	235	252	222	160	69	244	240	204
10:00	245	243	232	253	171	103	235	242	212
11:00	269	229	268	238	159	92	232	247	212
12:00	308	323	302	335	160	155	320	318	272
13:00	302	273	268	314	143	138	288	289	247
14:00	286	270	256	294	119	132	265	274	232
15:00	306	276	298	280	115	95	263	285	233
16:00	384	369	350	288	107	87	359	350	278
17:00	291	311	260	286	100	94	306	291	235
18:00	154	158	184	248	105	117	168	182	162
19:00	80	96	94	96	57	71	93	92	84
20:00	69	78	58	65	42	43	65	67	60
21:00	49	41	44	36	37	28	34	41	38
22:00	38	39	44	40	33	18	34	39	35
23:00	19	19	25	19	27	13	15	19	20
12H,7-19	3500	3386	3384	3398	1563	1180	3364	3406	2825
16H,6-22	4017	3933	3907	3903	1800	1400	3886	3929	3264
18H,6-24	4074	3991	3976	3962	1860	1431	3935	3988	3318
24H,0-24	4393	4294	4274	4252	2019	1553	4280	4299	3581
Am	07:00	07:00	07:00	07:00	10:00	10:00	07:00		
Peak	406	400	415	352	171	103	378		
Pm	16:00	16:00	16:00	12:00	12:00	12:00	16:00		
Peak	384	369	350	335	160	155	359		



12384 IMMINGHAM Site No: 12384002 Location Site 2 - A1173, Immingham (N of Queens Rd)
 Channel: Northwestbound



12384 IMMINGHAM Site No: 12384002 Location Site 2 - A1173, Immingham (N of Queens Rd)
 Tue 06-Jun-23 to Mon 12-Jun-23 Channel: Southeastbound

TIME PERIOD	TOTAL VEHICLES	MOTOR-CYCLES	CARS OR CAR-BASED LGV	LIGHT GOODS VEHICLES	BUSES	TWO AXLE, SIX TYRE, RIGID/BUSES	THREE AXLE RIGID	FOUR OR MORE AXLE RIGID	FOUR OR LESS AXLE ARTIC	FIVE AXLE ARTIC	SIX OR MORE AXLE ARTIC	FIVE OR LESS AXLE MULTI-TRAILER ARTIC	SIX AXLE MULTI-TRAILER ARTIC	SEVEN OR MORE AXLE ARTIC
-------------	----------------	--------------	-----------------------	----------------------	-------	---------------------------------	------------------	-------------------------	-------------------------	-----------------	------------------------	---------------------------------------	------------------------------	--------------------------

Tue 06-Jun-23														
00:00	19	1	14	2	0	0	0	0	0	0	1	1	0	0
01:00	15	0	13	1	0	0	1	0	0	0	0	0	0	0
02:00	15	0	12	1	0	0	0	0	0	0	2	0	0	0
03:00	22	1	18	1	0	0	0	0	0	0	2	0	0	0
04:00	39	0	32	2	2	0	0	0	0	0	3	0	0	0
05:00	150	4	130	7	0	0	4	0	0	1	4	0	0	0
06:00	215	3	177	19	2	0	1	0	0	0	5	8	0	0
07:00	342	4	291	30	0	0	5	0	2	0	6	4	0	0
08:00	311	2	254	35	0	0	5	0	6	0	4	5	0	0
09:00	294	0	230	47	1	0	3	0	2	0	3	8	0	0
10:00	247	1	187	42	0	2	3	1	2	1	5	3	0	0
11:00	261	0	188	52	0	1	5	0	3	2	6	4	0	0
12:00	317	2	248	47	0	0	2	0	7	0	3	8	0	0
13:00	287	3	213	44	1	0	2	0	6	0	11	7	0	0
14:00	348	1	288	44	1	2	1	1	6	0	2	2	0	0
15:00	363	0	298	45	1	0	4	1	5	1	5	3	0	0
16:00	470	3	405	44	3	0	3	0	1	0	5	6	0	0
17:00	429	8	380	25	1	1	5	0	1	0	3	5	0	0
18:00	242	2	210	17	1	0	6	0	2	0	2	2	0	0
19:00	110	1	92	12	0	0	3	0	0	0	1	1	0	0
20:00	61	0	53	5	0	0	1	0	0	0	2	0	0	0
21:00	44	0	34	7	0	0	0	0	0	0	2	1	0	0
22:00	41	2	37	2	0	0	0	0	0	0	0	0	0	0
23:00	38	0	34	2	0	1	0	0	0	0	0	1	0	0
12H,7-19	3911	26	3192	472	9	6	44	3	43	4	55	57	0	0
16H,6-22	4341	30	3548	515	11	6	49	3	43	4	65	67	0	0
18H,6-24	4420	32	3619	519	11	7	49	3	43	4	65	68	0	0
24H,0-24	4680	38	3838	533	13	7	54	3	43	5	77	69	0	0

Wed 07-Jun-23														
00:00	16	0	10	5	0	0	0	0	0	0	1	0	0	0
01:00	10	0	8	2	0	0	0	0	0	0	0	0	0	0
02:00	8	0	8	0	0	0	0	0	0	0	0	0	0	0
03:00	12	1	6	3	0	0	0	0	0	0	1	1	0	0
04:00	52	0	43	1	3	0	0	0	1	0	3	1	0	0
05:00	133	5	116	5	0	1	0	0	1	0	3	2	0	0

12384 IMMINGHAM Site No: 12384002 Location Site 2 - A1173, Immingham (N of Queens Rd)
 Tue 06-Jun-23 to Mon 12-Jun-23 Channel: Southeastbound

TIME PERIOD	TOTAL VEHICLES	MOTOR-CYCLES	CARS OR			TWO AXLE, SIX TYRE, RIGID/BUSES	THREE AXLE RIGID	FOUR OR MORE AXLE RIGID	FOUR OR LESS AXLE ARTIC	FIVE AXLE ARTIC	SIX OR MORE AXLE ARTIC	FIVE OR LESS AXLE MULTI-TRAILER ARTIC	SIX AXLE MULTI-TRAILER ARTIC	SEVEN OR MORE AXLE ARTIC
			CAR-BASED LGV	LIGHT GOODS VEHICLES	BUSES									
06:00	182	5	140	19	3	0	1	1	0	0	9	4	0	0
07:00	362	4	316	29	0	0	4	0	1	1	5	2	0	0
08:00	321	3	275	26	1	1	6	0	1	0	5	3	0	0
09:00	295	1	229	50	0	0	5	0	2	0	6	2	0	0
10:00	260	1	207	36	1	1	1	0	2	0	4	7	0	0
11:00	227	1	174	40	0	1	1	0	2	1	5	2	0	0
12:00	314	0	253	48	1	2	3	0	1	0	4	2	0	0
13:00	291	1	229	42	1	2	5	0	0	0	5	6	0	0
14:00	316	3	241	54	1	0	5	0	3	0	5	4	0	0
15:00	314	1	235	46	3	1	5	0	4	0	12	7	0	0
16:00	490	2	416	52	1	2	1	0	3	0	5	8	0	0
17:00	387	7	326	40	0	2	6	0	1	0	3	2	0	0
18:00	270	3	226	27	1	0	4	0	1	0	7	1	0	0
19:00	150	1	121	16	0	0	3	0	0	0	6	3	0	0
20:00	103	0	92	10	0	0	0	0	0	0	1	0	0	0
21:00	94	1	80	8	0	0	0	0	3	0	0	2	0	0
22:00	68	1	61	4	0	0	0	0	0	0	1	1	0	0
23:00	50	0	44	5	1	0	0	0	0	0	0	0	0	0
12H,7-19	3847	27	3127	490	10	12	46	0	21	2	66	46	0	0
16H,6-22	4376	34	3560	543	13	12	50	1	24	2	82	55	0	0
18H,6-24	4494	35	3665	552	14	12	50	1	24	2	83	56	0	0
24H,0-24	4725	41	3856	568	17	13	50	1	26	2	91	60	0	0
Thu 08-Jun-23														
00:00	56	0	46	7	0	0	1	0	0	0	2	0	0	0
01:00	48	0	39	7	0	1	0	0	0	0	0	1	0	0
02:00	32	0	27	4	0	0	0	0	0	0	1	0	0	0
03:00	63	1	54	3	2	0	0	0	2	0	0	1	0	0
04:00	45	0	31	5	1	0	1	0	0	1	4	2	0	0
05:00	153	3	135	5	0	0	1	0	2	0	5	2	0	0
06:00	187	2	157	16	1	0	1	0	1	0	4	5	0	0
07:00	297	4	254	22	0	1	4	0	2	0	6	4	0	0
08:00	314	2	250	41	3	1	5	1	5	0	4	2	0	0
09:00	253	1	189	45	1	0	6	1	1	0	4	5	0	0
10:00	244	0	189	40	1	1	2	1	5	0	1	4	0	0
11:00	258	1	174	67	1	0	3	0	4	1	5	2	0	0
12:00	319	3	245	52	1	2	3	0	3	1	7	2	0	0

12384 IMMINGHAM Site No: 12384002 Location Site 2 - A1173, Immingham (N of Queens Rd)
 Tue 06-Jun-23 to Mon 12-Jun-23 Channel: Southeastbound

TIME PERIOD	TOTAL VEHICLES	MOTOR-CYCLES	CARS OR			TWO AXLE, SIX TYRE, RIGID/BUSES	THREE AXLE RIGID	FOUR OR MORE AXLE RIGID	FOUR OR LESS AXLE ARTIC	FIVE AXLE ARTIC	SIX OR MORE AXLE ARTIC	FIVE OR LESS AXLE MULTI-TRAILER ARTIC	SIX AXLE MULTI-TRAILER ARTIC	SEVEN OR MORE AXLE ARTIC
			CAR-BASED LGV	LIGHT GOODS VEHICLES	BUSES									
13:00	298	2	223	50	1	1	6	0	3	0	6	6	0	0
14:00	272	0	197	48	0	1	4	1	2	0	8	11	0	0
15:00	375	1	280	68	0	3	3	0	2	1	10	7	0	0
16:00	445	4	383	42	3	1	0	0	3	0	5	4	0	0
17:00	372	8	314	33	0	2	3	0	1	0	7	4	0	0
18:00	242	5	212	17	0	1	0	0	1	0	4	2	0	0
19:00	120	2	95	18	1	0	0	0	0	0	3	1	0	0
20:00	62	0	56	5	0	0	1	0	0	0	0	0	0	0
21:00	59	3	47	5	0	1	1	0	1	0	1	0	0	0
22:00	31	1	26	3	0	0	0	0	0	0	1	0	0	0
23:00	33	0	28	1	0	0	1	0	0	0	2	1	0	0
12H,7-19	3689	31	2910	525	11	14	39	4	32	3	67	53	0	0
16H,6-22	4117	38	3265	569	13	15	42	4	34	3	75	59	0	0
18H,6-24	4181	39	3319	573	13	15	43	4	34	3	78	60	0	0
24H,0-24	4578	43	3651	604	16	16	46	4	38	4	90	66	0	0
Fri 09-Jun-23														
00:00	22	0	19	2	0	0	0	0	0	0	0	1	0	0
01:00	17	0	14	2	0	0	0	0	0	0	0	1	0	0
02:00	10	0	8	0	0	0	0	0	0	0	1	1	0	0
03:00	36	2	28	1	2	0	0	0	0	0	3	0	0	0
04:00	45	0	34	4	0	0	0	0	0	0	5	2	0	0
05:00	120	3	98	9	0	1	0	0	3	0	5	1	0	0
06:00	59	0	47	7	1	0	0	0	0	0	1	3	0	0
07:00	253	3	198	31	1	0	2	1	1	0	7	9	0	0
08:00	298	2	233	48	1	3	3	0	1	0	2	5	0	0
09:00	240	3	176	41	1	3	6	0	4	0	3	3	0	0
10:00	261	0	192	51	0	4	4	0	2	0	6	2	0	0
11:00	266	0	201	50	0	0	5	0	2	0	2	6	0	0
12:00	290	0	219	47	0	3	5	1	1	1	7	6	0	0
13:00	341	2	241	59	3	1	3	0	4	0	15	13	0	0
14:00	304	2	206	64	3	0	4	0	3	1	13	7	1	0
15:00	364	4	285	46	0	1	3	0	3	0	9	13	0	0
16:00	345	1	283	34	2	2	7	0	1	0	6	9	0	0
17:00	338	8	265	52	0	1	2	0	1	0	7	2	0	0
18:00	242	3	202	29	0	0	2	1	0	0	0	5	0	0
19:00	87	1	78	6	0	0	0	0	1	0	0	1	0	0

12384 IMMINGHAM Site No: 12384002 Location Site 2 - A1173, Immingham (N of Queens Rd)
 Tue 06-Jun-23 to Mon 12-Jun-23 Channel: Southeastbound

TIME PERIOD	TOTAL VEHICLES	MOTOR-CYCLES	CARS OR			TWO AXLE, SIX TYRE, RIGID/BUSES	THREE AXLE RIGID	FOUR OR MORE AXLE RIGID	FOUR OR LESS AXLE ARTIC	FIVE AXLE ARTIC	SIX OR MORE AXLE ARTIC	FIVE OR LESS AXLE MULTI-TRAILER ARTIC	SIX AXLE MULTI-TRAILER ARTIC	SEVEN OR MORE AXLE ARTIC
			CAR-BASED LGV	LIGHT GOODS VEHICLES	BUSES									
20:00	87	2	72	8	0	0	1	0	1	0	2	1	0	0
21:00	42	1	32	6	0	0	0	0	0	0	2	1	0	0
22:00	34	1	30	3	0	0	0	0	0	0	0	0	0	0
23:00	25	1	21	2	0	1	0	0	0	0	0	0	0	0
12H,7-19	3542	28	2701	552	11	18	46	3	23	2	77	80	1	0
16H,6-22	3817	32	2930	579	12	18	47	3	25	2	82	86	1	0
18H,6-24	3876	34	2981	584	12	19	47	3	25	2	82	86	1	0
24H,0-24	4126	39	3182	602	14	20	47	3	28	2	96	92	1	0
Sat 10-Jun-23														
00:00	19	0	15	1	0	0	0	0	0	0	1	2	0	0
01:00	11	0	4	5	0	0	0	0	0	0	0	2	0	0
02:00	18	0	14	2	0	0	0	0	0	0	2	0	0	0
03:00	11	0	7	0	3	0	1	0	0	0	0	0	0	0
04:00	21	1	14	3	0	1	0	0	0	0	0	2	0	0
05:00	65	1	51	11	0	0	0	0	0	0	2	0	0	0
06:00	84	2	73	6	0	0	1	0	0	0	2	0	0	0
07:00	100	0	70	24	0	2	0	0	0	0	2	2	0	0
08:00	131	1	95	33	1	0	0	0	0	0	0	1	0	0
09:00	192	1	147	34	0	1	2	0	4	0	2	1	0	0
10:00	170	3	138	24	0	1	1	0	0	0	2	1	0	0
11:00	182	1	145	32	0	0	0	0	0	0	3	1	0	0
12:00	181	3	148	25	1	1	0	0	1	0	1	1	0	0
13:00	155	0	131	18	0	0	0	0	0	0	6	0	0	0
14:00	122	6	95	15	0	0	0	0	0	0	4	2	0	0
15:00	109	3	91	8	0	0	0	0	2	0	4	1	0	0
16:00	109	1	93	12	0	0	1	0	1	0	1	0	0	0
17:00	127	9	104	12	0	0	0	0	0	0	1	1	0	0
18:00	96	1	84	11	0	0	0	0	0	0	0	0	0	0
19:00	51	0	47	1	1	0	0	0	0	0	2	0	0	0
20:00	43	2	38	3	0	0	0	0	0	0	0	0	0	0
21:00	32	1	31	0	0	0	0	0	0	0	0	0	0	0
22:00	26	1	21	2	0	0	0	0	0	0	2	0	0	0
23:00	26	0	21	3	0	1	0	0	0	0	1	0	0	0
12H,7-19	1674	29	1341	248	2	5	4	0	8	0	26	11	0	0
16H,6-22	1884	34	1530	258	3	5	5	0	8	0	30	11	0	0
18H,6-24	1936	35	1572	263	3	6	5	0	8	0	33	11	0	0

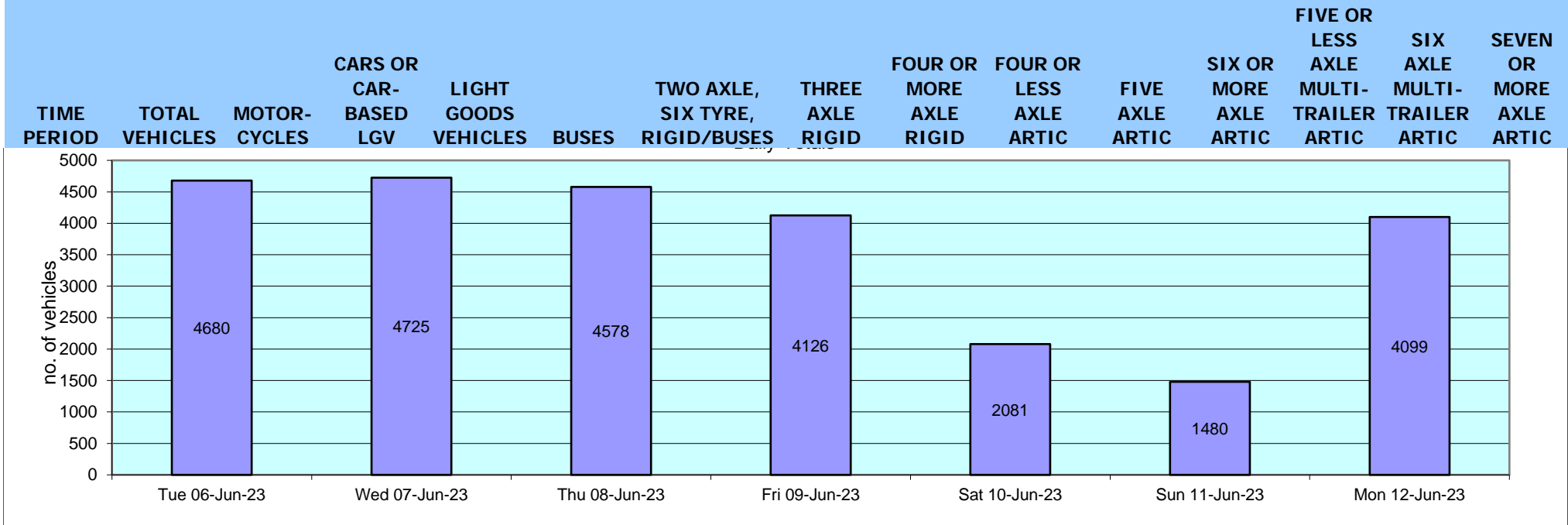
12384 IMMINGHAM Site No: 12384002 Location Site 2 - A1173, Immingham (N of Queens Rd)
 Tue 06-Jun-23 to Mon 12-Jun-23 Channel: Southeastbound

TIME PERIOD	TOTAL VEHICLES	MOTOR-CYCLES	CARS OR CAR-BASED LGV	LIGHT GOODS VEHICLES	BUSES	TWO AXLE, SIX TYRE, RIGID/BUSES	THREE AXLE RIGID	FOUR OR MORE AXLE RIGID	FOUR OR LESS AXLE ARTIC	FIVE AXLE ARTIC	SIX OR MORE AXLE ARTIC	FIVE OR LESS AXLE MULTI-TRAILER ARTIC	SIX AXLE MULTI-TRAILER ARTIC	SEVEN OR MORE AXLE ARTIC
24H,0-24	2081	37	1677	285	6	7	6	0	8	0	38	17	0	0
Sun 11-Jun-23														
00:00	22	0	20	2	0	0	0	0	0	0	0	0	0	0
01:00	9	1	7	0	0	0	0	0	0	0	1	0	0	0
02:00	8	0	8	0	0	0	0	0	0	0	0	0	0	0
03:00	7	0	6	1	0	0	0	0	0	0	0	0	0	0
04:00	6	1	2	2	0	0	0	0	0	0	1	0	0	0
05:00	41	3	33	2	0	0	0	0	0	1	2	0	0	0
06:00	75	3	68	2	0	0	0	0	0	0	1	1	0	0
07:00	31	0	28	2	0	0	0	0	0	0	1	0	0	0
08:00	44	0	35	7	0	0	0	0	1	0	1	0	0	0
09:00	87	2	75	7	0	0	0	0	0	0	3	0	0	0
10:00	100	0	86	8	0	0	3	0	0	0	2	1	0	0
11:00	117	0	97	14	0	0	0	0	0	0	5	1	0	0
12:00	130	3	116	9	0	0	0	0	0	0	2	0	0	0
13:00	144	0	120	19	0	0	0	0	1	0	3	1	0	0
14:00	110	1	98	8	0	0	0	0	0	0	3	0	0	0
15:00	106	1	91	7	0	0	2	0	0	0	4	1	0	0
16:00	85	0	82	2	0	0	0	0	0	0	1	0	0	0
17:00	107	2	90	12	0	0	0	0	0	0	1	2	0	0
18:00	99	1	89	7	0	0	1	0	0	0	1	0	0	0
19:00	60	0	57	3	0	0	0	0	0	0	0	0	0	0
20:00	30	0	25	4	0	1	0	0	0	0	0	0	0	0
21:00	30	2	25	1	0	0	0	0	0	0	1	1	0	0
22:00	17	0	16	1	0	0	0	0	0	0	0	0	0	0
23:00	15	0	13	1	0	1	0	0	0	0	0	0	0	0
12H,7-19	1160	10	1007	102	0	0	6	0	2	0	27	6	0	0
16H,6-22	1355	15	1182	112	0	1	6	0	2	0	29	8	0	0
18H,6-24	1387	15	1211	114	0	2	6	0	2	0	29	8	0	0
24H,0-24	1480	20	1287	121	0	2	6	0	2	1	33	8	0	0
Mon 12-Jun-23														
00:00	7	0	5	2	0	0	0	0	0	0	0	0	0	0
01:00	8	1	6	0	0	0	0	0	0	0	1	0	0	0
02:00	10	1	8	0	0	0	0	0	0	0	1	0	0	0
03:00	26	0	25	0	0	0	0	0	0	0	0	1	0	0
04:00	39	0	36	1	0	0	0	0	1	0	1	0	0	0

TIME PERIOD	TOTAL VEHICLES	MOTOR-CYCLES	CARS OR CAR-BASED LGV	LIGHT GOODS VEHICLES	BUSES	TWO AXLE, SIX TYRE, RIGID/BUSES	THREE AXLE RIGID	FOUR OR MORE AXLE RIGID	FOUR OR LESS AXLE ARTIC	FIVE AXLE ARTIC	SIX OR MORE AXLE ARTIC	FIVE OR LESS AXLE MULTI-TRAILER ARTIC	SIX AXLE MULTI-TRAILER ARTIC	SEVEN OR MORE AXLE ARTIC
05:00	148	2	117	7	0	0	0	0	3	0	16	3	0	0
06:00	185	7	148	14	0	1	1	0	0	1	3	10	0	0
07:00	299	1	251	32	1	1	3	0	0	0	3	7	0	0
08:00	281	1	218	44	1	0	0	0	1	1	10	5	0	0
09:00	230	3	140	61	0	1	4	0	5	1	10	5	0	0
10:00	240	2	144	56	1	2	4	0	5	1	18	7	0	0
11:00	200	1	147	41	1	1	1	0	1	0	6	1	0	0
12:00	293	2	207	60	0	1	6	0	2	1	9	5	0	0
13:00	246	3	185	34	1	1	7	0	4	0	8	3	0	0
14:00	284	4	192	55	3	4	4	0	3	1	11	7	0	0
15:00	276	2	197	47	1	1	2	0	2	1	14	9	0	0
16:00	452	2	362	54	1	2	5	0	1	2	13	10	0	0
17:00	372	5	293	48	0	2	2	0	2	0	13	7	0	0
18:00	240	1	201	23	1	0	3	0	2	0	4	5	0	0
19:00	112	1	84	18	0	0	1	0	0	0	5	3	0	0
20:00	70	2	53	7	0	0	0	0	0	0	7	1	0	0
21:00	33	0	33	0	0	0	0	0	0	0	0	0	0	0
22:00	24	1	20	2	0	0	0	0	0	0	1	0	0	0
23:00	24	0	21	1	0	1	0	0	0	0	1	0	0	0
12H,7-19	3413	27	2537	555	11	16	41	0	28	8	119	71	0	0
16H,6-22	3813	37	2855	594	11	17	43	0	28	9	134	85	0	0
18H,6-24	3861	38	2896	597	11	18	43	0	28	9	136	85	0	0
24H,0-24	4099	42	3093	607	11	18	43	0	32	9	155	89	0	0
Daily Totals														
Tue 06-Jun-23	4680	38	3838	533	13	7	54	3	43	5	77	69	0	0
Wed 07-Jun-23	4725	41	3856	568	17	13	50	1	26	2	91	60	0	0
Thu 08-Jun-23	4578	43	3651	604	16	16	46	4	38	4	90	66	0	0
Fri 09-Jun-23	4126	39	3182	602	14	20	47	3	28	2	96	92	1	0
Sat 10-Jun-23	2081	37	1677	285	6	7	6	0	8	0	38	17	0	0
Sun 11-Jun-23	1480	20	1287	121	0	2	6	0	2	1	33	8	0	0
Mon 12-Jun-23	4099	42	3093	607	11	18	43	0	32	9	155	89	0	0
Total Vehicles														
[--]	25769	260	20584	3320	77	83	252	11	177	23	580	401	1	0

Daily Totals

12384 IMMINGHAM Site No: 12384002 Location Site 2 - A1173, Immingham (N of Queens Rd)
 Tue 06-Jun-23 to Mon 12-Jun-23 Channel: Southeastbound



12384 IMMINGHAM Site No: 12384002 Location Site 2 - A1173, Immingham (N of Queens Rd)
 Tue 06-Jun-23 to Mon 12-Jun-23 Channel: Southeastbound

TIME PERIOD	TOTAL VEHICLES	MOTOR-CYCLES	MOTOR-CYCLES%	CARS	CARS %	LGV	LGV %	HGV	HGV %	BUS	BUS %
Tue 06-Jun-23											
00:00	19	1	5.3	14	73.7	2	10.5	2	10.5	0	0.0
01:00	15	0	0.0	13	86.7	1	6.7	1	6.7	0	0.0
02:00	15	0	0.0	12	80.0	1	6.7	2	13.3	0	0.0
03:00	22	1	4.6	18	81.8	1	4.6	2	9.1	0	0.0
04:00	39	0	0.0	32	82.1	2	5.1	3	7.7	2	5.1
05:00	150	4	2.7	130	86.7	7	4.7	9	6.0	0	0.0
06:00	215	3	1.4	177	82.3	19	8.8	14	6.5	2	0.9
07:00	342	4	1.2	291	85.1	30	8.8	17	5.0	0	0.0
08:00	311	2	0.6	254	81.7	35	11.3	20	6.4	0	0.0
09:00	294	0	0.0	230	78.2	47	16.0	16	5.4	1	0.3
10:00	247	1	0.4	187	75.7	42	17.0	17	6.9	0	0.0
11:00	261	0	0.0	188	72.0	52	19.9	21	8.1	0	0.0
12:00	317	2	0.6	248	78.2	47	14.8	20	6.3	0	0.0
13:00	287	3	1.1	213	74.2	44	15.3	26	9.1	1	0.4
14:00	348	1	0.3	288	82.8	44	12.6	14	4.0	1	0.3
15:00	363	0	0.0	298	82.1	45	12.4	19	5.2	1	0.3
16:00	470	3	0.6	405	86.2	44	9.4	15	3.2	3	0.6
17:00	429	8	1.9	380	88.6	25	5.8	15	3.5	1	0.2
18:00	242	2	0.8	210	86.8	17	7.0	12	5.0	1	0.4
19:00	110	1	0.9	92	83.6	12	10.9	5	4.6	0	0.0
20:00	61	0	0.0	53	86.9	5	8.2	3	4.9	0	0.0
21:00	44	0	0.0	34	77.3	7	15.9	3	6.8	0	0.0
22:00	41	2	4.9	37	90.2	2	4.9	0	0.0	0	0.0
23:00	38	0	0.0	34	89.5	2	5.3	2	5.3	0	0.0
12H,7-19	3911	26	0.7	3192	81.6	472	12.1	212	5.4	9	0.2
16H,6-22	4341	30	0.7	3548	81.7	515	11.9	237	5.5	11	0.3
18H,6-24	4420	32	0.7	3619	81.9	519	11.7	239	5.4	11	0.3
24H,0-24	4680	38	0.8	3838	82.0	533	11.4	258	5.5	13	0.3
Wed 07-Jun-23											
00:00	16	0	0.0	10	62.5	5	31.3	1	6.3	0	0.0
01:00	10	0	0.0	8	80.0	2	20.0	0	0.0	0	0.0
02:00	8	0	0.0	8	100.0	0	0.0	0	0.0	0	0.0
03:00	12	1	8.3	6	50.0	3	25.0	2	16.7	0	0.0
04:00	52	0	0.0	43	82.7	1	1.9	5	9.6	3	5.8
05:00	133	5	3.8	116	87.2	5	3.8	7	5.3	0	0.0

TIME PERIOD	TOTAL VEHICLES	MOTOR-CYCLES	MOTOR-CYCLES%	CARS	CARS %	LGV	LGV %	HGV	HGV %	BUS	BUS %
06:00	182	5	2.8	140	76.9	19	10.4	15	8.2	3	1.7
07:00	362	4	1.1	316	87.3	29	8.0	13	3.6	0	0.0
08:00	321	3	0.9	275	85.7	26	8.1	16	5.0	1	0.3
09:00	295	1	0.3	229	77.6	50	17.0	15	5.1	0	0.0
10:00	260	1	0.4	207	79.6	36	13.9	15	5.8	1	0.4
11:00	227	1	0.4	174	76.7	40	17.6	12	5.3	0	0.0
12:00	314	0	0.0	253	80.6	48	15.3	12	3.8	1	0.3
13:00	291	1	0.3	229	78.7	42	14.4	18	6.2	1	0.3
14:00	316	3	1.0	241	76.3	54	17.1	17	5.4	1	0.3
15:00	314	1	0.3	235	74.8	46	14.7	29	9.2	3	1.0
16:00	490	2	0.4	416	84.9	52	10.6	19	3.9	1	0.2
17:00	387	7	1.8	326	84.2	40	10.3	14	3.6	0	0.0
18:00	270	3	1.1	226	83.7	27	10.0	13	4.8	1	0.4
19:00	150	1	0.7	121	80.7	16	10.7	12	8.0	0	0.0
20:00	103	0	0.0	92	89.3	10	9.7	1	1.0	0	0.0
21:00	94	1	1.1	80	85.1	8	8.5	5	5.3	0	0.0
22:00	68	1	1.5	61	89.7	4	5.9	2	2.9	0	0.0
23:00	50	0	0.0	44	88.0	5	10.0	0	0.0	1	2.0
12H,7-19	3847	27	0.7	3127	81.3	490	12.7	193	5.0	10	0.3
16H,6-22	4376	34	0.8	3560	81.4	543	12.4	226	5.2	13	0.3
18H,6-24	4494	35	0.8	3665	81.6	552	12.3	228	5.1	14	0.3
24H,0-24	4725	41	0.9	3856	81.6	568	12.0	243	5.1	17	0.4
Thu 08-Jun-23											
00:00	56	0	0.0	46	82.1	7	12.5	3	5.4	0	0.0
01:00	48	0	0.0	39	81.3	7	14.6	2	4.2	0	0.0
02:00	32	0	0.0	27	84.4	4	12.5	1	3.1	0	0.0
03:00	63	1	1.6	54	85.7	3	4.8	3	4.8	2	3.2
04:00	45	0	0.0	31	68.9	5	11.1	8	17.8	1	2.2
05:00	153	3	2.0	135	88.2	5	3.3	10	6.5	0	0.0
06:00	187	2	1.1	157	84.0	16	8.6	11	5.9	1	0.5
07:00	297	4	1.4	254	85.5	22	7.4	17	5.7	0	0.0
08:00	314	2	0.6	250	79.6	41	13.1	18	5.7	3	1.0
09:00	253	1	0.4	189	74.7	45	17.8	17	6.7	1	0.4
10:00	244	0	0.0	189	77.5	40	16.4	14	5.7	1	0.4
11:00	258	1	0.4	174	67.4	67	26.0	15	5.8	1	0.4
12:00	319	3	0.9	245	76.8	52	16.3	18	5.6	1	0.3

TIME PERIOD	TOTAL VEHICLES	MOTOR-CYCLES	MOTOR-CYCLES%	CARS	CARS %	LGV	LGV %	HGV	HGV %	BUS	BUS %
13:00	298	2	0.7	223	74.8	50	16.8	22	7.4	1	0.3
14:00	272	0	0.0	197	72.4	48	17.7	27	9.9	0	0.0
15:00	375	1	0.3	280	74.7	68	18.1	26	6.9	0	0.0
16:00	445	4	0.9	383	86.1	42	9.4	13	2.9	3	0.7
17:00	372	8	2.2	314	84.4	33	8.9	17	4.6	0	0.0
18:00	242	5	2.1	212	87.6	17	7.0	8	3.3	0	0.0
19:00	120	2	1.7	95	79.2	18	15.0	4	3.3	1	0.8
20:00	62	0	0.0	56	90.3	5	8.1	1	1.6	0	0.0
21:00	59	3	5.1	47	79.7	5	8.5	4	6.8	0	0.0
22:00	31	1	3.2	26	83.9	3	9.7	1	3.2	0	0.0
23:00	33	0	0.0	28	84.9	1	3.0	4	12.1	0	0.0
12H,7-19	3689	31	0.8	2910	78.9	525	14.2	212	5.8	11	0.3
16H,6-22	4117	38	0.9	3265	79.3	569	13.8	232	5.6	13	0.3
18H,6-24	4181	39	0.9	3319	79.4	573	13.7	237	5.7	13	0.3
24H,0-24	4578	43	0.9	3651	79.8	604	13.2	264	5.8	16	0.4
Fri 09-Jun-23											
00:00	22	0	0.0	19	86.4	2	9.1	1	4.6	0	0.0
01:00	17	0	0.0	14	82.4	2	11.8	1	5.9	0	0.0
02:00	10	0	0.0	8	80.0	0	0.0	2	20.0	0	0.0
03:00	36	2	5.6	28	77.8	1	2.8	3	8.3	2	5.6
04:00	45	0	0.0	34	75.6	4	8.9	7	15.6	0	0.0
05:00	120	3	2.5	98	81.7	9	7.5	10	8.3	0	0.0
06:00	59	0	0.0	47	79.7	7	11.9	4	6.8	1	1.7
07:00	253	3	1.2	198	78.3	31	12.3	20	7.9	1	0.4
08:00	298	2	0.7	233	78.2	48	16.1	14	4.7	1	0.3
09:00	240	3	1.3	176	73.3	41	17.1	19	7.9	1	0.4
10:00	261	0	0.0	192	73.6	51	19.5	18	6.9	0	0.0
11:00	266	0	0.0	201	75.6	50	18.8	15	5.6	0	0.0
12:00	290	0	0.0	219	75.5	47	16.2	24	8.3	0	0.0
13:00	341	2	0.6	241	70.7	59	17.3	36	10.6	3	0.9
14:00	304	2	0.7	206	67.8	64	21.1	29	9.5	3	1.0
15:00	364	4	1.1	285	78.3	46	12.6	29	8.0	0	0.0
16:00	345	1	0.3	283	82.0	34	9.9	25	7.3	2	0.6
17:00	338	8	2.4	265	78.4	52	15.4	13	3.9	0	0.0
18:00	242	3	1.2	202	83.5	29	12.0	8	3.3	0	0.0
19:00	87	1	1.2	78	89.7	6	6.9	2	2.3	0	0.0

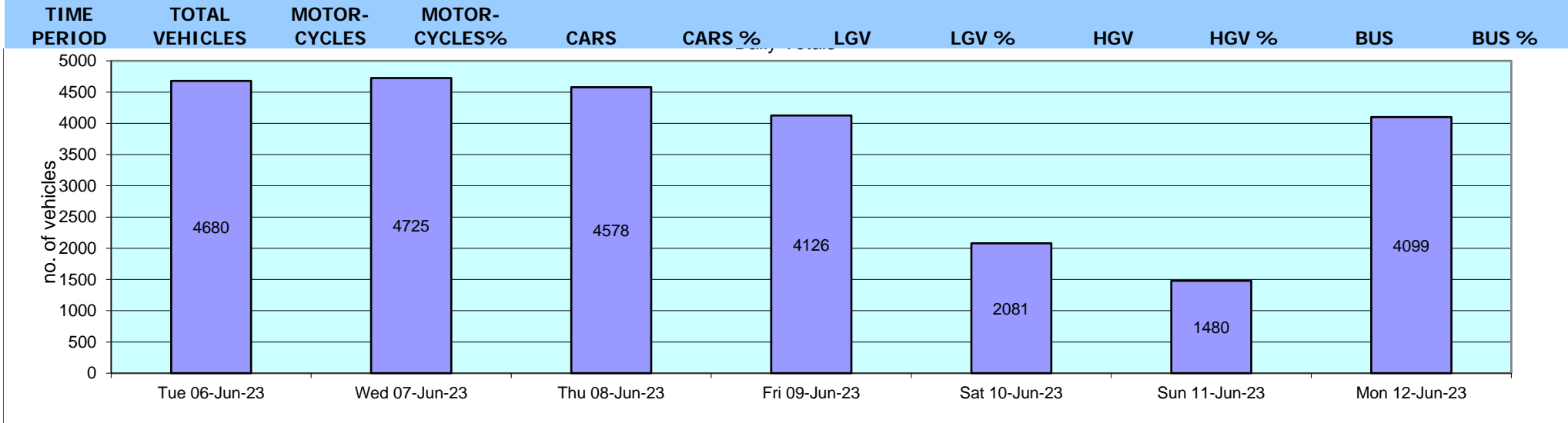
TIME PERIOD	TOTAL VEHICLES	MOTOR-CYCLES	MOTOR-CYCLES%	CARS	CARS %	LGV	LGV %	HGV	HGV %	BUS	BUS %
20:00	87	2	2.3	72	82.8	8	9.2	5	5.8	0	0.0
21:00	42	1	2.4	32	76.2	6	14.3	3	7.1	0	0.0
22:00	34	1	2.9	30	88.2	3	8.8	0	0.0	0	0.0
23:00	25	1	4.0	21	84.0	2	8.0	1	4.0	0	0.0
12H,7-19	3542	28	0.8	2701	76.3	552	15.6	250	7.1	11	0.3
16H,6-22	3817	32	0.8	2930	76.8	579	15.2	264	6.9	12	0.3
18H,6-24	3876	34	0.9	2981	76.9	584	15.1	265	6.8	12	0.3
24H,0-24	4126	39	1.0	3182	77.1	602	14.6	289	7.0	14	0.3
Sat 10-Jun-23											
00:00	19	0	0.0	15	79.0	1	5.3	3	15.8	0	0.0
01:00	11	0	0.0	4	36.4	5	45.5	2	18.2	0	0.0
02:00	18	0	0.0	14	77.8	2	11.1	2	11.1	0	0.0
03:00	11	0	0.0	7	63.6	0	0.0	1	9.1	3	27.3
04:00	21	1	4.8	14	66.7	3	14.3	3	14.3	0	0.0
05:00	65	1	1.5	51	78.5	11	16.9	2	3.1	0	0.0
06:00	84	2	2.4	73	86.9	6	7.1	3	3.6	0	0.0
07:00	100	0	0.0	70	70.0	24	24.0	6	6.0	0	0.0
08:00	131	1	0.8	95	72.5	33	25.2	1	0.8	1	0.8
09:00	192	1	0.5	147	76.6	34	17.7	10	5.2	0	0.0
10:00	170	3	1.8	138	81.2	24	14.1	5	2.9	0	0.0
11:00	182	1	0.6	145	79.7	32	17.6	4	2.2	0	0.0
12:00	181	3	1.7	148	81.8	25	13.8	4	2.2	1	0.6
13:00	155	0	0.0	131	84.5	18	11.6	6	3.9	0	0.0
14:00	122	6	4.9	95	77.9	15	12.3	6	4.9	0	0.0
15:00	109	3	2.8	91	83.5	8	7.3	7	6.4	0	0.0
16:00	109	1	0.9	93	85.3	12	11.0	3	2.8	0	0.0
17:00	127	9	7.1	104	81.9	12	9.5	2	1.6	0	0.0
18:00	96	1	1.0	84	87.5	11	11.5	0	0.0	0	0.0
19:00	51	0	0.0	47	92.2	1	2.0	2	3.9	1	2.0
20:00	43	2	4.7	38	88.4	3	7.0	0	0.0	0	0.0
21:00	32	1	3.1	31	96.9	0	0.0	0	0.0	0	0.0
22:00	26	1	3.9	21	80.8	2	7.7	2	7.7	0	0.0
23:00	26	0	0.0	21	80.8	3	11.5	2	7.7	0	0.0
12H,7-19	1674	29	1.7	1341	80.1	248	14.8	54	3.2	2	0.1
16H,6-22	1884	34	1.8	1530	81.2	258	13.7	59	3.1	3	0.2
18H,6-24	1936	35	1.8	1572	81.2	263	13.6	63	3.3	3	0.2

12384 IMMINGHAM Site No: 12384002 Location Site 2 - A1173, Immingham (N of Queens Rd)
 Tue 06-Jun-23 to Mon 12-Jun-23 Channel: Southeastbound

TIME PERIOD	TOTAL VEHICLES	MOTOR-CYCLES	MOTOR-CYCLES%	CARS	CARS %	LGV	LGV %	HGV	HGV %	BUS	BUS %
24H,0-24	2081	37	1.8	1677	80.6	285	13.7	76	3.7	6	0.3
Sun 11-Jun-23											
00:00	22	0	0.0	20	90.9	2	9.1	0	0.0	0	0.0
01:00	9	1	11.1	7	77.8	0	0.0	1	11.1	0	0.0
02:00	8	0	0.0	8	100.0	0	0.0	0	0.0	0	0.0
03:00	7	0	0.0	6	85.7	1	14.3	0	0.0	0	0.0
04:00	6	1	16.7	2	33.3	2	33.3	1	16.7	0	0.0
05:00	41	3	7.3	33	80.5	2	4.9	3	7.3	0	0.0
06:00	75	3	4.0	68	90.7	2	2.7	2	2.7	0	0.0
07:00	31	0	0.0	28	90.3	2	6.5	1	3.2	0	0.0
08:00	44	0	0.0	35	79.6	7	15.9	2	4.6	0	0.0
09:00	87	2	2.3	75	86.2	7	8.1	3	3.5	0	0.0
10:00	100	0	0.0	86	86.0	8	8.0	6	6.0	0	0.0
11:00	117	0	0.0	97	82.9	14	12.0	6	5.1	0	0.0
12:00	130	3	2.3	116	89.2	9	6.9	2	1.5	0	0.0
13:00	144	0	0.0	120	83.3	19	13.2	5	3.5	0	0.0
14:00	110	1	0.9	98	89.1	8	7.3	3	2.7	0	0.0
15:00	106	1	0.9	91	85.9	7	6.6	7	6.6	0	0.0
16:00	85	0	0.0	82	96.5	2	2.4	1	1.2	0	0.0
17:00	107	2	1.9	90	84.1	12	11.2	3	2.8	0	0.0
18:00	99	1	1.0	89	89.9	7	7.1	2	2.0	0	0.0
19:00	60	0	0.0	57	95.0	3	5.0	0	0.0	0	0.0
20:00	30	0	0.0	25	83.3	4	13.3	1	3.3	0	0.0
21:00	30	2	6.7	25	83.3	1	3.3	2	6.7	0	0.0
22:00	17	0	0.0	16	94.1	1	5.9	0	0.0	0	0.0
23:00	15	0	0.0	13	86.7	1	6.7	1	6.7	0	0.0
12H,7-19	1160	10	0.9	1007	86.8	102	8.8	41	3.5	0	0.0
16H,6-22	1355	15	1.1	1182	87.2	112	8.3	46	3.4	0	0.0
18H,6-24	1387	15	1.1	1211	87.3	114	8.2	47	3.4	0	0.0
24H,0-24	1480	20	1.4	1287	87.0	121	8.2	52	3.5	0	0.0
Mon 12-Jun-23											
00:00	7	0	0.0	5	71.4	2	28.6	0	0.0	0	0.0
01:00	8	1	12.5	6	75.0	0	0.0	1	12.5	0	0.0
02:00	10	1	10.0	8	80.0	0	0.0	1	10.0	0	0.0
03:00	26	0	0.0	25	96.2	0	0.0	1	3.9	0	0.0
04:00	39	0	0.0	36	92.3	1	2.6	2	5.1	0	0.0

TIME PERIOD	TOTAL VEHICLES	MOTOR-CYCLES	MOTOR-CYCLES%	CARS	CARS %	LGV	LGV %	HGV	HGV %	BUS	BUS %
05:00	148	2	1.4	117	79.1	7	4.7	22	14.9	0	0.0
06:00	185	7	3.8	148	80.0	14	7.6	16	8.7	0	0.0
07:00	299	1	0.3	251	84.0	32	10.7	14	4.7	1	0.3
08:00	281	1	0.4	218	77.6	44	15.7	17	6.1	1	0.4
09:00	230	3	1.3	140	60.9	61	26.5	26	11.3	0	0.0
10:00	240	2	0.8	144	60.0	56	23.3	37	15.4	1	0.4
11:00	200	1	0.5	147	73.5	41	20.5	10	5.0	1	0.5
12:00	293	2	0.7	207	70.7	60	20.5	24	8.2	0	0.0
13:00	246	3	1.2	185	75.2	34	13.8	23	9.4	1	0.4
14:00	284	4	1.4	192	67.6	55	19.4	30	10.6	3	1.1
15:00	276	2	0.7	197	71.4	47	17.0	29	10.5	1	0.4
16:00	452	2	0.4	362	80.1	54	12.0	33	7.3	1	0.2
17:00	372	5	1.3	293	78.8	48	12.9	26	7.0	0	0.0
18:00	240	1	0.4	201	83.8	23	9.6	14	5.8	1	0.4
19:00	112	1	0.9	84	75.0	18	16.1	9	8.0	0	0.0
20:00	70	2	2.9	53	75.7	7	10.0	8	11.4	0	0.0
21:00	33	0	0.0	33	100.0	0	0.0	0	0.0	0	0.0
22:00	24	1	4.2	20	83.3	2	8.3	1	4.2	0	0.0
23:00	24	0	0.0	21	87.5	1	4.2	2	8.3	0	0.0
12H,7-19	3413	27	0.8	2537	74.3	555	16.3	283	8.3	11	0.3
16H,6-22	3813	37	1.0	2855	74.9	594	15.6	316	8.3	11	0.3
18H,6-24	3861	38	1.0	2896	75.0	597	15.5	319	8.3	11	0.3
24H,0-24	4099	42	1.0	3093	75.5	607	14.8	346	8.4	11	0.3
Daily Totals											
Tue 06-Jun-23	4680	38	0.8	3838	82.0	533	11.4	258	5.5	13	0.3
Wed 07-Jun-23	4725	41	0.9	3856	81.6	568	12.0	243	5.1	17	0.4
Thu 08-Jun-23	4578	43	0.9	3651	79.8	604	13.2	264	5.8	16	0.4
Fri 09-Jun-23	4126	39	1.0	3182	77.1	602	14.6	289	7.0	14	0.3
Sat 10-Jun-23	2081	37	1.8	1677	80.6	285	13.7	76	3.7	6	0.3
Sun 11-Jun-23	1480	20	1.4	1287	87.0	121	8.2	52	3.5	0	0.0
Mon 12-Jun-23	4099	42	1.0	3093	75.5	607	14.8	346	8.4	11	0.3
Total Vehicles											
[--]	25769	260	1.1	20584	80.5	3320	12.6	1528	5.6	77	0.3

Daily Totals



12384 IMMINGHAM Site No: 12384002 Location Site 2 - A1173, Immingham (N of Queens Rd)
 Tue 06-Jun-23 to Mon 12-Jun-23 Channel: Southeastbound

Time Period	Total Vehicles	85%ile Speed	Mean Speed	Stand Dev.	<6Mph	6-<11	11-<16	16-<21	21-<26	26-<31	31-<36	36-<41	41-<46	46-<51	51-<56	=>56
-------------	----------------	--------------	------------	------------	-------	-------	--------	--------	--------	--------	--------	--------	--------	--------	--------	------

Tue 06-Jun-23																
00:00	19	42.6	33.8	10	0	0	0	2	1	5	5	2	2	1	0	1
01:00	15	46.6	37.5	7.2	0	0	0	0	0	1	8	3	0	2	1	0
02:00	15	52.3	40.2	11	0	0	0	1	0	1	3	5	1	1	1	2
03:00	22	44.5	38.7	7.4	0	0	0	0	1	2	4	7	6	0	2	0
04:00	39	42.7	34.9	7.1	0	0	0	0	4	7	13	7	5	3	0	0
05:00	150	39.4	33.3	6.4	0	0	0	1	11	46	47	32	9	1	2	1
06:00	215	38.6	33.6	4.9	0	0	0	1	5	54	98	46	10	0	1	0
07:00	342	35.9	32.8	4.2	0	0	1	1	6	88	200	36	8	2	0	0
08:00	311	38.7	33.5	5.3	0	0	0	7	4	74	146	60	16	3	1	0
09:00	294	37.5	32.9	4.8	0	0	0	0	19	70	146	47	11	1	0	0
10:00	247	38.5	33.8	4.4	0	0	0	0	11	36	133	60	7	0	0	0
11:00	261	37.8	33.3	4.6	0	0	0	0	7	64	133	48	7	1	0	1
12:00	317	37.7	33.6	4.5	0	0	0	2	7	59	182	55	8	3	1	0
13:00	287	38.4	33.4	4.7	0	0	0	1	3	83	127	62	9	1	1	0
14:00	348	37.4	32.9	4.7	0	0	0	0	14	97	168	59	6	3	1	0
15:00	363	38.7	33.8	4.6	0	0	0	0	12	75	173	88	13	2	0	0
16:00	470	37.2	33.4	4	0	0	0	0	7	95	279	76	11	2	0	0
17:00	429	39.4	34.3	5.3	0	0	1	6	11	67	203	111	24	4	1	1
18:00	242	39.2	33.9	5.8	0	0	4	1	3	49	116	50	15	2	1	1
19:00	110	42.3	36	6.1	0	0	0	0	2	21	36	30	15	5	1	0
20:00	61	41.3	35.3	6.2	0	0	0	0	1	16	18	16	6	4	0	0
21:00	44	40.5	35.8	5.9	0	0	0	0	0	8	18	12	3	2	1	0
22:00	41	47.7	38.9	8.4	0	0	0	0	0	5	14	10	4	4	1	3
23:00	38	42.3	35.7	7.6	0	0	0	0	0	12	11	8	3	2	1	1
12H,7-19	3911	38.2	33.5	4.8	0	0	6	18	104	857	2006	752	135	24	6	3
16H,6-22	4341	38.5	33.6	4.9	0	0	6	19	112	956	2176	856	169	35	9	3
18H,6-24	4420	38.5	33.7	5	0	0	6	19	112	973	2201	874	176	41	11	7
24H,0-24	4680	38.7	33.7	5.1	0	0	6	23	129	1035	2281	930	199	49	17	11

Wed 07-Jun-23																
00:00	16	46.5	40.4	7.6	0	0	0	0	0	0	5	6	2	1	1	1
01:00	10	48.5	40	8.6	0	0	0	0	0	2	1	3	1	2	1	0
02:00	8	-	40.4	6.6	0	0	0	0	0	1	1	1	4	1	0	0
03:00	12	42.8	37.7	6.8	0	0	0	0	0	1	5	3	2	0	1	0
04:00	52	40.7	33	8.8	0	0	0	8	1	7	21	7	5	2	0	1
05:00	133	42.4	35.6	7	0	0	0	1	0	33	49	26	13	5	5	1
06:00	182	39.5	33.8	5.6	0	0	2	0	9	38	72	47	13	1	0	0
07:00	362	37.3	33	4.4	0	0	1	0	14	83	193	62	9	0	0	0
08:00	321	37.1	33.5	4.4	0	0	0	0	1	76	186	44	8	5	1	0

12384 IMMINGHAM Site No: 12384002 Location Site 2 - A1173, Immingham (N of Queens Rd)
 Tue 06-Jun-23 to Mon 12-Jun-23 Channel: Southeastbound

Time Period	Total Vehicles	85%ile Speed	Mean Speed	Stand Dev.	<6Mph	6-<11	11-<16	16-<21	21-<26	26-<31	31-<36	36-<41	41-<46	46-<51	51-<56	=>56
09:00	295	37.4	33	5.5	0	0	0	0	11	91	134	51	2	1	0	5
10:00	260	37.1	33.2	4.3	0	0	0	0	6	63	143	37	10	1	0	0
11:00	227	39	34	4.7	0	0	0	0	4	49	112	46	15	1	0	0
12:00	314	37.3	32.7	4.5	0	0	0	5	3	98	145	59	3	1	0	0
13:00	291	38.7	34.1	4.7	0	0	0	0	5	56	154	60	11	4	0	1
14:00	316	37.9	33.5	4.6	0	0	0	1	4	75	169	51	15	0	0	1
15:00	314	37.5	33.4	4.5	0	0	0	2	5	67	177	50	10	3	0	0
16:00	490	37.6	32.9	4.7	0	0	0	4	16	133	236	87	11	2	0	1
17:00	387	38.9	34.3	4.5	0	0	0	1	0	75	199	91	15	5	1	0
18:00	270	39.6	34.2	5.1	0	0	0	0	5	67	110	65	20	3	0	0
19:00	150	41	35.5	6.7	0	0	0	1	8	26	46	46	15	6	0	2
20:00	103	43	36.9	6.5	0	0	0	1	0	18	25	37	15	5	1	1
21:00	94	42.8	37.4	5.7	0	0	0	0	0	10	28	36	15	2	3	0
22:00	68	43.4	37.4	6.6	0	0	0	0	0	9	22	22	9	3	2	1
23:00	50	42.4	37.1	5.3	0	0	0	0	0	4	19	17	7	3	0	0
12H,7-19	3847	38.1	33.5	4.7	0	0	1	13	74	933	1958	703	129	26	2	8
16H,6-22	4376	38.6	33.7	4.9	0	0	3	15	91	1025	2129	869	187	40	6	11
18H,6-24	4494	38.8	33.8	5	0	0	3	15	91	1038	2170	908	203	46	8	12
24H,0-24	4725	38.9	33.9	5.2	0	0	3	24	92	1082	2252	954	230	57	16	15
Thu 08-Jun-23																
00:00	56	46.9	39.7	7.5	0	0	0	1	1	1	12	23	8	6	2	2
01:00	48	45.6	37.8	8	0	0	0	3	0	2	15	13	8	6	0	1
02:00	32	44.9	39.3	5.4	0	0	0	0	0	2	5	15	6	4	0	0
03:00	63	45.5	39.7	6	0	0	0	0	2	0	15	19	19	7	1	0
04:00	45	43.3	34.6	8.3	0	0	0	1	7	7	11	9	6	3	1	0
05:00	153	39.9	33.8	6.3	0	0	0	0	10	37	67	20	13	4	1	1
06:00	187	39.3	34.7	5	0	0	0	0	1	32	96	44	11	1	0	2
07:00	297	39	34.1	4.6	0	0	1	0	1	68	135	79	11	2	0	0
08:00	314	36.2	32.6	4.6	0	0	0	0	14	93	158	37	8	4	0	0
09:00	253	36.7	32.9	4.4	0	0	0	1	5	73	131	34	7	2	0	0
10:00	244	38.7	34	4.5	0	0	0	0	2	51	130	45	14	2	0	0
11:00	258	36.7	33.2	4.5	0	0	0	0	4	70	140	34	4	6	0	0
12:00	319	37.5	32.7	5.2	0	0	0	0	18	100	141	40	17	1	2	0
13:00	298	36.9	32.6	4.6	0	1	0	0	10	91	142	47	6	1	0	0
14:00	272	39.3	34.1	4.9	0	0	0	0	4	64	120	64	18	1	1	0
15:00	375	38.4	32.9	5.7	0	0	5	3	21	90	163	75	13	5	0	0
16:00	445	38	33.6	4.5	0	0	0	1	5	102	239	78	16	3	1	0
17:00	372	39.5	34.6	5.2	0	1	0	4	1	61	185	91	23	3	2	1
18:00	242	40.4	34.5	5.9	0	0	0	0	9	50	112	39	24	5	2	1

12384 IMMINGHAM Site No: 12384002 Location Site 2 - A1173, Immingham (N of Queens Rd)
 Tue 06-Jun-23 to Mon 12-Jun-23 Channel: Southeastbound

Time Period	Total Vehicles	85%ile Speed	Mean Speed	Stand Dev.	<6Mph	6-<11	11-<16	16-<21	21-<26	26-<31	31-<36	36-<41	41-<46	46-<51	51-<56	=>56
19:00	120	42.5	36	6.5	0	0	0	1	0	27	36	32	18	3	2	1
20:00	62	40.8	36.3	6.5	0	0	0	0	2	6	25	20	6	1	0	2
21:00	59	40.3	34.9	6.3	0	0	0	0	0	15	26	10	4	3	0	1
22:00	31	45.3	39.5	9	0	0	0	0	1	4	8	4	9	1	2	2
23:00	33	45.3	36.8	8.3	0	0	0	0	1	8	8	8	3	3	1	1
12H,7-19	3689	38.4	33.5	5	0	2	6	9	94	913	1796	663	161	35	8	2
16H,6-22	4117	38.7	33.7	5.1	0	2	6	10	97	993	1979	769	200	43	10	8
18H,6-24	4181	38.8	33.7	5.2	0	2	6	10	99	1005	1995	781	212	47	13	11
24H,0-24	4578	39.3	34	5.5	0	2	6	15	119	1054	2120	880	272	77	18	15
Fri 09-Jun-23																
00:00	22	49.2	40.8	8.4	0	0	0	0	0	3	3	7	2	5	1	1
01:00	17	39.3	34.4	5.3	0	0	0	0	1	2	9	3	2	0	0	0
02:00	10	41	35.5	9.8	0	0	0	0	1	2	4	1	1	0	0	1
03:00	36	44.4	38.2	6.5	0	0	0	1	0	3	6	16	6	4	0	0
04:00	45	39.8	33.7	6.6	0	0	0	0	4	12	15	9	2	3	0	0
05:00	120	42.6	35	6.4	0	0	0	0	3	28	51	14	17	5	2	0
06:00	59	40.8	35.3	5.9	0	0	0	0	1	12	23	14	7	1	1	0
07:00	253	38.1	33.8	4.3	0	0	0	0	2	54	136	54	3	4	0	0
08:00	298	39.4	34.3	5	0	0	0	0	3	67	137	68	17	5	1	0
09:00	240	37.6	32.9	4.8	0	0	0	2	0	86	102	41	6	2	1	0
10:00	261	38.3	33.7	4.5	0	0	0	0	3	64	133	46	13	2	0	0
11:00	266	38.1	33.5	4.9	0	0	0	0	0	83	123	46	9	3	1	1
12:00	290	39.1	34.1	4.9	0	0	0	0	4	63	143	59	15	5	1	0
13:00	341	38.7	33.6	4.8	0	0	0	2	9	78	163	69	18	2	0	0
14:00	304	39.5	34.3	5	0	0	0	0	3	69	138	69	21	2	2	0
15:00	364	38.3	33.6	4.7	0	0	1	1	11	69	194	73	12	3	0	0
16:00	345	38.9	34.1	5.1	0	0	0	2	1	78	173	66	18	4	2	1
17:00	338	39.4	34.1	5.4	0	0	0	0	3	93	146	65	21	7	2	1
18:00	242	40	34.9	5.2	0	0	0	1	1	45	109	62	15	9	0	0
19:00	87	44	37.8	6.4	0	0	0	0	0	10	26	32	9	7	2	1
20:00	87	39.8	34	6.2	0	0	0	1	4	24	26	24	4	4	0	0
21:00	42	41.9	36	5.5	0	0	0	0	1	5	17	11	7	1	0	0
22:00	34	43.8	36.9	7.5	0	0	0	0	1	4	15	5	6	1	1	1
23:00	25	45.1	39.5	7.2	0	0	0	0	1	1	5	8	7	2	0	1
12H,7-19	3542	38.9	33.9	4.9	0	0	1	8	40	849	1697	718	168	48	10	3
16H,6-22	3817	39.1	34.1	5	0	0	1	9	46	900	1789	799	195	61	13	4
18H,6-24	3876	39.2	34.1	5.1	0	0	1	9	48	905	1809	812	208	64	14	6
24H,0-24	4126	39.4	34.2	5.3	0	0	1	10	57	955	1897	862	238	81	17	8

Sat 10-Jun-23

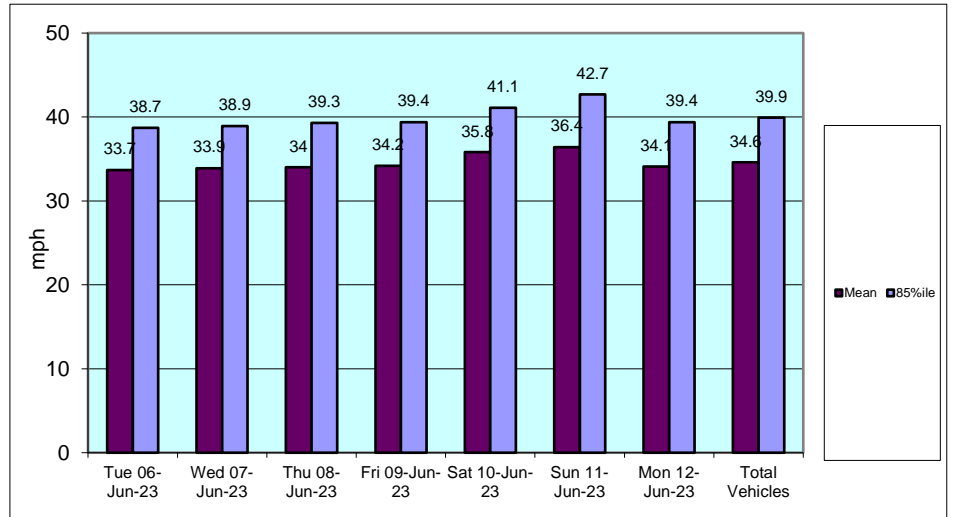
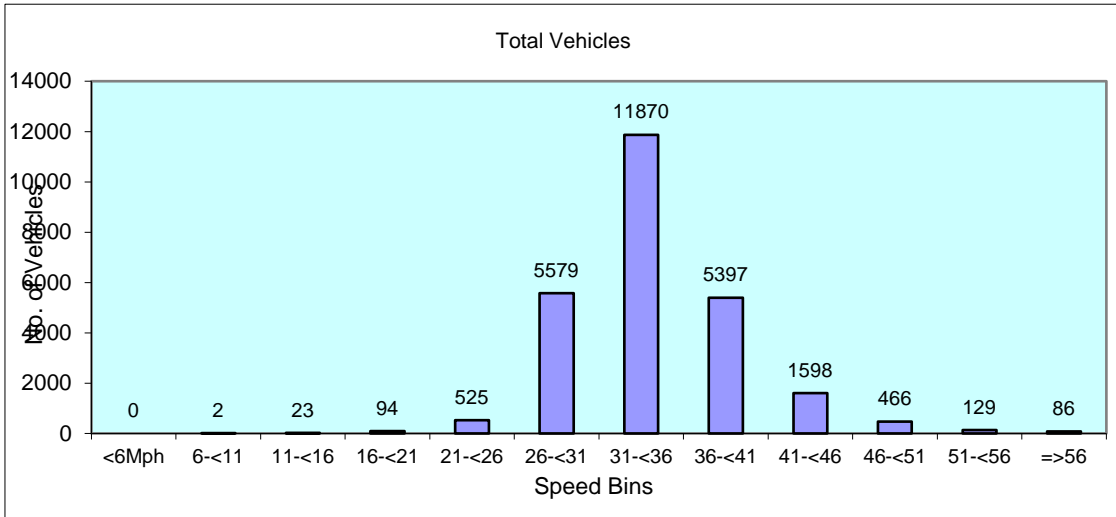
12384 IMMINGHAM Site No: 12384002 Location Site 2 - A1173, Immingham (N of Queens Rd)
 Tue 06-Jun-23 to Mon 12-Jun-23 Channel: Southeastbound

Time Period	Total Vehicles	85%ile Speed	Mean Speed	Stand Dev.	<6Mph	6-<11	11-<16	16-<21	21-<26	26-<31	31-<36	36-<41	41-<46	46-<51	51-<56	=>56
00:00	19	45.1	38.8	6.7	0	0	0	0	0	1	7	5	3	2	1	0
01:00	11	38.1	34.9	4.1	0	0	0	0	0	1	7	2	1	0	0	0
02:00	18	44.5	38.5	5.6	0	0	0	0	0	0	8	4	4	2	0	0
03:00	11	45.3	34.9	10.1	0	0	0	0	2	3	2	1	1	1	1	0
04:00	21	40.6	35.6	5.3	0	0	0	0	0	5	5	8	3	0	0	0
05:00	65	43.3	36.9	6.9	0	0	0	0	0	12	21	18	8	3	2	1
06:00	84	43.5	37	6.7	0	0	0	0	3	7	33	22	12	5	0	2
07:00	100	43.5	37.2	6.3	0	0	0	1	0	12	32	32	15	7	0	1
08:00	131	40.3	35.1	5.9	0	0	0	0	2	24	60	29	10	2	4	0
09:00	192	40.1	34.7	5	0	0	0	0	2	40	81	49	19	0	1	0
10:00	170	39.5	34.4	5.3	0	0	0	0	3	39	72	43	10	1	1	1
11:00	182	40.2	35.4	5.6	0	0	0	0	0	34	78	50	10	7	3	0
12:00	181	41.3	35.7	5.7	0	0	0	0	3	30	71	48	23	3	3	0
13:00	155	39.9	35.1	4.7	0	0	0	0	2	24	65	51	12	1	0	0
14:00	122	41.4	35.8	5.9	0	0	0	0	2	20	49	31	14	4	2	0
15:00	109	39.9	34.9	5.9	0	0	1	0	2	18	47	31	7	1	1	1
16:00	109	42.5	35.9	6	0	0	0	0	2	18	43	25	14	7	0	0
17:00	127	42.8	37.5	6.2	0	0	0	0	1	9	47	44	18	4	0	4
18:00	96	42.9	36.9	5.9	0	0	0	0	0	14	31	30	16	3	2	0
19:00	51	39.2	33.9	5.8	0	0	0	1	1	11	26	6	4	2	0	0
20:00	43	40.7	35.9	6.6	0	0	0	0	0	11	11	15	3	1	2	0
21:00	32	50.5	40.1	8.8	0	0	0	0	0	4	8	8	5	2	3	2
22:00	26	40.3	35	6.1	0	0	0	1	0	3	13	5	3	1	0	0
23:00	26	43.7	36.6	8.4	0	0	1	0	0	2	12	5	3	2	0	1
12H,7-19	1674	40.8	35.6	5.7	0	0	1	1	19	282	676	463	168	40	17	7
16H,6-22	1884	40.9	35.7	5.9	0	0	1	2	23	315	754	514	192	50	22	11
18H,6-24	1936	40.9	35.7	5.9	0	0	2	3	23	320	779	524	198	53	22	12
24H,0-24	2081	41.1	35.8	6	0	0	2	3	25	342	829	562	218	61	26	13
Sun 11-Jun-23																
00:00	22	44.2	36.9	6.8	0	0	0	0	0	5	6	4	5	2	0	0
01:00	9	-	39.6	12	0	0	0	1	0	0	3	1	2	0	1	1
02:00	8	-	41	7.6	0	0	0	0	0	1	0	4	1	1	1	0
03:00	7	-	42.8	7.9	0	0	0	0	0	0	2	1	1	2	1	0
04:00	6	-	34.3	2.5	0	0	0	0	0	0	5	1	0	0	0	0
05:00	41	46.4	39.2	7.9	0	0	0	0	0	5	12	8	9	4	1	2
06:00	75	43.4	36.6	6.7	0	0	0	0	2	11	26	17	15	2	1	1
07:00	31	44.1	37.9	6.3	0	0	0	0	0	3	10	11	3	3	1	0
08:00	44	40.9	34.8	5.8	0	0	0	0	1	11	16	9	6	1	0	0
09:00	87	40.6	35.2	5.8	0	0	0	0	1	20	32	22	7	5	0	0

12384 IMMINGHAM Site No: 12384002 Location Site 2 - A1173, Immingham (N of Queens Rd)
 Tue 06-Jun-23 to Mon 12-Jun-23 Channel: Southeastbound


Time Period	Total Vehicles	85%ile Speed	Mean Speed	Stand Dev.	<6Mph	6-<11	11-<16	16-<21	21-<26	26-<31	31-<36	36-<41	41-<46	46-<51	51-<56	=>56
10:00	100	40.3	35.8	6.3	0	0	0	0	2	20	29	39	4	4	0	2
11:00	117	40.6	35.1	5.2	0	0	0	1	3	14	54	29	16	0	0	0
12:00	130	40.6	34.9	6.4	0	0	0	1	0	35	49	27	12	2	3	1
13:00	144	40.7	35.9	5.2	0	0	0	0	1	19	60	45	14	4	1	0
14:00	110	42	35.6	5.5	0	0	0	0	1	15	55	19	15	5	0	0
15:00	106	41.7	36.6	5.5	0	0	0	0	0	10	47	31	12	4	2	0
16:00	85	40.8	36	6.5	0	0	0	0	5	9	30	28	8	3	1	1
17:00	107	44.4	38.1	6.5	0	0	0	0	2	5	39	30	21	5	4	1
18:00	99	42.8	36.8	5.8	0	0	0	0	0	10	42	28	10	8	1	0
19:00	60	44.8	37.8	6.9	0	0	0	0	0	9	18	16	10	5	1	1
20:00	30	44.1	37.7	6.1	0	0	0	0	0	4	9	7	8	2	0	0
21:00	30	44.8	38.5	6.7	0	0	0	0	0	2	10	10	4	3	0	1
22:00	17	45.8	39.7	7.9	0	0	0	0	0	1	5	6	2	1	1	1
23:00	15	43.1	36.8	6.6	0	0	0	0	0	4	2	5	3	1	0	0
12H,7-19	1160	41.6	36	5.9	0	0	0	2	16	171	463	318	128	44	13	5
16H,6-22	1355	42.2	36.2	6	0	0	0	2	18	197	526	368	165	56	15	8
18H,6-24	1387	42.3	36.2	6.1	0	0	0	2	18	202	533	379	170	58	16	9
24H,0-24	1480	42.7	36.4	6.3	0	0	0	3	18	213	561	398	188	67	20	12
Mon 12-Jun-23																
00:00	7	-	37.8	7.4	0	0	0	0	0	1	3	0	2	1	0	0
01:00	8	-	38.5	10.4	0	0	0	1	0	0	2	2	0	3	0	0
02:00	10	46	39	11	0	0	1	0	0	0	2	2	3	1	1	0
03:00	26	43.7	35.6	8.4	0	0	0	3	0	1	10	6	3	3	0	0
04:00	39	41.8	34.7	7.9	0	0	0	1	5	5	12	9	4	2	1	0
05:00	148	40.3	34.5	6.4	0	0	0	1	11	28	50	41	10	6	1	0
06:00	185	39.2	34	5.3	0	0	2	0	3	40	82	46	9	3	0	0
07:00	299	37	32.9	4.8	0	0	1	4	5	76	159	44	9	0	0	1
08:00	281	36.6	33	4.4	0	0	0	1	5	78	150	35	10	2	0	0
09:00	230	38.6	33.9	5.3	0	0	0	0	7	47	120	41	9	4	0	2
10:00	240	38.3	33.3	4.9	0	0	0	0	8	67	111	38	15	1	0	0
11:00	200	37.8	33.3	5.1	0	0	0	1	3	59	95	32	5	4	0	1
12:00	293	38.6	33.7	4.9	0	0	0	1	3	77	140	52	16	3	1	0
13:00	246	39.3	34.7	5	0	0	0	0	1	40	136	48	16	3	0	2
14:00	284	38.2	33.4	4.9	0	0	0	0	10	68	143	45	15	2	1	0
15:00	276	39.7	34.1	5.5	0	0	0	2	7	66	116	58	20	7	0	0
16:00	452	38	33.7	4.2	0	0	0	0	4	101	243	89	11	4	0	0
17:00	372	40	34.7	5.5	0	0	0	0	7	72	172	81	31	5	2	2
18:00	240	41.3	36.1	5.7	0	0	1	0	2	32	93	74	27	8	3	0
19:00	112	41.9	36.3	5.7	0	0	0	0	0	18	41	33	15	3	2	0

Time Period	Total Vehicles	85%ile Speed	Mean Speed	Stand Dev.	<6Mph	6-<11	11-<16	16-<21	21-<26	26-<31	31-<36	36-<41	41-<46	46-<51	51-<56	=>56
20:00	70	42.4	35.7	6.2	0	0	0	1	1	10	30	14	11	2	1	0
21:00	33	43.6	36.7	7.8	0	0	0	0	1	6	11	8	3	2	1	1
22:00	24	49.2	39.1	9.7	0	0	0	0	1	4	5	6	2	3	1	2
23:00	24	45.2	39.3	7.6	0	0	0	0	1	2	4	7	7	2	0	1
12H,7-19	3413	38.9	33.9	5	0	0	2	9	62	783	1678	637	184	43	7	8
16H,6-22	3813	39.1	34	5.2	0	0	4	10	67	857	1842	738	222	53	11	9
18H,6-24	3861	39.2	34.1	5.2	0	0	4	10	69	863	1851	751	231	58	12	12
24H,0-24	4099	39.4	34.1	5.4	0	0	5	16	85	898	1930	811	253	74	15	12
Daily Totals																
Tue 06-Jun-23	4680	38.7	33.7	5.1	0	0	6	23	129	1035	2281	930	199	49	17	11
Wed 07-Jun-23	4725	38.9	33.9	5.2	0	0	3	24	92	1082	2252	954	230	57	16	15
Thu 08-Jun-23	4578	39.3	34	5.5	0	2	6	15	119	1054	2120	880	272	77	18	15
Fri 09-Jun-23	4126	39.4	34.2	5.3	0	0	1	10	57	955	1897	862	238	81	17	8
Sat 10-Jun-23	2081	41.1	35.8	6	0	0	2	3	25	342	829	562	218	61	26	13
Sun 11-Jun-23	1480	42.7	36.4	6.3	0	0	0	3	18	213	561	398	188	67	20	12
Mon 12-Jun-23	4099	39.4	34.1	5.4	0	0	5	16	85	898	1930	811	253	74	15	12
Total Vehicles																
[--]	25769	39.9	34.6	5.5	0	2	23	94	525	5579	11870	5397	1598	466	129	86

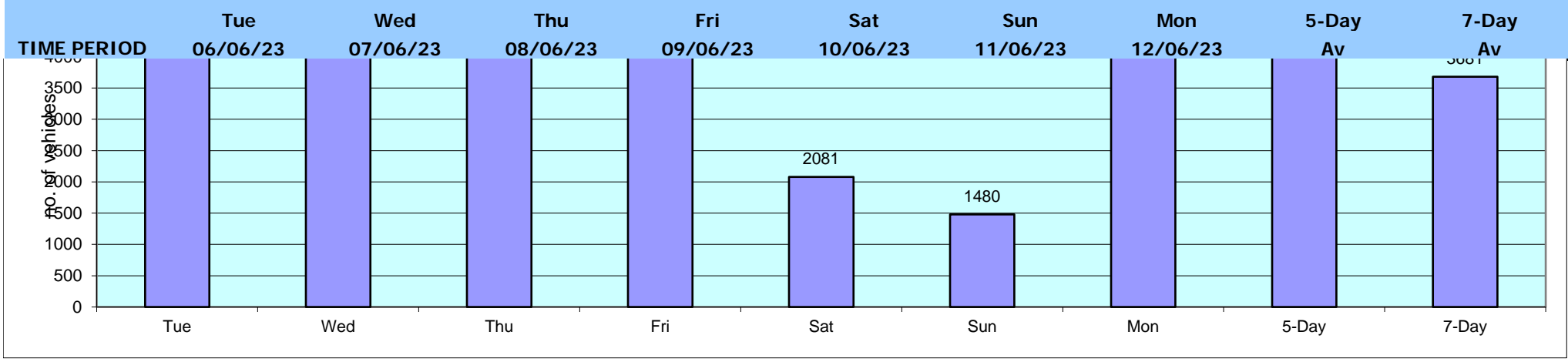


12384 IMMINGHAM Site No: 12384002 Location Site 2 - A1173, Immingham (N of Queens Rd)
 Channel: Southeastbound

TIME PERIOD	Tue 06/06/23	Wed 07/06/23	Thu 08/06/23	Fri 09/06/23	Sat 10/06/23	Sun 11/06/23	Mon 12/06/23	5-Day Av	7-Day Av
Week Begin: 06-Jun-23									
00:00	19	16	56	22	19	22	7	24	23
01:00	15	10	48	17	11	9	8	20	17
02:00	15	8	32	10	18	8	10	15	14
03:00	22	12	63	36	11	7	26	32	25
04:00	39	52	45	45	21	6	39	44	35
05:00	150	133	153	120	65	41	148	141	116
06:00	215	182	187	59	84	75	185	166	141
07:00	342	362	297	253	100	31	299	311	241
08:00	311	321	314	298	131	44	281	305	243
09:00	294	295	253	240	192	87	230	262	227
10:00	247	260	244	261	170	100	240	250	217
11:00	261	227	258	266	182	117	200	242	216
12:00	317	314	319	290	181	130	293	307	263
13:00	287	291	298	341	155	144	246	293	252
14:00	348	316	272	304	122	110	284	305	251
15:00	363	314	375	364	109	106	276	338	272
16:00	470	490	445	345	109	85	452	440	342
17:00	429	387	372	338	127	107	372	380	305
18:00	242	270	242	242	96	99	240	247	204
19:00	110	150	120	87	51	60	112	116	99
20:00	61	103	62	87	43	30	70	77	65
21:00	44	94	59	42	32	30	33	54	48
22:00	41	68	31	34	26	17	24	40	34
23:00	38	50	33	25	26	15	24	34	30
12H,7-19	3911	3847	3689	3542	1674	1160	3413	3680	3034
16H,6-22	4341	4376	4117	3817	1884	1355	3813	4093	3386
18H,6-24	4420	4494	4181	3876	1936	1387	3861	4166	3451
24H,0-24	4680	4725	4578	4126	2081	1480	4099	4442	3681
Am	07:00	07:00	08:00	08:00	09:00	11:00	07:00		
Peak	342	362	314	298	192	117	299		
Pm	16:00	16:00	16:00	15:00	12:00	13:00	16:00		
Peak	470	490	445	364	181	144	452		



12384 IMMINGHAM Site No: 12384002 Location Site 2 - A1173, Immingham (N of Queens Rd)
 Channel: Southeastbound



12384 IMMINGHAM										
JUNE 2023										
Site	Location	Direction	Start Date	End Date	Posted Speed Limit (PSL)	Total Vehicles	5 Day Ave.	7 Day Ave.	Average 85%ile Speed	Average Mean Speed
Site No: 12384003	Site 3 - Manby Rd, Immingham 53.62543, -0.21352	Channel: Northwestbound	Tue 06-Jun-23	Mon 12-Jun-23	40	26607	4579	3801	52.3	44.8
		Channel: Southeastbound	Tue 06-Jun-23	Mon 12-Jun-23		27329	4702	3904	52.6	45.1

12384 IMMINGHAM Site No: 12384003 Location Site 3 - Manby Rd, Immingham
 Tue 06-Jun-23 to Mon 12-Jun-23 Channel: Northwestbound

TIME PERIOD	TOTAL VEHICLES	MOTOR-CYCLES	CARS OR CAR-BASED LGV	LIGHT GOODS VEHICLES	BUSES	TWO AXLE, SIX TYRE, RIGID/BUSES	THREE AXLE RIGID	FOUR OR MORE AXLE RIGID	FOUR OR LESS AXLE ARTIC	FIVE AXLE ARTIC	SIX OR MORE AXLE ARTIC	FIVE OR LESS AXLE MULTI-TRAILER ARTIC	SIX AXLE MULTI-TRAILER ARTIC	SEVEN OR MORE AXLE ARTIC
-------------	----------------	--------------	-----------------------	----------------------	-------	---------------------------------	------------------	-------------------------	-------------------------	-----------------	------------------------	---------------------------------------	------------------------------	--------------------------

Tue 06-Jun-23														
00:00	12	0	6	1	0	0	0	0	0	0	1	4	0	0
01:00	13	0	5	3	0	0	0	0	1	0	2	2	0	0
02:00	23	0	11	1	1	0	0	0	0	0	3	7	0	0
03:00	40	1	21	8	0	0	0	0	0	0	4	6	0	0
04:00	119	1	54	26	0	0	3	0	7	1	11	16	0	0
05:00	300	2	209	34	0	1	8	0	6	0	17	23	0	0
06:00	475	11	343	55	1	1	4	0	10	2	25	23	0	0
07:00	567	7	418	78	3	1	10	0	9	2	20	19	0	0
08:00	284	4	188	58	1	3	1	0	5	2	9	13	0	0
09:00	215	1	119	64	0	1	2	0	4	1	9	14	0	0
10:00	204	2	109	51	3	1	4	0	10	0	6	18	0	0
11:00	255	2	159	59	2	5	2	0	4	0	10	12	0	0
12:00	265	1	188	43	1	3	3	0	3	3	10	10	0	0
13:00	248	2	152	57	0	3	2	0	10	0	5	17	0	0
14:00	225	1	121	59	3	2	3	0	6	1	6	23	0	0
15:00	293	2	192	40	3	2	4	0	5	1	11	33	0	0
16:00	351	5	245	48	2	2	4	0	6	0	15	24	0	0
17:00	341	2	266	42	1	0	0	0	5	1	10	14	0	0
18:00	173	3	129	19	0	0	3	0	3	0	6	10	0	0
19:00	80	1	60	14	0	0	0	0	1	0	1	3	0	0
20:00	59	0	43	9	0	0	0	0	0	0	2	5	0	0
21:00	50	2	35	5	0	0	0	0	1	0	1	6	0	0
22:00	32	1	19	5	0	0	0	0	2	0	2	3	0	0
23:00	16	1	11	3	0	0	0	0	0	0	1	0	0	0
12H,7-19	3421	32	2286	618	19	23	38	0	70	11	117	207	0	0
16H,6-22	4085	46	2767	701	20	24	42	0	82	13	146	244	0	0
18H,6-24	4133	48	2797	709	20	24	42	0	84	13	149	247	0	0
24H,0-24	4640	52	3103	782	21	25	53	0	98	14	187	305	0	0

Wed 07-Jun-23														
00:00	23	0	12	4	0	0	0	0	0	1	1	5	0	0
01:00	11	0	5	3	0	0	0	0	0	0	0	3	0	0
02:00	19	0	7	6	0	0	0	0	0	0	1	5	0	0
03:00	45	2	25	6	1	0	1	0	1	0	5	4	0	0
04:00	124	1	52	28	0	0	2	0	7	0	15	19	0	0
05:00	304	4	202	37	1	2	4	0	7	1	19	27	0	0

TIME PERIOD	TOTAL VEHICLES	MOTOR-CYCLES	CARS OR CAR-BASED LGV	LIGHT GOODS VEHICLES	BUSES	TWO AXLE, SIX TYRE, RIGID/BUSES	THREE AXLE RIGID	FOUR OR MORE AXLE RIGID	FOUR OR LESS AXLE ARTIC	FIVE AXLE ARTIC	SIX OR MORE AXLE ARTIC	FIVE OR LESS AXLE MULTI-TRAILER ARTIC	SIX AXLE MULTI-TRAILER ARTIC	SEVEN OR MORE AXLE ARTIC
06:00	463	13	336	57	2	0	7	0	3	3	19	23	0	0
07:00	519	10	359	94	3	3	4	0	9	3	15	19	0	0
08:00	263	5	176	56	1	0	1	0	4	2	4	14	0	0
09:00	218	2	114	57	1	6	4	0	6	0	18	10	0	0
10:00	221	1	119	63	2	4	3	0	6	2	4	17	0	0
11:00	237	3	134	63	1	1	2	0	7	0	11	15	0	0
12:00	261	0	171	54	1	2	2	0	6	0	11	14	0	0
13:00	259	2	163	52	1	3	1	0	6	1	17	13	0	0
14:00	243	2	147	57	2	2	2	0	7	0	10	14	0	0
15:00	256	2	154	49	1	3	6	0	9	0	10	22	0	0
16:00	373	3	268	61	1	1	1	0	6	1	13	17	1	0
17:00	314	5	249	37	0	2	1	0	4	0	10	6	0	0
18:00	154	4	108	22	0	1	4	0	3	0	6	6	0	0
19:00	72	1	50	12	0	0	0	0	0	1	2	6	0	0
20:00	75	1	53	13	0	1	1	0	1	1	1	3	0	0
21:00	45	1	38	6	0	0	0	0	0	0	0	0	0	0
22:00	36	0	27	5	0	0	0	0	2	0	1	1	0	0
23:00	14	0	10	1	0	0	0	0	1	0	1	1	0	0
12H,7-19	3318	39	2162	665	14	28	31	0	73	9	129	167	1	0
16H,6-22	3973	55	2639	753	16	29	39	0	77	14	151	199	1	0
18H,6-24	4023	55	2676	759	16	29	39	0	80	14	153	201	1	0
24H,0-24	4549	62	2979	843	18	31	46	0	95	16	194	264	1	0
Thu 08-Jun-23														
00:00	12	0	6	2	0	0	0	0	0	0	0	4	0	0
01:00	17	0	8	5	0	0	0	0	0	0	2	2	0	0
02:00	16	1	9	2	0	0	1	0	0	0	2	1	0	0
03:00	38	1	16	9	0	0	0	0	2	0	4	6	0	0
04:00	128	2	65	26	0	0	3	0	5	0	12	15	0	0
05:00	289	3	186	36	1	1	4	0	11	1	23	23	0	0
06:00	481	14	346	60	2	0	3	0	8	1	27	20	0	0
07:00	517	8	369	89	2	0	8	0	7	1	16	17	0	0
08:00	293	5	183	61	2	3	6	0	5	0	9	19	0	0
09:00	260	0	151	71	1	3	2	0	10	3	8	11	0	0
10:00	220	0	115	69	0	2	3	0	7	0	9	15	0	0
11:00	223	1	133	60	1	1	5	1	5	0	4	12	0	0
12:00	266	1	167	59	3	3	2	0	7	2	9	13	0	0

TIME PERIOD	TOTAL VEHICLES	MOTOR-CYCLES	CARS OR CAR-BASED LGV	LIGHT GOODS VEHICLES	BUSES	TWO AXLE, SIX TYRE, RIGID/BUSES	THREE AXLE RIGID	FOUR OR MORE AXLE RIGID	FOUR OR LESS AXLE ARTIC	FIVE AXLE ARTIC	SIX OR MORE AXLE ARTIC	FIVE OR LESS AXLE MULTI-TRAILER ARTIC	SIX AXLE MULTI-TRAILER ARTIC	SEVEN OR MORE AXLE ARTIC
13:00	236	3	156	46	1	2	5	0	5	0	6	12	0	0
14:00	261	2	166	59	0	3	1	0	5	0	9	16	0	0
15:00	277	1	185	43	4	1	4	1	9	2	9	18	0	0
16:00	328	5	233	51	2	0	3	0	3	1	13	17	0	0
17:00	320	4	247	46	1	0	1	0	3	0	8	10	0	0
18:00	176	2	127	27	0	2	1	0	4	0	4	9	0	0
19:00	100	0	68	21	0	0	1	0	1	0	4	5	0	0
20:00	53	1	40	10	0	0	0	0	0	0	1	1	0	0
21:00	58	0	39	8	0	2	0	0	1	0	3	5	0	0
22:00	41	1	32	4	0	0	0	0	1	0	1	2	0	0
23:00	22	0	16	2	0	0	0	0	2	1	0	1	0	0
12H,7-19	3377	32	2232	681	17	20	41	2	70	9	104	169	0	0
16H,6-22	4069	47	2725	780	19	22	45	2	80	10	139	200	0	0
18H,6-24	4132	48	2773	786	19	22	45	2	83	11	140	203	0	0
24H,0-24	4632	55	3063	866	20	23	53	2	101	12	183	254	0	0
Fri 09-Jun-23														
00:00	14	0	10	1	0	0	0	0	0	0	0	3	0	0
01:00	15	0	8	4	0	0	0	0	0	0	0	3	0	0
02:00	10	1	6	1	0	0	0	0	0	0	1	1	0	0
03:00	24	1	12	4	0	0	0	0	1	0	1	5	0	0
04:00	110	1	47	19	0	0	1	0	5	0	17	20	0	0
05:00	304	5	203	36	2	1	2	0	6	1	20	28	0	0
06:00	446	13	336	55	0	0	4	0	9	1	18	10	0	0
07:00	478	9	364	61	2	1	3	0	9	0	20	9	0	0
08:00	286	4	167	74	0	6	1	1	8	4	9	12	0	0
09:00	231	1	146	51	1	4	3	0	8	0	5	12	0	0
10:00	243	0	147	58	0	3	5	0	6	0	7	17	0	0
11:00	232	1	134	67	0	2	2	0	8	0	10	8	0	0
12:00	251	1	165	55	0	2	1	0	3	2	4	18	0	0
13:00	283	2	185	48	2	3	4	0	8	0	12	19	0	0
14:00	272	6	177	56	2	1	3	0	5	1	6	15	0	0
15:00	238	3	155	35	3	2	1	0	6	0	10	23	0	0
16:00	285	3	211	48	1	0	1	0	7	0	3	11	0	0
17:00	250	1	201	32	1	0	0	0	4	0	1	10	0	0
18:00	240	8	187	26	1	1	2	0	4	1	2	8	0	0
19:00	96	6	73	13	0	0	0	0	0	0	1	3	0	0

TIME PERIOD	TOTAL VEHICLES	MOTOR-CYCLES	CARS OR			TWO AXLE, SIX TYRE, RIGID/BUSES	THREE AXLE RIGID	FOUR OR MORE AXLE RIGID	FOUR OR LESS AXLE ARTIC	FIVE AXLE ARTIC	SIX OR MORE AXLE ARTIC	FIVE OR LESS AXLE MULTI-TRAILER ARTIC	SIX AXLE MULTI-TRAILER ARTIC	SEVEN OR MORE AXLE ARTIC
			CAR-BASED LGV	LIGHT GOODS VEHICLES	BUSES									
20:00	59	0	48	7	0	0	1	0	0	0	2	1	0	0
21:00	46	2	37	2	0	0	0	0	2	0	1	2	0	0
22:00	36	2	30	3	0	0	0	0	1	0	0	0	0	0
23:00	26	2	18	4	0	0	0	0	1	0	1	0	0	0
12H,7-19	3289	39	2239	611	13	25	26	1	76	8	89	162	0	0
16H,6-22	3936	60	2733	688	13	25	31	1	87	9	111	178	0	0
18H,6-24	3998	64	2781	695	13	25	31	1	89	9	112	178	0	0
24H,0-24	4475	72	3067	760	15	26	34	1	101	10	151	238	0	0
Sat 10-Jun-23														
00:00	14	0	9	2	0	0	0	0	0	0	1	2	0	0
01:00	13	0	10	1	0	0	0	0	0	0	0	2	0	0
02:00	8	0	3	1	0	0	0	0	0	0	0	4	0	0
03:00	18	0	9	5	0	0	0	0	0	0	0	4	0	0
04:00	37	1	21	2	0	0	0	0	6	1	2	4	0	0
05:00	156	2	128	15	0	0	0	0	4	0	1	6	0	0
06:00	128	5	96	14	1	1	1	0	1	0	4	5	0	0
07:00	159	4	99	35	4	2	4	0	1	0	1	9	0	0
08:00	114	2	72	26	1	0	1	0	0	0	6	6	0	0
09:00	149	0	104	35	0	1	0	0	2	0	6	1	0	0
10:00	140	2	97	32	0	0	0	0	1	0	4	4	0	0
11:00	139	1	106	19	1	2	1	0	1	0	1	7	0	0
12:00	127	0	89	28	1	1	1	0	1	0	4	2	0	0
13:00	129	1	111	9	1	0	0	0	0	0	1	6	0	0
14:00	99	3	83	9	0	0	1	0	0	0	0	3	0	0
15:00	124	1	99	16	0	0	1	0	0	0	3	4	0	0
16:00	104	0	86	10	0	0	0	0	2	0	1	5	0	0
17:00	126	6	103	13	0	0	0	0	1	0	0	3	0	0
18:00	119	4	98	11	0	0	0	0	1	0	2	3	0	0
19:00	67	1	59	7	0	0	0	0	0	0	0	0	0	0
20:00	41	2	35	4	0	0	0	0	0	0	0	0	0	0
21:00	39	1	34	2	0	1	0	0	0	0	0	1	0	0
22:00	31	1	23	4	0	0	0	0	1	0	2	0	0	0
23:00	13	0	11	0	0	0	2	0	0	0	0	0	0	0
12H,7-19	1529	24	1147	243	8	6	9	0	10	0	29	53	0	0
16H,6-22	1804	33	1371	270	9	8	10	0	11	0	33	59	0	0
18H,6-24	1848	34	1405	274	9	8	12	0	12	0	35	59	0	0

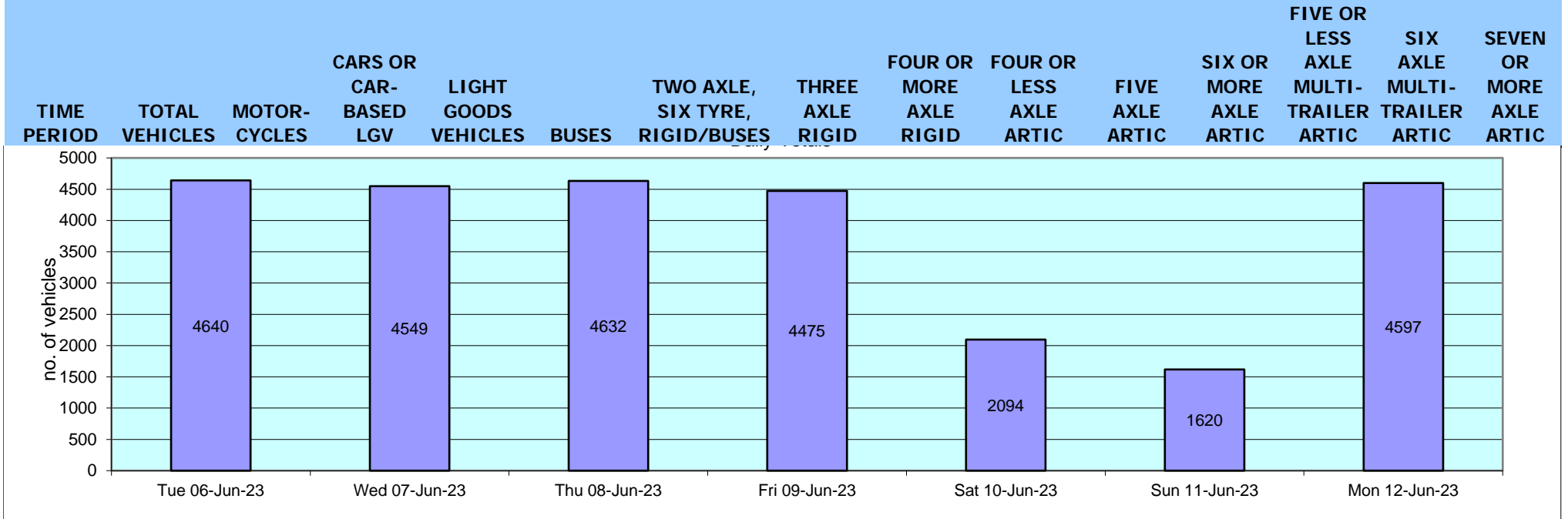
12384 IMMINGHAM Site No: 12384003 Location Site 3 - Manby Rd, Immingham
 Tue 06-Jun-23 to Mon 12-Jun-23 Channel: Northwestbound

TIME PERIOD	TOTAL VEHICLES	MOTOR-CYCLES	CARS OR CAR-BASED LGV	LIGHT GOODS VEHICLES	BUSES	TWO AXLE, SIX TYRE, RIGID/BUSES	THREE AXLE RIGID	FOUR OR MORE AXLE RIGID	FOUR OR LESS AXLE ARTIC	FIVE AXLE ARTIC	SIX OR MORE AXLE ARTIC	FIVE OR LESS AXLE MULTI-TRAILER ARTIC	SIX AXLE MULTI-TRAILER ARTIC	SEVEN OR MORE AXLE ARTIC
24H,0-24	2094	37	1585	300	9	8	12	0	22	1	39	81	0	0
Sun 11-Jun-23														
00:00	15	0	9	2	0	0	0	0	1	0	0	3	0	0
01:00	14	0	9	3	0	0	0	0	0	0	0	2	0	0
02:00	9	0	7	0	0	0	0	0	0	0	0	2	0	0
03:00	12	0	8	0	0	0	1	0	0	0	2	1	0	0
04:00	32	0	19	1	0	1	0	0	7	0	1	3	0	0
05:00	111	2	94	7	0	0	1	0	2	0	1	4	0	0
06:00	111	0	85	17	0	0	0	0	2	2	1	4	0	0
07:00	77	1	55	12	1	0	0	0	2	0	1	5	0	0
08:00	83	1	64	12	1	1	0	0	0	0	1	3	0	0
09:00	63	2	47	7	0	0	0	0	0	0	4	3	0	0
10:00	91	1	58	26	0	0	1	0	1	0	1	3	0	0
11:00	102	3	88	5	0	0	0	0	1	0	3	2	0	0
12:00	130	3	100	21	0	0	1	0	0	0	0	5	0	0
13:00	115	3	89	14	0	0	0	0	2	0	1	6	0	0
14:00	109	3	91	10	0	0	0	0	0	0	1	4	0	0
15:00	92	2	69	10	0	0	1	0	3	0	0	7	0	0
16:00	76	1	64	6	0	0	0	0	2	0	0	3	0	0
17:00	94	4	76	7	0	0	1	0	0	0	3	3	0	0
18:00	107	6	89	12	0	0	0	0	0	0	0	0	0	0
19:00	60	3	45	9	0	0	1	0	1	0	0	1	0	0
20:00	41	0	31	10	0	0	0	0	0	0	0	0	0	0
21:00	33	1	24	7	0	0	0	0	0	0	1	0	0	0
22:00	29	2	24	2	0	0	0	0	0	0	1	0	0	0
23:00	14	0	12	1	0	0	0	0	0	0	1	0	0	0
12H,7-19	1139	30	890	142	2	1	4	0	11	0	15	44	0	0
16H,6-22	1384	34	1075	185	2	1	5	0	14	2	17	49	0	0
18H,6-24	1427	36	1111	188	2	1	5	0	14	2	19	49	0	0
24H,0-24	1620	38	1257	201	2	2	7	0	24	2	23	64	0	0
Mon 12-Jun-23														
00:00	19	0	12	1	0	0	0	0	1	0	2	3	0	0
01:00	15	0	9	2	0	0	0	0	0	0	1	3	0	0
02:00	21	0	11	6	0	0	0	0	0	0	0	4	0	0
03:00	42	0	18	13	0	0	0	0	0	0	5	6	0	0
04:00	136	0	68	34	0	0	1	0	4	0	14	15	0	0

TIME PERIOD	TOTAL VEHICLES	MOTOR-CYCLES	CARS OR		BUSES	TWO AXLE, SIX TYRE, RIGID/BUSES	THREE AXLE RIGID	FOUR OR MORE AXLE RIGID	FOUR OR LESS AXLE ARTIC	FIVE AXLE ARTIC	SIX OR MORE AXLE ARTIC	FIVE OR LESS AXLE MULTI-TRAILER ARTIC	SIX AXLE MULTI-TRAILER ARTIC	SEVEN OR MORE AXLE ARTIC
			CAR-BASED LGV	LIGHT GOODS VEHICLES										
05:00	309	5	198	55	1	2	2	0	7	0	14	25	0	0
06:00	459	12	325	59	0	1	10	0	6	3	23	20	0	0
07:00	461	6	338	73	2	3	6	1	4	1	13	14	0	0
08:00	309	4	202	64	0	3	4	0	7	1	10	14	0	0
09:00	244	2	155	52	2	3	7	0	2	1	5	15	0	0
10:00	213	1	132	52	2	1	4	0	4	2	8	7	0	0
11:00	236	2	139	57	2	3	3	0	5	0	5	20	0	0
12:00	281	5	188	54	3	1	7	1	2	2	8	10	0	0
13:00	287	3	174	65	2	4	4	0	6	0	4	25	0	0
14:00	219	3	143	44	1	2	2	0	7	1	7	9	0	0
15:00	295	4	203	50	0	1	0	0	8	0	7	22	0	0
16:00	319	5	234	37	2	2	2	0	9	0	13	15	0	0
17:00	301	3	250	30	0	0	2	0	3	0	2	11	0	0
18:00	192	1	157	24	0	0	2	0	2	0	2	4	0	0
19:00	79	3	54	12	0	0	0	0	1	0	3	6	0	0
20:00	71	0	55	12	0	0	0	0	1	0	1	2	0	0
21:00	41	2	30	5	0	0	0	0	1	0	2	1	0	0
22:00	31	3	21	3	0	0	0	0	0	0	1	3	0	0
23:00	17	0	9	4	0	0	0	0	0	0	2	2	0	0
12H,7-19	3357	39	2315	602	16	23	43	2	59	8	84	166	0	0
16H,6-22	4007	56	2779	690	16	24	53	2	68	11	113	195	0	0
18H,6-24	4055	59	2809	697	16	24	53	2	68	11	116	200	0	0
24H,0-24	4597	64	3125	808	17	26	56	2	80	11	152	256	0	0
Daily Totals														
Tue 06-Jun-23	4640	52	3103	782	21	25	53	0	98	14	187	305	0	0
Wed 07-Jun-23	4549	62	2979	843	18	31	46	0	95	16	194	264	1	0
Thu 08-Jun-23	4632	55	3063	866	20	23	53	2	101	12	183	254	0	0
Fri 09-Jun-23	4475	72	3067	760	15	26	34	1	101	10	151	238	0	0
Sat 10-Jun-23	2094	37	1585	300	9	8	12	0	22	1	39	81	0	0
Sun 11-Jun-23	1620	38	1257	201	2	2	7	0	24	2	23	64	0	0
Mon 12-Jun-23	4597	64	3125	808	17	26	56	2	80	11	152	256	0	0
Total Vehicles														
[--]	26607	380	18179	4560	102	141	261	5	521	66	929	1462	1	0

Daily Totals

12384 IMMINGHAM Site No: 12384003 Location Site 3 - Manby Rd, Immingham
 Tue 06-Jun-23 to Mon 12-Jun-23 Channel: Northwestbound



12384 IMMINGHAM Site No: 12384003 Location Site 3 - Manby Rd, Immingham
 Tue 06-Jun-23 to Mon 12-Jun-23 Channel: Northwestbound

TIME PERIOD	TOTAL VEHICLES	MOTOR-CYCLES	MOTOR-CYCLES%	CARS	CARS %	LGV	LGV %	HGV	HGV %	BUS	BUS %
Tue 06-Jun-23											
00:00	12	0	0.0	6	50.0	1	8.3	5	41.7	0	0.0
01:00	13	0	0.0	5	38.5	3	23.1	5	38.5	0	0.0
02:00	23	0	0.0	11	47.8	1	4.4	10	43.5	1	4.4
03:00	40	1	2.5	21	52.5	8	20.0	10	25.0	0	0.0
04:00	119	1	0.8	54	45.4	26	21.9	38	31.9	0	0.0
05:00	300	2	0.7	209	69.7	34	11.3	55	18.3	0	0.0
06:00	475	11	2.3	343	72.2	55	11.6	65	13.7	1	0.2
07:00	567	7	1.2	418	73.7	78	13.8	61	10.8	3	0.5
08:00	284	4	1.4	188	66.2	58	20.4	33	11.6	1	0.4
09:00	215	1	0.5	119	55.4	64	29.8	31	14.4	0	0.0
10:00	204	2	1.0	109	53.4	51	25.0	39	19.1	3	1.5
11:00	255	2	0.8	159	62.4	59	23.1	33	12.9	2	0.8
12:00	265	1	0.4	188	70.9	43	16.2	32	12.1	1	0.4
13:00	248	2	0.8	152	61.3	57	23.0	37	14.9	0	0.0
14:00	225	1	0.4	121	53.8	59	26.2	41	18.2	3	1.3
15:00	293	2	0.7	192	65.5	40	13.7	56	19.1	3	1.0
16:00	351	5	1.4	245	69.8	48	13.7	51	14.5	2	0.6
17:00	341	2	0.6	266	78.0	42	12.3	30	8.8	1	0.3
18:00	173	3	1.7	129	74.6	19	11.0	22	12.7	0	0.0
19:00	80	1	1.3	60	75.0	14	17.5	5	6.3	0	0.0
20:00	59	0	0.0	43	72.9	9	15.3	7	11.9	0	0.0
21:00	50	2	4.0	35	70.0	5	10.0	8	16.0	0	0.0
22:00	32	1	3.1	19	59.4	5	15.6	7	21.9	0	0.0
23:00	16	1	6.3	11	68.8	3	18.8	1	6.3	0	0.0
12H,7-19	3421	32	0.9	2286	66.8	618	18.1	466	13.6	19	0.6
16H,6-22	4085	46	1.1	2767	67.7	701	17.2	551	13.5	20	0.5
18H,6-24	4133	48	1.2	2797	67.7	709	17.2	559	13.5	20	0.5
24H,0-24	4640	52	1.1	3103	66.9	782	16.9	682	14.7	21	0.5
Wed 07-Jun-23											
00:00	23	0	0.0	12	52.2	4	17.4	7	30.4	0	0.0
01:00	11	0	0.0	5	45.5	3	27.3	3	27.3	0	0.0
02:00	19	0	0.0	7	36.8	6	31.6	6	31.6	0	0.0
03:00	45	2	4.4	25	55.6	6	13.3	11	24.4	1	2.2
04:00	124	1	0.8	52	41.9	28	22.6	43	34.7	0	0.0
05:00	304	4	1.3	202	66.5	37	12.2	60	19.7	1	0.3

12384 IMMINGHAM Site No: 12384003 Location Site 3 - Manby Rd, Immingham
 Tue 06-Jun-23 to Mon 12-Jun-23 Channel: Northwestbound

TIME PERIOD	TOTAL VEHICLES	MOTOR-CYCLES	MOTOR-CYCLES%	CARS	CARS %	LGV	LGV %	HGV	HGV %	BUS	BUS %
06:00	463	13	2.8	336	72.6	57	12.3	55	11.9	2	0.4
07:00	519	10	1.9	359	69.2	94	18.1	53	10.2	3	0.6
08:00	263	5	1.9	176	66.9	56	21.3	25	9.5	1	0.4
09:00	218	2	0.9	114	52.3	57	26.2	44	20.2	1	0.5
10:00	221	1	0.5	119	53.9	63	28.5	36	16.3	2	0.9
11:00	237	3	1.3	134	56.5	63	26.6	36	15.2	1	0.4
12:00	261	0	0.0	171	65.5	54	20.7	35	13.4	1	0.4
13:00	259	2	0.8	163	62.9	52	20.1	41	15.8	1	0.4
14:00	243	2	0.8	147	60.5	57	23.5	35	14.4	2	0.8
15:00	256	2	0.8	154	60.2	49	19.1	50	19.5	1	0.4
16:00	373	3	0.8	268	71.9	61	16.4	40	10.7	1	0.3
17:00	314	5	1.6	249	79.3	37	11.8	23	7.3	0	0.0
18:00	154	4	2.6	108	70.1	22	14.3	20	13.0	0	0.0
19:00	72	1	1.4	50	69.4	12	16.7	9	12.5	0	0.0
20:00	75	1	1.3	53	70.7	13	17.3	8	10.7	0	0.0
21:00	45	1	2.2	38	84.4	6	13.3	0	0.0	0	0.0
22:00	36	0	0.0	27	75.0	5	13.9	4	11.1	0	0.0
23:00	14	0	0.0	10	71.4	1	7.1	3	21.4	0	0.0
12H,7-19	3318	39	1.2	2162	65.2	665	20.0	438	13.2	14	0.4
16H,6-22	3973	55	1.4	2639	66.4	753	19.0	510	12.8	16	0.4
18H,6-24	4023	55	1.4	2676	66.5	759	18.9	517	12.9	16	0.4
24H,0-24	4549	62	1.4	2979	65.5	843	18.5	647	14.2	18	0.4
Thu 08-Jun-23											
00:00	12	0	0.0	6	50.0	2	16.7	4	33.3	0	0.0
01:00	17	0	0.0	8	47.1	5	29.4	4	23.5	0	0.0
02:00	16	1	6.3	9	56.3	2	12.5	4	25.0	0	0.0
03:00	38	1	2.6	16	42.1	9	23.7	12	31.6	0	0.0
04:00	128	2	1.6	65	50.8	26	20.3	35	27.3	0	0.0
05:00	289	3	1.0	186	64.4	36	12.5	63	21.8	1	0.4
06:00	481	14	2.9	346	71.9	60	12.5	59	12.3	2	0.4
07:00	517	8	1.6	369	71.4	89	17.2	49	9.5	2	0.4
08:00	293	5	1.7	183	62.5	61	20.8	42	14.3	2	0.7
09:00	260	0	0.0	151	58.1	71	27.3	37	14.2	1	0.4
10:00	220	0	0.0	115	52.3	69	31.4	36	16.4	0	0.0
11:00	223	1	0.5	133	59.6	60	26.9	28	12.6	1	0.5
12:00	266	1	0.4	167	62.8	59	22.2	36	13.5	3	1.1

TIME PERIOD	TOTAL VEHICLES	MOTOR-CYCLES	MOTOR-CYCLES%	CARS	CARS %	LGV	LGV %	HGV	HGV %	BUS	BUS %
13:00	236	3	1.3	156	66.1	46	19.5	30	12.7	1	0.4
14:00	261	2	0.8	166	63.6	59	22.6	34	13.0	0	0.0
15:00	277	1	0.4	185	66.8	43	15.5	44	15.9	4	1.4
16:00	328	5	1.5	233	71.0	51	15.6	37	11.3	2	0.6
17:00	320	4	1.3	247	77.2	46	14.4	22	6.9	1	0.3
18:00	176	2	1.1	127	72.2	27	15.3	20	11.4	0	0.0
19:00	100	0	0.0	68	68.0	21	21.0	11	11.0	0	0.0
20:00	53	1	1.9	40	75.5	10	18.9	2	3.8	0	0.0
21:00	58	0	0.0	39	67.2	8	13.8	11	19.0	0	0.0
22:00	41	1	2.4	32	78.1	4	9.8	4	9.8	0	0.0
23:00	22	0	0.0	16	72.7	2	9.1	4	18.2	0	0.0
12H,7-19	3377	32	1.0	2232	66.1	681	20.2	415	12.3	17	0.5
16H,6-22	4069	47	1.2	2725	67.0	780	19.2	498	12.2	19	0.5
18H,6-24	4132	48	1.2	2773	67.1	786	19.0	506	12.3	19	0.5
24H,0-24	4632	55	1.2	3063	66.1	866	18.7	628	13.6	20	0.4
Fri 09-Jun-23											
00:00	14	0	0.0	10	71.4	1	7.1	3	21.4	0	0.0
01:00	15	0	0.0	8	53.3	4	26.7	3	20.0	0	0.0
02:00	10	1	10.0	6	60.0	1	10.0	2	20.0	0	0.0
03:00	24	1	4.2	12	50.0	4	16.7	7	29.2	0	0.0
04:00	110	1	0.9	47	42.7	19	17.3	43	39.1	0	0.0
05:00	304	5	1.6	203	66.8	36	11.8	58	19.1	2	0.7
06:00	446	13	2.9	336	75.3	55	12.3	42	9.4	0	0.0
07:00	478	9	1.9	364	76.2	61	12.8	42	8.8	2	0.4
08:00	286	4	1.4	167	58.4	74	25.9	41	14.3	0	0.0
09:00	231	1	0.4	146	63.2	51	22.1	32	13.9	1	0.4
10:00	243	0	0.0	147	60.5	58	23.9	38	15.6	0	0.0
11:00	232	1	0.4	134	57.8	67	28.9	30	12.9	0	0.0
12:00	251	1	0.4	165	65.7	55	21.9	30	12.0	0	0.0
13:00	283	2	0.7	185	65.4	48	17.0	46	16.3	2	0.7
14:00	272	6	2.2	177	65.1	56	20.6	31	11.4	2	0.7
15:00	238	3	1.3	155	65.1	35	14.7	42	17.7	3	1.3
16:00	285	3	1.1	211	74.0	48	16.8	22	7.7	1	0.4
17:00	250	1	0.4	201	80.4	32	12.8	15	6.0	1	0.4
18:00	240	8	3.3	187	77.9	26	10.8	18	7.5	1	0.4
19:00	96	6	6.3	73	76.0	13	13.5	4	4.2	0	0.0

12384 IMMINGHAM Site No: 12384003 Location Site 3 - Manby Rd, Immingham
 Tue 06-Jun-23 to Mon 12-Jun-23 Channel: Northwestbound

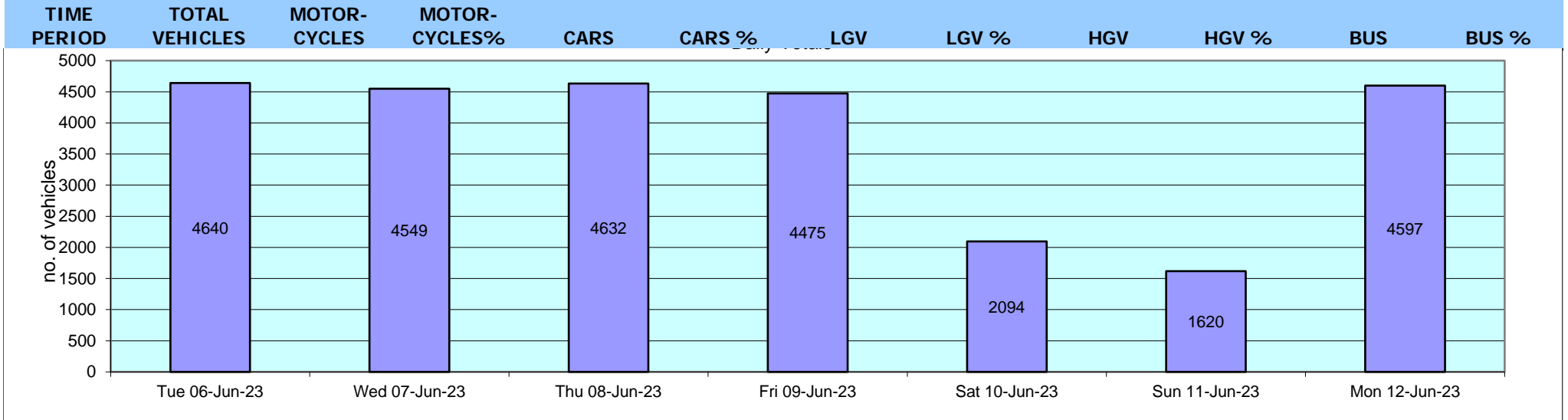
TIME PERIOD	TOTAL VEHICLES	MOTOR-CYCLES	MOTOR-CYCLES%	CARS	CARS %	LGV	LGV %	HGV	HGV %	BUS	BUS %
20:00	59	0	0.0	48	81.4	7	11.9	4	6.8	0	0.0
21:00	46	2	4.4	37	80.4	2	4.4	5	10.9	0	0.0
22:00	36	2	5.6	30	83.3	3	8.3	1	2.8	0	0.0
23:00	26	2	7.7	18	69.2	4	15.4	2	7.7	0	0.0
12H,7-19	3289	39	1.2	2239	68.1	611	18.6	387	11.8	13	0.4
16H,6-22	3936	60	1.5	2733	69.4	688	17.5	442	11.2	13	0.3
18H,6-24	3998	64	1.6	2781	69.6	695	17.4	445	11.1	13	0.3
24H,0-24	4475	72	1.6	3067	68.5	760	17.0	561	12.5	15	0.3
Sat 10-Jun-23											
00:00	14	0	0.0	9	64.3	2	14.3	3	21.4	0	0.0
01:00	13	0	0.0	10	76.9	1	7.7	2	15.4	0	0.0
02:00	8	0	0.0	3	37.5	1	12.5	4	50.0	0	0.0
03:00	18	0	0.0	9	50.0	5	27.8	4	22.2	0	0.0
04:00	37	1	2.7	21	56.8	2	5.4	13	35.1	0	0.0
05:00	156	2	1.3	128	82.1	15	9.6	11	7.1	0	0.0
06:00	128	5	3.9	96	75.0	14	10.9	12	9.4	1	0.8
07:00	159	4	2.5	99	62.3	35	22.0	17	10.7	4	2.5
08:00	114	2	1.8	72	63.2	26	22.8	13	11.4	1	0.9
09:00	149	0	0.0	104	69.8	35	23.5	10	6.7	0	0.0
10:00	140	2	1.4	97	69.3	32	22.9	9	6.4	0	0.0
11:00	139	1	0.7	106	76.3	19	13.7	12	8.6	1	0.7
12:00	127	0	0.0	89	70.1	28	22.1	9	7.1	1	0.8
13:00	129	1	0.8	111	86.1	9	7.0	7	5.4	1	0.8
14:00	99	3	3.0	83	83.8	9	9.1	4	4.0	0	0.0
15:00	124	1	0.8	99	79.8	16	12.9	8	6.5	0	0.0
16:00	104	0	0.0	86	82.7	10	9.6	8	7.7	0	0.0
17:00	126	6	4.8	103	81.8	13	10.3	4	3.2	0	0.0
18:00	119	4	3.4	98	82.4	11	9.2	6	5.0	0	0.0
19:00	67	1	1.5	59	88.1	7	10.5	0	0.0	0	0.0
20:00	41	2	4.9	35	85.4	4	9.8	0	0.0	0	0.0
21:00	39	1	2.6	34	87.2	2	5.1	2	5.1	0	0.0
22:00	31	1	3.2	23	74.2	4	12.9	3	9.7	0	0.0
23:00	13	0	0.0	11	84.6	0	0.0	2	15.4	0	0.0
12H,7-19	1529	24	1.6	1147	75.0	243	15.9	107	7.0	8	0.5
16H,6-22	1804	33	1.8	1371	76.0	270	15.0	121	6.7	9	0.5
18H,6-24	1848	34	1.8	1405	76.0	274	14.8	126	6.8	9	0.5

12384 IMMINGHAM Site No: 12384003 Location Site 3 - Manby Rd, Immingham
 Tue 06-Jun-23 to Mon 12-Jun-23 Channel: Northwestbound

TIME PERIOD	TOTAL VEHICLES	MOTOR-CYCLES	MOTOR-CYCLES%	CARS	CARS %	LGV	LGV %	HGV	HGV %	BUS	BUS %
24H,0-24	2094	37	1.8	1585	75.7	300	14.3	163	7.8	9	0.4
Sun 11-Jun-23											
00:00	15	0	0.0	9	60.0	2	13.3	4	26.7	0	0.0
01:00	14	0	0.0	9	64.3	3	21.4	2	14.3	0	0.0
02:00	9	0	0.0	7	77.8	0	0.0	2	22.2	0	0.0
03:00	12	0	0.0	8	66.7	0	0.0	4	33.3	0	0.0
04:00	32	0	0.0	19	59.4	1	3.1	12	37.5	0	0.0
05:00	111	2	1.8	94	84.7	7	6.3	8	7.2	0	0.0
06:00	111	0	0.0	85	76.6	17	15.3	9	8.1	0	0.0
07:00	77	1	1.3	55	71.4	12	15.6	8	10.4	1	1.3
08:00	83	1	1.2	64	77.1	12	14.5	5	6.0	1	1.2
09:00	63	2	3.2	47	74.6	7	11.1	7	11.1	0	0.0
10:00	91	1	1.1	58	63.7	26	28.6	6	6.6	0	0.0
11:00	102	3	2.9	88	86.3	5	4.9	6	5.9	0	0.0
12:00	130	3	2.3	100	76.9	21	16.2	6	4.6	0	0.0
13:00	115	3	2.6	89	77.4	14	12.2	9	7.8	0	0.0
14:00	109	3	2.8	91	83.5	10	9.2	5	4.6	0	0.0
15:00	92	2	2.2	69	75.0	10	10.9	11	12.0	0	0.0
16:00	76	1	1.3	64	84.2	6	7.9	5	6.6	0	0.0
17:00	94	4	4.3	76	80.9	7	7.5	7	7.5	0	0.0
18:00	107	6	5.6	89	83.2	12	11.2	0	0.0	0	0.0
19:00	60	3	5.0	45	75.0	9	15.0	3	5.0	0	0.0
20:00	41	0	0.0	31	75.6	10	24.4	0	0.0	0	0.0
21:00	33	1	3.0	24	72.7	7	21.2	1	3.0	0	0.0
22:00	29	2	6.9	24	82.8	2	6.9	1	3.5	0	0.0
23:00	14	0	0.0	12	85.7	1	7.1	1	7.1	0	0.0
12H,7-19	1139	30	2.6	890	78.1	142	12.5	75	6.6	2	0.2
16H,6-22	1384	34	2.5	1075	77.7	185	13.4	88	6.4	2	0.1
18H,6-24	1427	36	2.5	1111	77.9	188	13.2	90	6.3	2	0.1
24H,0-24	1620	38	2.4	1257	77.6	201	12.4	122	7.5	2	0.1
Mon 12-Jun-23											
00:00	19	0	0.0	12	63.2	1	5.3	6	31.6	0	0.0
01:00	15	0	0.0	9	60.0	2	13.3	4	26.7	0	0.0
02:00	21	0	0.0	11	52.4	6	28.6	4	19.1	0	0.0
03:00	42	0	0.0	18	42.9	13	31.0	11	26.2	0	0.0
04:00	136	0	0.0	68	50.0	34	25.0	34	25.0	0	0.0

TIME PERIOD	TOTAL VEHICLES	MOTOR-CYCLES	MOTOR-CYCLES%	CARS	CARS %	LGV	LGV %	HGV	HGV %	BUS	BUS %
05:00	309	5	1.6	198	64.1	55	17.8	50	16.2	1	0.3
06:00	459	12	2.6	325	70.8	59	12.9	63	13.7	0	0.0
07:00	461	6	1.3	338	73.3	73	15.8	42	9.1	2	0.4
08:00	309	4	1.3	202	65.4	64	20.7	39	12.6	0	0.0
09:00	244	2	0.8	155	63.5	52	21.3	33	13.5	2	0.8
10:00	213	1	0.5	132	62.0	52	24.4	26	12.2	2	0.9
11:00	236	2	0.9	139	58.9	57	24.2	36	15.3	2	0.9
12:00	281	5	1.8	188	66.9	54	19.2	31	11.0	3	1.1
13:00	287	3	1.1	174	60.6	65	22.7	43	15.0	2	0.7
14:00	219	3	1.4	143	65.3	44	20.1	28	12.8	1	0.5
15:00	295	4	1.4	203	68.8	50	17.0	38	12.9	0	0.0
16:00	319	5	1.6	234	73.4	37	11.6	41	12.9	2	0.6
17:00	301	3	1.0	250	83.1	30	10.0	18	6.0	0	0.0
18:00	192	1	0.5	157	81.8	24	12.5	10	5.2	0	0.0
19:00	79	3	3.8	54	68.4	12	15.2	10	12.7	0	0.0
20:00	71	0	0.0	55	77.5	12	16.9	4	5.6	0	0.0
21:00	41	2	4.9	30	73.2	5	12.2	4	9.8	0	0.0
22:00	31	3	9.7	21	67.7	3	9.7	4	12.9	0	0.0
23:00	17	0	0.0	9	52.9	4	23.5	4	23.5	0	0.0
12H,7-19	3357	39	1.2	2315	69.0	602	17.9	385	11.5	16	0.5
16H,6-22	4007	56	1.4	2779	69.4	690	17.2	466	11.6	16	0.4
18H,6-24	4055	59	1.5	2809	69.3	697	17.2	474	11.7	16	0.4
24H,0-24	4597	64	1.4	3125	68.0	808	17.6	583	12.7	17	0.4
Daily Totals											
Tue 06-Jun-23	4640	52	1.1	3103	66.9	782	16.9	682	14.7	21	0.5
Wed 07-Jun-23	4549	62	1.4	2979	65.5	843	18.5	647	14.2	18	0.4
Thu 08-Jun-23	4632	55	1.2	3063	66.1	866	18.7	628	13.6	20	0.4
Fri 09-Jun-23	4475	72	1.6	3067	68.5	760	17.0	561	12.5	15	0.3
Sat 10-Jun-23	2094	37	1.8	1585	75.7	300	14.3	163	7.8	9	0.4
Sun 11-Jun-23	1620	38	2.4	1257	77.6	201	12.4	122	7.5	2	0.1
Mon 12-Jun-23	4597	64	1.4	3125	68.0	808	17.6	583	12.7	17	0.4
Total Vehicles											
[--]	26607	380	1.5	18179	69.8	4560	16.5	3386	11.9	102	0.4

Daily Totals



12384 IMMINGHAM Site No: 12384003 Location Site 3 - Manby Rd, Immingham
 Tue 06-Jun-23 to Mon 12-Jun-23 Channel: Northwestbound

Time Period	Total Vehicles	85%ile Speed	Mean Speed	Stand Dev.	<11Mph	11-<16	16-<21	21-<26	26-<31	31-<36	36-<41	41-<46	46-<51	51-<56	56-<61	=>61
-------------	----------------	--------------	------------	------------	--------	--------	--------	--------	--------	--------	--------	--------	--------	--------	--------	------

Tue 06-Jun-23																
00:00	12	48.1	41.8	7.6	0	0	0	1	0	1	2	4	4	0	0	0
01:00	13	53.8	45	10.6	0	0	1	0	0	0	1	6	3	0	1	1
02:00	23	51.1	45.2	7.1	0	0	0	0	0	2	5	5	7	2	2	0
03:00	40	53.5	41.9	10.4	0	1	0	0	3	7	9	10	1	5	2	2
04:00	119	49.7	42.4	7.5	0	0	1	0	7	12	28	38	20	10	1	2
05:00	300	50.6	43.3	7.4	1	0	0	1	11	27	70	85	65	32	4	4
06:00	475	51.1	43.8	7.8	0	4	1	6	5	48	88	136	114	56	14	3
07:00	567	50.7	43.7	7	0	0	0	2	15	60	113	164	137	58	16	2
08:00	284	50.9	43.2	7.2	0	0	0	1	11	29	68	80	53	35	5	2
09:00	215	49.5	42.5	6.6	0	0	0	1	5	22	64	66	35	16	6	0
10:00	204	49.1	42.7	6.3	0	0	0	2	2	19	55	73	35	15	2	1
11:00	255	48.2	41.8	6.8	0	0	0	3	11	27	67	91	39	11	4	2
12:00	265	52.1	44.7	7.1	0	0	1	0	1	23	53	82	58	30	15	2
13:00	248	50.4	43.6	7.3	0	1	1	0	2	27	54	81	50	16	14	2
14:00	225	49.3	42.8	6.5	0	0	0	1	7	14	65	79	38	15	5	1
15:00	293	49.5	42.5	6.9	0	1	0	2	4	37	78	92	49	22	8	0
16:00	351	49.6	43	6.4	0	0	0	0	5	38	91	112	72	24	8	1
17:00	341	51.5	45.1	7	0	1	0	0	0	26	69	92	98	35	15	5
18:00	173	53.6	45.1	8.1	0	0	0	0	8	12	30	48	37	22	11	5
19:00	80	54.5	45.8	7.6	0	0	0	0	0	7	16	21	15	12	8	1
20:00	59	52.7	42.9	10.1	0	0	1	1	7	7	5	14	12	8	2	2
21:00	50	57.7	47.3	9.2	0	0	0	0	0	6	8	10	8	8	6	4
22:00	32	53.6	43.5	9.3	0	0	0	0	4	2	7	8	2	7	1	1
23:00	16	56.2	46.3	9.6	0	0	0	0	1	1	4	1	3	3	3	0
12H,7-19	3421	50.4	43.4	7	0	3	2	12	71	334	807	1060	701	299	109	23
16H,6-22	4085	50.7	43.6	7.2	0	7	4	19	83	402	924	1241	850	383	139	33
18H,6-24	4133	50.7	43.6	7.2	0	7	4	19	88	405	935	1250	855	393	143	34
24H,0-24	4640	50.7	43.5	7.3	1	8	6	21	109	454	1050	1398	955	442	153	43

Wed 07-Jun-23																
00:00	23	56.3	45.9	11.3	0	0	0	2	1	1	1	6	6	2	1	3
01:00	11	50.3	44	8.9	0	0	0	0	1	1	2	2	3	1	1	0
02:00	19	44.7	39.8	5.9	0	0	0	0	1	3	8	5	1	1	0	0
03:00	45	50.6	44.2	8.9	0	1	0	1	1	1	8	16	10	3	3	1
04:00	124	51.5	42.8	8.8	0	1	0	1	4	19	31	29	19	10	6	4
05:00	304	51.3	43.5	7.7	0	1	2	1	7	34	66	84	61	34	13	1
06:00	463	51.6	44.1	7.6	0	5	0	2	3	34	113	120	110	54	19	3
07:00	519	52.4	44.7	7.8	0	2	3	3	11	36	96	131	139	71	22	5
08:00	263	52.5	43.8	8.3	2	0	0	2	7	21	65	69	47	33	13	4

Time Period	Total Vehicles	85%ile Speed	Mean Speed	Stand Dev.	<11Mph	11-<16	16-<21	21-<26	26-<31	31-<36	36-<41	41-<46	46-<51	51-<56	56-<61	=>61
09:00	218	49.3	42.1	7.6	1	0	1	2	3	26	70	58	36	11	7	3
10:00	221	48.8	42.1	6.6	0	0	0	3	3	31	57	67	47	7	6	0
11:00	237	49.5	42.1	7.4	0	0	0	5	8	28	65	68	39	15	7	2
12:00	261	50.5	43.7	6.5	0	0	0	0	4	19	71	82	50	29	3	3
13:00	259	49	41.7	7.2	0	0	4	0	8	36	67	81	40	18	4	1
14:00	243	50.2	42.8	7.3	0	0	0	1	6	26	73	71	35	17	10	4
15:00	256	49.8	42.8	7.2	0	1	0	1	8	30	62	69	60	19	4	2
16:00	373	50.3	42.9	7.5	0	0	1	3	17	43	81	95	89	34	7	3
17:00	314	52.7	45.9	6.9	0	1	0	0	0	15	48	108	84	31	19	8
18:00	154	53.7	45.8	7.7	0	0	0	0	4	12	20	44	36	27	6	5
19:00	72	53.4	45.2	7.6	0	0	0	0	1	5	19	13	17	12	4	1
20:00	75	52.9	44.2	8.5	0	0	0	2	3	5	16	17	16	11	4	1
21:00	45	57.5	48.1	8.5	0	0	0	1	0	1	6	10	13	5	6	3
22:00	36	54.1	46.3	8.2	0	0	0	0	1	4	4	7	8	10	1	1
23:00	14	49.5	42.4	7.5	0	0	0	0	1	2	2	5	2	2	0	0
12H,7-19	3318	50.7	43.5	7.5	3	4	9	20	79	323	775	943	702	312	108	40
16H,6-22	3973	50.9	43.6	7.6	3	9	9	25	86	368	929	1103	858	394	141	48
18H,6-24	4023	51	43.7	7.6	3	9	9	25	88	374	935	1115	868	406	142	49
24H,0-24	4549	51	43.6	7.6	3	12	11	30	103	433	1051	1257	968	457	166	58
Thu 08-Jun-23																
00:00	12	54.5	47.7	8	0	0	0	0	0	0	3	2	4	1	1	1
01:00	17	53.4	46.4	8.8	0	0	0	0	0	1	5	2	5	2	0	2
02:00	16	48.8	42.9	8.8	0	0	0	0	0	4	3	5	2	0	1	1
03:00	38	53.3	44.4	8.2	0	0	0	0	0	6	8	10	6	4	3	1
04:00	128	52.4	43	8.8	0	1	1	2	8	8	32	31	20	19	5	1
05:00	289	50.4	43.6	7.9	0	1	2	0	4	40	56	75	76	19	8	8
06:00	481	51	44.4	7.5	0	4	2	3	7	28	95	133	136	54	16	3
07:00	517	49.3	42.6	7.3	0	1	1	5	29	39	110	187	102	23	14	6
08:00	293	50.8	43	7.2	0	0	0	1	14	26	74	84	52	35	6	1
09:00	260	49.3	42.3	7.2	0	0	0	5	6	30	67	86	40	17	7	2
10:00	220	48.7	41.7	6.9	0	0	0	4	5	36	51	70	38	12	3	1
11:00	223	49.9	42.9	7.2	0	0	0	3	9	17	58	64	49	17	4	2
12:00	266	49.6	43	6.8	0	0	0	4	8	17	68	90	53	17	9	0
13:00	236	50.2	43.5	7.4	0	1	0	3	9	6	65	75	49	17	7	4
14:00	261	48.9	42	6.5	0	0	0	1	8	35	68	83	45	19	2	0
15:00	277	51.6	43.9	7.6	0	0	0	1	10	21	74	66	59	31	10	5
16:00	328	50	43.1	7.7	0	0	3	5	9	28	78	90	81	20	10	4
17:00	320	52.6	45	7.5	0	1	0	0	4	26	63	85	78	44	12	7
18:00	176	51	44.7	7	0	0	0	0	5	9	30	67	38	18	4	5

12384 IMMINGHAM Site No: 12384003 Location Site 3 - Manby Rd, Immingham
 Tue 06-Jun-23 to Mon 12-Jun-23 Channel: Northwestbound

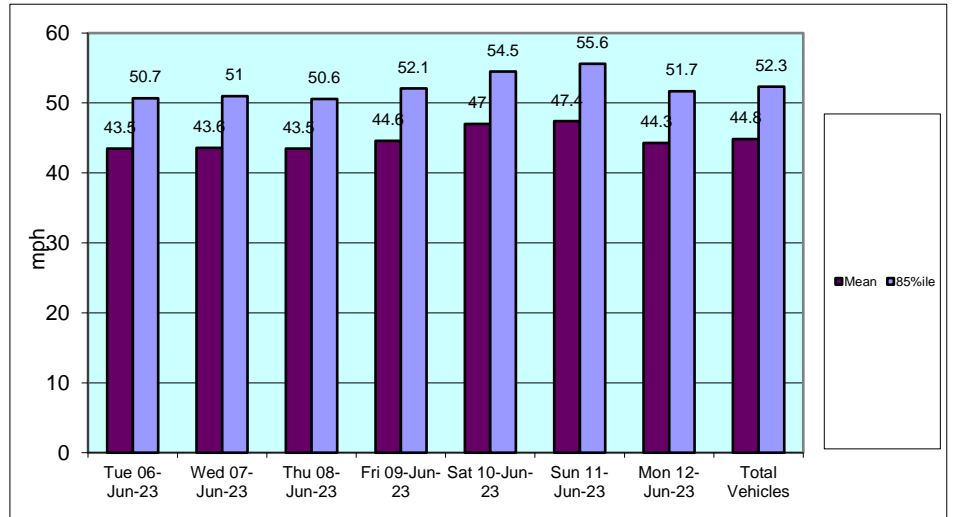
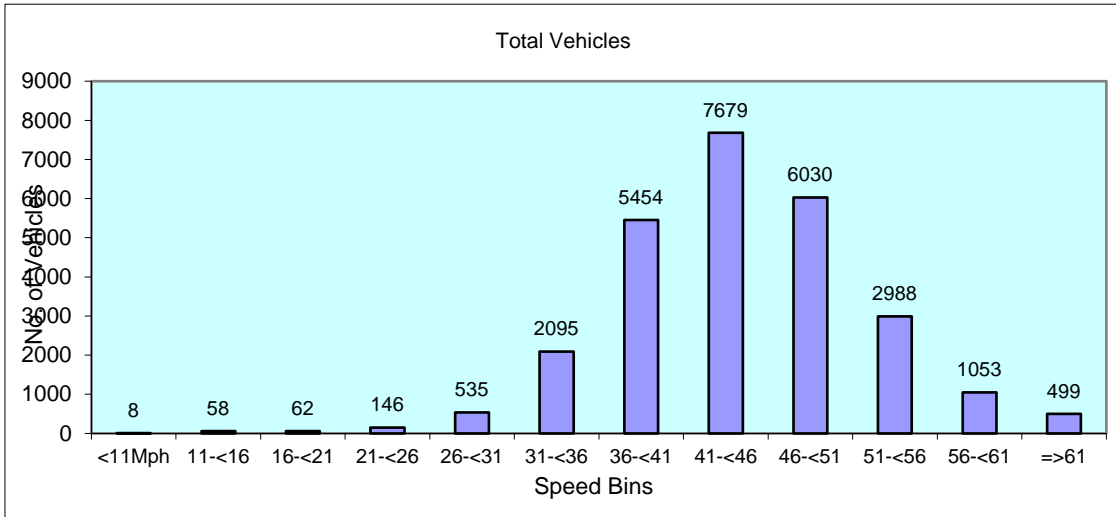
Time Period	Total Vehicles	85%ile Speed	Mean Speed	Stand Dev.	<11Mph	11-<16	16-<21	21-<26	26-<31	31-<36	36-<41	41-<46	46-<51	51-<56	56-<61	=>61
19:00	100	54.9	45.5	8.7	0	0	0	0	2	13	13	31	17	11	6	7
20:00	53	55.3	47	10	0	0	2	0	1	3	3	16	10	10	3	5
21:00	58	58.3	46.8	10.4	0	1	0	0	2	3	11	11	11	8	4	7
22:00	41	56.4	46.8	8.7	0	0	0	0	0	4	8	7	11	4	4	3
23:00	22	54.2	46	8.9	0	0	0	1	0	1	3	7	3	5	1	1
12H,7-19	3377	50.2	43.1	7.3	0	3	4	32	116	290	806	1047	684	270	88	37
16H,6-22	4069	50.5	43.4	7.5	0	8	8	35	128	337	928	1238	858	353	117	59
18H,6-24	4132	50.6	43.5	7.5	0	8	8	36	128	342	939	1252	872	362	122	63
24H,0-24	4632	50.6	43.5	7.6	0	10	11	38	140	401	1046	1377	985	407	140	77
Fri 09-Jun-23																
00:00	14	59.5	49.6	8.7	0	0	0	0	0	0	2	4	3	1	2	2
01:00	15	49.1	43.2	6	0	0	0	0	0	1	5	5	2	2	0	0
02:00	10	51	45	6.8	0	0	0	0	0	0	3	4	1	1	1	0
03:00	24	50.1	42	9	0	1	0	0	0	4	5	5	6	3	0	0
04:00	110	51.5	42.5	8.9	0	1	0	1	6	13	29	28	14	11	2	5
05:00	304	50.5	43.6	7.2	0	1	1	1	3	30	72	88	69	30	4	5
06:00	446	51.8	44.1	7.8	0	1	4	3	9	48	69	125	109	63	12	3
07:00	478	52	44.6	7.8	0	2	1	2	12	41	77	136	124	56	18	9
08:00	286	52	44.2	7.2	0	0	0	1	4	24	71	80	55	37	11	3
09:00	231	50.3	43.9	6.6	0	0	1	0	2	18	56	70	57	20	5	2
10:00	243	50.6	43.5	7.1	0	0	0	2	5	28	45	80	50	26	5	2
11:00	232	51.1	44.3	6.9	0	0	0	0	3	19	50	78	46	25	7	4
12:00	251	50.6	43.7	6.6	0	0	0	0	1	20	75	73	48	25	6	3
13:00	283	50.7	44.2	6.7	0	0	0	0	6	13	77	80	68	26	10	3
14:00	272	51.5	44.6	7.1	0	0	0	2	6	11	55	104	50	28	9	7
15:00	238	50.8	44.2	6.8	0	0	0	0	2	18	59	74	51	22	8	4
16:00	285	53	45.6	7.3	0	0	1	0	8	13	43	83	78	39	17	3
17:00	250	54	46.9	7.2	0	0	0	1	2	12	31	65	70	51	10	8
18:00	240	53.6	46.4	7.3	0	1	0	0	2	10	38	59	76	34	13	7
19:00	96	57.1	47.9	9.3	0	1	0	0	2	3	15	18	23	18	5	11
20:00	59	55.3	47.5	7.9	0	0	0	0	0	4	8	13	17	9	4	4
21:00	46	51.6	44.3	7.7	0	0	0	0	2	6	5	14	11	5	3	0
22:00	36	56.1	49.3	7.6	0	0	0	0	0	2	3	5	11	9	4	2
23:00	26	55	48.1	8.2	0	0	0	0	1	2	1	4	8	7	2	1
12H,7-19	3289	51.9	44.7	7.2	0	3	3	8	53	227	677	982	773	389	119	55
16H,6-22	3936	52.1	44.7	7.3	0	5	7	11	66	288	774	1152	933	484	143	73
18H,6-24	3998	52.2	44.8	7.4	0	5	7	11	67	292	778	1161	952	500	149	76
24H,0-24	4475	52.1	44.6	7.4	0	8	8	13	76	340	894	1295	1047	548	158	88

Sat 10-Jun-23


Time Period	Total Vehicles	85%ile Speed	Mean Speed	Stand Dev.	<11Mph	11-<16	16-<21	21-<26	26-<31	31-<36	36-<41	41-<46	46-<51	51-<56	56-<61	=>61
00:00	14	54.5	46	11.1	0	0	0	1	0	1	3	1	4	2	0	2
01:00	13	50.2	47.3	5.2	0	0	0	0	0	0	2	1	9	0	1	0
02:00	8	-	42.3	7.5	0	0	0	0	0	2	2	1	2	1	0	0
03:00	18	50.5	43.8	6.9	0	0	0	0	0	2	4	7	2	2	1	0
04:00	37	53.5	45	9.2	0	1	0	0	0	4	6	8	7	10	0	1
05:00	156	55	48.6	6.5	0	0	0	1	0	0	14	39	51	34	11	6
06:00	128	54.9	47.5	7.7	0	0	1	0	2	5	12	30	41	22	10	5
07:00	159	53.6	46.4	7	0	0	0	1	0	4	29	45	44	22	10	4
08:00	114	52.7	45.3	8	0	1	0	0	1	8	24	24	35	10	8	3
09:00	149	53.8	46.3	7.4	0	0	0	1	1	5	27	42	40	18	9	6
10:00	140	52.9	45.6	7.3	0	0	0	0	2	7	28	39	34	22	2	6
11:00	139	52.2	46.1	6.3	0	0	0	0	1	4	24	38	46	19	6	1
12:00	127	54	46	7.3	0	0	0	0	2	4	27	35	27	21	8	3
13:00	129	55.4	48.5	6.5	0	0	0	0	0	1	9	42	35	25	12	5
14:00	99	55.6	47.8	7.7	0	0	0	0	0	1	21	21	24	18	7	7
15:00	124	52.9	46.4	7	0	1	0	0	1	7	7	41	41	18	7	1
16:00	104	55.5	47.6	7.1	0	0	0	0	0	1	16	30	30	12	10	5
17:00	126	55.4	48.5	7.2	0	0	0	2	0	0	9	38	32	29	10	6
18:00	119	56.8	47.9	8.4	0	0	0	1	2	5	15	24	34	18	11	9
19:00	67	53.3	47.8	5.4	0	0	0	0	0	0	6	19	25	14	2	1
20:00	41	54.1	46.1	8.9	0	1	0	0	0	3	4	12	10	7	3	1
21:00	39	54.7	46.2	9.3	0	1	0	0	0	1	7	12	8	5	2	3
22:00	31	57.9	48.7	8.5	0	0	0	0	0	2	4	7	5	6	5	2
23:00	13	59.2	49.7	11.1	0	0	0	0	2	0	0	1	4	1	4	1
12H,7-19	1529	54.4	46.8	7.3	0	2	0	5	10	47	236	419	422	232	100	56
16H,6-22	1804	54.4	46.9	7.4	0	4	1	5	12	56	265	492	506	280	117	66
18H,6-24	1848	54.6	46.9	7.4	0	4	1	5	14	58	269	500	515	287	126	69
24H,0-24	2094	54.5	47	7.4	0	5	1	7	14	67	300	557	590	336	139	78
Sun 11-Jun-23																
00:00	15	48.8	43.2	5.7	0	0	0	0	0	1	5	4	4	1	0	0
01:00	14	53.3	46	8.1	0	0	0	0	0	0	6	1	3	3	0	1
02:00	9	-	45.2	5.2	0	0	0	0	0	0	2	3	3	1	0	0
03:00	12	52.8	46.8	8.2	0	0	0	0	0	1	2	2	4	2	0	1
04:00	32	55.1	47.1	7.8	0	0	0	0	0	1	8	6	6	7	3	1
05:00	111	55.7	48	8.2	0	0	0	1	4	3	7	26	33	21	9	7
06:00	111	57.5	48.8	7.7	0	0	0	0	0	6	8	28	29	18	16	6
07:00	77	54.5	46.5	7.8	0	0	0	0	1	4	13	21	19	10	5	4
08:00	83	58	48.4	8.6	0	0	0	0	3	1	13	18	14	15	15	4
09:00	63	50.5	45	7.5	0	0	0	2	0	3	9	21	20	4	2	2

Time Period	Total Vehicles	85%ile Speed	Mean Speed	Stand Dev.	<11Mph	11-<16	16-<21	21-<26	26-<31	31-<36	36-<41	41-<46	46-<51	51-<56	56-<61	=>61
10:00	91	52.1	45.7	6.7	0	0	0	1	0	4	15	26	28	13	3	1
11:00	102	53.6	46.3	7.6	0	1	0	0	1	6	14	21	33	20	5	1
12:00	130	54.8	46.4	7.4	0	0	0	0	1	6	20	46	22	20	11	4
13:00	115	52.1	46.2	6.2	0	0	0	0	0	4	15	42	33	15	3	3
14:00	109	55.2	48.3	6.9	0	0	0	0	0	1	12	35	23	25	7	6
15:00	92	52.4	46.2	6.9	0	0	0	0	0	2	23	19	31	10	3	4
16:00	76	57.6	47.6	8.6	0	0	0	1	1	4	7	22	18	8	10	5
17:00	94	58.5	49	9.2	0	0	1	1	1	5	6	17	23	20	11	9
18:00	107	57.9	49.3	8.1	0	1	0	0	1	0	7	29	27	20	14	8
19:00	60	57.1	46.9	11.2	1	2	0	0	0	0	11	14	8	13	7	4
20:00	41	55.7	49.1	7.3	0	0	0	0	0	1	5	8	9	12	4	2
21:00	33	-	51.1	9.4	0	0	0	1	0	0	2	7	7	5	5	6
22:00	29	52.9	44.2	8.8	0	0	0	0	1	4	5	10	3	3	1	2
23:00	14	-	53.9	9	0	0	0	0	0	0	1	2	3	2	1	5
12H,7-19	1139	55.1	47.1	7.7	0	2	1	5	9	40	154	317	291	180	89	51
16H,6-22	1384	55.6	47.4	7.9	1	4	1	6	9	47	180	374	344	228	121	69
18H,6-24	1427	55.7	47.4	8	1	4	1	6	10	51	186	386	350	233	123	76
24H,0-24	1620	55.6	47.4	8	1	4	1	7	14	57	216	428	403	268	135	86
Mon 12-Jun-23																
00:00	19	50.4	41.4	8	0	0	0	0	3	0	7	4	2	3	0	0
01:00	15	52.3	46.5	8.7	0	0	0	0	1	0	3	2	6	1	1	1
02:00	21	54.4	45.2	8.4	0	0	0	0	0	3	5	3	5	2	3	0
03:00	42	51.8	43	8	0	0	0	1	1	6	11	5	10	8	0	0
04:00	136	49.2	42.1	7.7	0	0	0	3	2	22	34	38	25	6	2	4
05:00	309	52.1	44.2	7.8	0	1	1	8	2	20	62	94	65	42	11	3
06:00	459	51.9	44.4	7.9	1	2	2	0	17	33	76	133	115	59	15	6
07:00	461	52.1	45	7.3	0	2	1	3	5	34	68	135	129	64	17	3
08:00	309	50.9	44.6	7.1	0	0	0	2	4	20	66	93	79	27	12	6
09:00	244	49.6	43.5	6.3	0	0	0	0	1	23	60	83	56	14	2	5
10:00	213	49.7	42.7	6.7	0	0	0	0	5	23	64	58	41	17	3	2
11:00	236	50.4	43.5	7.7	0	0	4	2	2	22	45	85	46	19	6	5
12:00	281	53.2	43.6	10	0	4	14	3	3	11	60	68	59	37	19	3
13:00	287	50.4	43.5	7	0	0	1	1	8	27	64	79	72	29	5	1
14:00	219	50.5	43.9	6.8	0	0	1	0	6	16	38	86	43	20	8	1
15:00	295	50.2	43.1	7.7	2	0	0	3	3	35	69	86	62	25	4	6
16:00	319	50.7	44.2	7	0	0	0	0	8	17	76	109	64	25	13	7
17:00	301	53.8	46.9	6.8	0	1	0	0	2	7	34	99	81	57	12	8
18:00	192	55	48.1	6.7	0	0	0	0	1	5	17	49	57	42	17	4
19:00	79	54.2	45.3	9.5	0	1	0	4	1	1	17	13	20	15	5	2

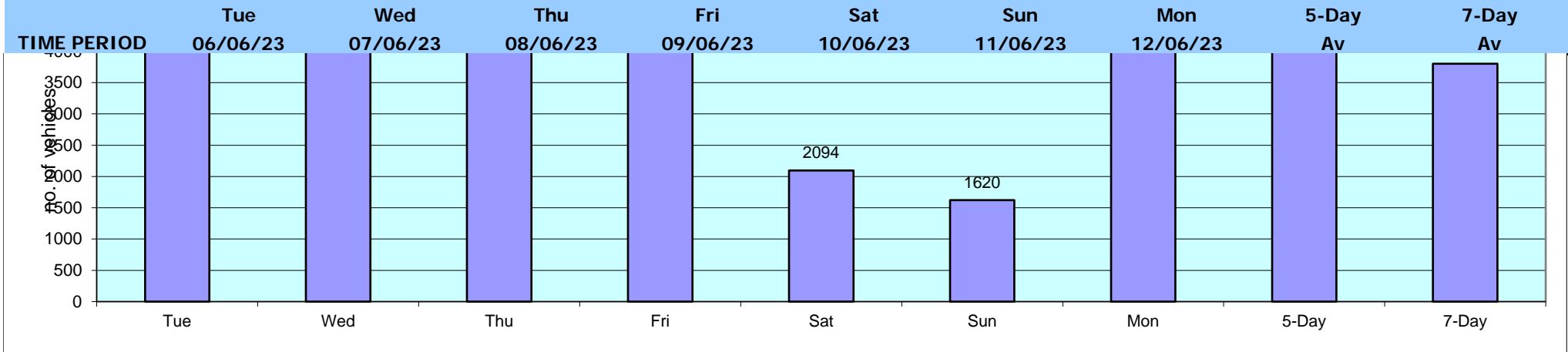
Time Period	Total Vehicles	85%ile Speed	Mean Speed	Stand Dev.	<11Mph	11-<16	16-<21	21-<26	26-<31	31-<36	36-<41	41-<46	46-<51	51-<56	56-<61	=>61
20:00	71	51.5	45.7	6.1	0	0	0	0	1	2	10	25	21	9	3	0
21:00	41	50.7	44	7.5	0	0	0	0	0	8	6	10	11	3	3	0
22:00	31	52.1	44.3	9.2	0	0	0	0	3	4	4	3	11	4	1	1
23:00	17	50.9	43.8	8.3	0	0	0	0	0	4	1	7	2	2	0	1
12H,7-19	3357	51.5	44.4	7.5	2	7	21	14	48	240	661	1030	789	376	118	51
16H,6-22	4007	51.7	44.4	7.5	3	10	23	18	67	284	770	1211	956	462	144	59
18H,6-24	4055	51.7	44.4	7.6	3	10	23	18	70	292	775	1221	969	468	145	61
24H,0-24	4597	51.7	44.3	7.6	3	11	24	30	79	343	897	1367	1082	530	162	69
Daily Totals																
Tue 06-Jun-23	4640	50.7	43.5	7.3	1	8	6	21	109	454	1050	1398	955	442	153	43
Wed 07-Jun-23	4549	51	43.6	7.6	3	12	11	30	103	433	1051	1257	968	457	166	58
Thu 08-Jun-23	4632	50.6	43.5	7.6	0	10	11	38	140	401	1046	1377	985	407	140	77
Fri 09-Jun-23	4475	52.1	44.6	7.4	0	8	8	13	76	340	894	1295	1047	548	158	88
Sat 10-Jun-23	2094	54.5	47	7.4	0	5	1	7	14	67	300	557	590	336	139	78
Sun 11-Jun-23	1620	55.6	47.4	8	1	4	1	7	14	57	216	428	403	268	135	86
Mon 12-Jun-23	4597	51.7	44.3	7.6	3	11	24	30	79	343	897	1367	1082	530	162	69
Total Vehicles																
[--]	26607	52.3	44.8	7.6	8	58	62	146	535	2095	5454	7679	6030	2988	1053	499



TIME PERIOD	Tue 06/06/23	Wed 07/06/23	Thu 08/06/23	Fri 09/06/23	Sat 10/06/23	Sun 11/06/23	Mon 12/06/23	5-Day Av	7-Day Av
Week Begin: 06-Jun-23									
00:00	12	23	12	14	14	15	19	16	16
01:00	13	11	17	15	13	14	15	14	14
02:00	23	19	16	10	8	9	21	18	15
03:00	40	45	38	24	18	12	42	38	31
04:00	119	124	128	110	37	32	136	123	98
05:00	300	304	289	304	156	111	309	301	253
06:00	475	463	481	446	128	111	459	465	366
07:00	567	519	517	478	159	77	461	508	397
08:00	284	263	293	286	114	83	309	287	233
09:00	215	218	260	231	149	63	244	234	197
10:00	204	221	220	243	140	91	213	220	190
11:00	255	237	223	232	139	102	236	237	203
12:00	265	261	266	251	127	130	281	265	226
13:00	248	259	236	283	129	115	287	263	222
14:00	225	243	261	272	99	109	219	244	204
15:00	293	256	277	238	124	92	295	272	225
16:00	351	373	328	285	104	76	319	331	262
17:00	341	314	320	250	126	94	301	305	249
18:00	173	154	176	240	119	107	192	187	166
19:00	80	72	100	96	67	60	79	85	79
20:00	59	75	53	59	41	41	71	63	57
21:00	50	45	58	46	39	33	41	48	45
22:00	32	36	41	36	31	29	31	35	34
23:00	16	14	22	26	13	14	17	19	17
12H,7-19	3421	3318	3377	3289	1529	1139	3357	3352	2776
16H,6-22	4085	3973	4069	3936	1804	1384	4007	4014	3323
18H,6-24	4133	4023	4132	3998	1848	1427	4055	4068	3374
24H,0-24	4640	4549	4632	4475	2094	1620	4597	4579	3801
Am	07:00	07:00	07:00	07:00	07:00	05:00	07:00		
Peak	567	519	517	478	159	111	461		
Pm	16:00	16:00	16:00	16:00	13:00	12:00	16:00		
Peak	351	373	328	285	129	130	319		



12384 IMMINGHAM Site No: 12384003 Location Site 3 - Manby Rd, Immingham
 Channel: Northwestbound



12384 IMMINGHAM Site No: 12384003 Location Site 3 - Manby Rd, Immingham
 Tue 06-Jun-23 to Mon 12-Jun-23 Channel: Southeastbound

TIME PERIOD	TOTAL VEHICLES	MOTOR-CYCLES	CARS OR CAR-BASED LGV	LIGHT GOODS VEHICLES	BUSES	TWO AXLE, SIX TYRE, RIGID/BUSES	THREE AXLE RIGID	FOUR OR MORE AXLE RIGID	FOUR OR LESS AXLE ARTIC	FIVE AXLE ARTIC	SIX OR MORE AXLE ARTIC	FIVE OR LESS AXLE MULTI-TRAILER ARTIC	SIX AXLE MULTI-TRAILER ARTIC	SEVEN OR MORE AXLE ARTIC
-------------	----------------	--------------	-----------------------	----------------------	-------	---------------------------------	------------------	-------------------------	-------------------------	-----------------	------------------------	---------------------------------------	------------------------------	--------------------------

Tue 06-Jun-23														
00:00	24	2	14	3	0	0	0	0	1	0	2	2	0	0
01:00	25	0	12	5	0	0	1	0	1	0	3	3	0	0
02:00	22	1	12	3	0	0	1	0	0	0	3	2	0	0
03:00	19	0	14	1	1	0	0	0	0	0	1	2	0	0
04:00	37	0	27	5	2	0	0	0	0	0	0	3	0	0
05:00	78	4	59	8	1	0	0	0	0	0	2	4	0	0
06:00	182	0	142	22	2	0	2	0	1	1	9	3	0	0
07:00	271	1	195	40	2	2	4	0	3	1	15	8	0	0
08:00	295	5	192	64	8	4	3	0	6	0	5	8	0	0
09:00	227	2	144	51	0	5	2	0	3	0	12	8	0	0
10:00	209	4	134	47	0	1	3	0	4	0	8	8	0	0
11:00	233	0	155	49	1	0	2	0	6	0	9	11	0	0
12:00	267	0	170	52	2	0	4	0	8	2	14	15	0	0
13:00	238	3	135	56	2	1	1	0	9	1	10	20	0	0
14:00	320	2	201	59	2	4	5	0	9	1	23	14	0	0
15:00	375	2	256	56	0	2	6	1	10	0	19	23	0	0
16:00	607	4	467	77	0	1	5	0	9	4	24	16	0	0
17:00	528	15	410	56	1	1	7	0	3	0	21	14	0	0
18:00	302	2	211	49	2	0	6	1	2	1	16	12	0	0
19:00	147	1	111	18	0	0	3	0	1	0	5	8	0	0
20:00	89	2	63	14	0	1	1	0	1	0	5	2	0	0
21:00	64	1	44	8	0	0	0	0	3	0	3	5	0	0
22:00	52	2	36	4	0	0	1	0	2	0	2	5	0	0
23:00	36	1	22	3	0	0	2	0	0	1	1	6	0	0
12H,7-19	3872	40	2670	656	20	21	48	2	72	10	176	157	0	0
16H,6-22	4354	44	3030	718	22	22	54	2	78	11	198	175	0	0
18H,6-24	4442	47	3088	725	22	22	57	2	80	12	201	186	0	0
24H,0-24	4647	54	3226	750	26	22	59	2	82	12	212	202	0	0

Wed 07-Jun-23														
00:00	38	0	25	5	0	0	3	0	1	0	1	3	0	0
01:00	22	0	15	3	0	0	0	0	0	0	2	2	0	0
02:00	17	0	12	1	0	0	0	0	0	0	0	4	0	0
03:00	34	1	21	6	0	0	0	0	2	0	1	3	0	0
04:00	43	1	29	5	1	0	0	0	0	0	4	3	0	0
05:00	83	3	61	9	1	0	0	0	0	0	3	6	0	0

TIME PERIOD	TOTAL VEHICLES	MOTOR-CYCLES	CARS OR CAR-BASED LGV	LIGHT GOODS VEHICLES	BUSES	TWO AXLE, SIX TYRE, RIGID/BUSES	THREE AXLE RIGID	FOUR OR MORE AXLE RIGID	FOUR OR LESS AXLE ARTIC	FIVE AXLE ARTIC	SIX OR MORE AXLE ARTIC	FIVE OR LESS AXLE MULTI-TRAILER ARTIC	SIX AXLE MULTI-TRAILER ARTIC	SEVEN OR MORE AXLE ARTIC
06:00	167	1	122	26	2	0	4	0	3	0	4	5	0	0
07:00	254	2	181	42	2	1	6	1	4	1	9	5	0	0
08:00	283	5	195	47	3	3	4	0	8	0	13	5	0	0
09:00	217	0	142	41	1	5	8	0	4	0	12	4	0	0
10:00	241	2	150	53	1	3	4	0	7	1	12	8	0	0
11:00	262	3	174	57	0	2	3	0	6	1	10	6	0	0
12:00	261	1	173	51	4	3	5	0	0	1	9	14	0	0
13:00	264	3	160	55	1	2	3	0	7	2	18	13	0	0
14:00	289	4	179	55	2	1	7	1	11	1	20	8	0	0
15:00	375	3	239	63	3	2	6	0	9	0	35	15	0	0
16:00	598	5	466	75	1	0	2	0	4	1	27	17	0	0
17:00	480	13	379	52	2	0	5	0	4	0	17	8	0	0
18:00	311	5	222	51	0	0	3	0	4	1	17	8	0	0
19:00	199	4	138	27	0	0	5	0	1	0	10	14	0	0
20:00	137	1	111	13	0	0	3	0	1	0	5	3	0	0
21:00	113	1	82	16	0	0	0	0	6	0	4	4	0	0
22:00	83	2	59	7	0	1	1	0	3	0	6	4	0	0
23:00	51	1	41	7	0	0	0	0	0	0	0	2	0	0
12H,7-19	3835	46	2660	642	20	22	56	2	68	9	199	111	0	0
16H,6-22	4451	53	3113	724	22	22	68	2	79	9	222	137	0	0
18H,6-24	4585	56	3213	738	22	23	69	2	82	9	228	143	0	0
24H,0-24	4822	61	3376	767	24	23	72	2	85	9	239	164	0	0
Thu 08-Jun-23														
00:00	62	0	47	11	0	0	1	0	0	0	1	2	0	0
01:00	53	0	43	7	0	0	0	0	0	0	2	1	0	0
02:00	41	0	31	4	0	0	0	1	0	0	3	2	0	0
03:00	65	0	52	5	2	0	0	0	2	0	2	2	0	0
04:00	39	1	24	6	1	0	1	0	0	1	4	1	0	0
05:00	103	4	79	10	1	0	2	0	0	0	3	4	0	0
06:00	166	1	135	16	3	0	2	0	1	0	5	3	0	0
07:00	266	1	197	36	1	1	2	0	5	0	11	12	0	0
08:00	270	5	182	48	4	4	2	1	7	0	10	7	0	0
09:00	223	3	143	41	1	2	5	0	5	1	13	9	0	0
10:00	234	0	149	56	2	2	4	0	4	0	11	6	0	0
11:00	258	2	163	63	2	2	2	0	8	0	11	5	0	0
12:00	310	2	212	56	0	1	3	0	4	0	20	12	0	0

TIME PERIOD	TOTAL VEHICLES	MOTOR-CYCLES	CARS OR			TWO AXLE, SIX TYRE, RIGID/BUSES	THREE AXLE RIGID	FOUR OR MORE AXLE RIGID	FOUR OR LESS AXLE ARTIC	FIVE AXLE ARTIC	SIX OR MORE AXLE ARTIC	FIVE OR LESS AXLE MULTI-TRAILER ARTIC	SIX AXLE MULTI-TRAILER ARTIC	SEVEN OR MORE AXLE ARTIC
			CAR-BASED LGV	LIGHT GOODS VEHICLES	BUSES									
13:00	242	1	151	51	1	2	4	0	8	0	11	13	0	0
14:00	317	1	213	52	2	3	3	0	5	0	27	11	0	0
15:00	369	2	255	55	1	2	6	0	5	2	26	15	0	0
16:00	541	10	410	69	1	1	3	0	5	2	23	17	0	0
17:00	483	14	356	63	1	1	6	1	5	0	23	13	0	0
18:00	281	3	203	38	1	0	1	1	2	0	18	14	0	0
19:00	172	3	116	30	1	2	1	1	1	0	10	7	0	0
20:00	98	1	73	15	0	0	1	0	0	0	5	3	0	0
21:00	72	2	49	14	0	0	0	0	1	0	3	3	0	0
22:00	54	1	43	5	0	0	0	0	1	0	1	3	0	0
23:00	29	1	19	2	0	0	1	0	0	0	3	3	0	0
12H,7-19	3794	44	2634	628	17	21	41	3	63	5	204	134	0	0
16H,6-22	4302	51	3007	703	21	23	45	4	66	5	227	150	0	0
18H,6-24	4385	53	3069	710	21	23	46	4	67	5	231	156	0	0
24H,0-24	4748	58	3345	753	25	23	50	5	69	6	246	168	0	0
Fri 09-Jun-23														
00:00	38	1	26	5	0	0	0	0	2	1	2	1	0	0
01:00	22	0	15	1	0	0	0	1	2	0	0	3	0	0
02:00	22	0	14	2	0	0	0	0	0	0	2	4	0	0
03:00	27	0	18	4	3	0	0	0	0	0	0	2	0	0
04:00	38	1	30	3	0	0	0	0	0	0	2	2	0	0
05:00	89	6	67	8	1	0	1	0	0	0	5	1	0	0
06:00	167	2	125	20	1	1	1	0	0	1	8	8	0	0
07:00	223	3	169	30	1	1	1	0	4	0	7	7	0	0
08:00	295	3	198	57	3	3	5	0	4	0	8	14	0	0
09:00	215	2	143	44	0	4	1	0	8	0	9	4	0	0
10:00	222	0	149	50	0	3	3	0	2	0	5	10	0	0
11:00	246	1	153	58	1	1	4	0	4	0	11	13	0	0
12:00	312	0	201	58	4	0	6	0	8	2	21	12	0	0
13:00	333	7	223	62	0	2	2	0	3	1	14	19	0	0
14:00	370	5	233	74	2	3	5	0	4	2	29	13	0	0
15:00	400	3	285	58	1	4	6	0	4	0	20	19	0	0
16:00	445	4	347	56	2	1	7	0	2	0	11	15	0	0
17:00	452	10	352	59	1	0	8	0	2	1	12	7	0	0
18:00	262	3	186	46	1	1	7	0	0	0	7	11	0	0
19:00	135	3	104	16	0	0	2	0	2	2	2	4	0	0

TIME PERIOD	TOTAL VEHICLES	MOTOR-CYCLES	CARS OR			TWO AXLE, SIX TYRE, RIGID/BUSES	THREE AXLE RIGID	FOUR OR MORE AXLE RIGID	FOUR OR LESS AXLE ARTIC	FIVE AXLE ARTIC	SIX OR MORE AXLE ARTIC	FIVE OR LESS AXLE MULTI-TRAILER ARTIC	SIX AXLE MULTI-TRAILER ARTIC	SEVEN OR MORE AXLE ARTIC
			CAR-BASED LGV	LIGHT GOODS VEHICLES	BUSES									
20:00	92	3	67	14	0	0	1	0	1	0	1	5	0	0
21:00	63	1	43	9	0	0	1	1	6	0	1	1	0	0
22:00	56	0	41	6	0	0	0	0	2	0	3	4	0	0
23:00	46	1	36	2	0	0	0	0	0	0	4	3	0	0
12H,7-19	3775	41	2639	652	16	23	55	0	45	6	154	144	0	0
16H,6-22	4232	50	2978	711	17	24	60	1	54	9	166	162	0	0
18H,6-24	4334	51	3055	719	17	24	60	1	56	9	173	169	0	0
24H,0-24	4570	59	3225	742	21	24	61	2	60	10	184	182	0	0
Sat 10-Jun-23														
00:00	19	0	13	2	0	0	1	0	0	0	1	2	0	0
01:00	19	0	12	2	0	1	0	0	1	0	1	2	0	0
02:00	20	0	14	1	0	0	1	0	0	0	2	2	0	0
03:00	18	0	9	3	2	0	2	0	0	0	1	1	0	0
04:00	21	0	15	2	0	0	2	0	0	0	0	2	0	0
05:00	50	3	35	7	1	0	0	0	0	0	3	1	0	0
06:00	96	3	74	14	0	0	1	0	0	0	2	2	0	0
07:00	117	1	68	25	3	2	8	0	1	0	3	6	0	0
08:00	122	0	83	31	0	0	4	0	0	0	2	2	0	0
09:00	137	0	98	32	0	2	2	0	0	0	2	1	0	0
10:00	160	1	114	31	0	1	5	0	0	0	6	2	0	0
11:00	154	1	113	30	0	1	5	0	0	0	2	2	0	0
12:00	140	0	100	26	1	1	1	0	0	0	2	9	0	0
13:00	153	6	124	15	0	0	1	0	3	0	2	2	0	0
14:00	152	9	111	24	0	0	1	0	1	0	1	5	0	0
15:00	144	1	120	14	1	0	0	0	0	0	3	5	0	0
16:00	117	2	94	13	0	0	1	0	0	0	4	3	0	0
17:00	177	6	139	25	0	0	3	0	0	0	3	1	0	0
18:00	116	2	103	9	0	0	0	1	0	0	1	0	0	0
19:00	72	1	64	6	0	0	0	0	0	0	0	1	0	0
20:00	59	1	51	6	0	0	1	0	0	0	0	0	0	0
21:00	37	1	29	2	0	0	0	0	0	0	2	3	0	0
22:00	31	1	25	0	0	0	0	0	1	0	1	3	0	0
23:00	19	0	15	3	0	0	0	0	0	0	1	0	0	0
12H,7-19	1689	29	1267	275	5	7	31	1	5	0	31	38	0	0
16H,6-22	1953	35	1485	303	5	7	33	1	5	0	35	44	0	0
18H,6-24	2003	36	1525	306	5	7	33	1	6	0	37	47	0	0

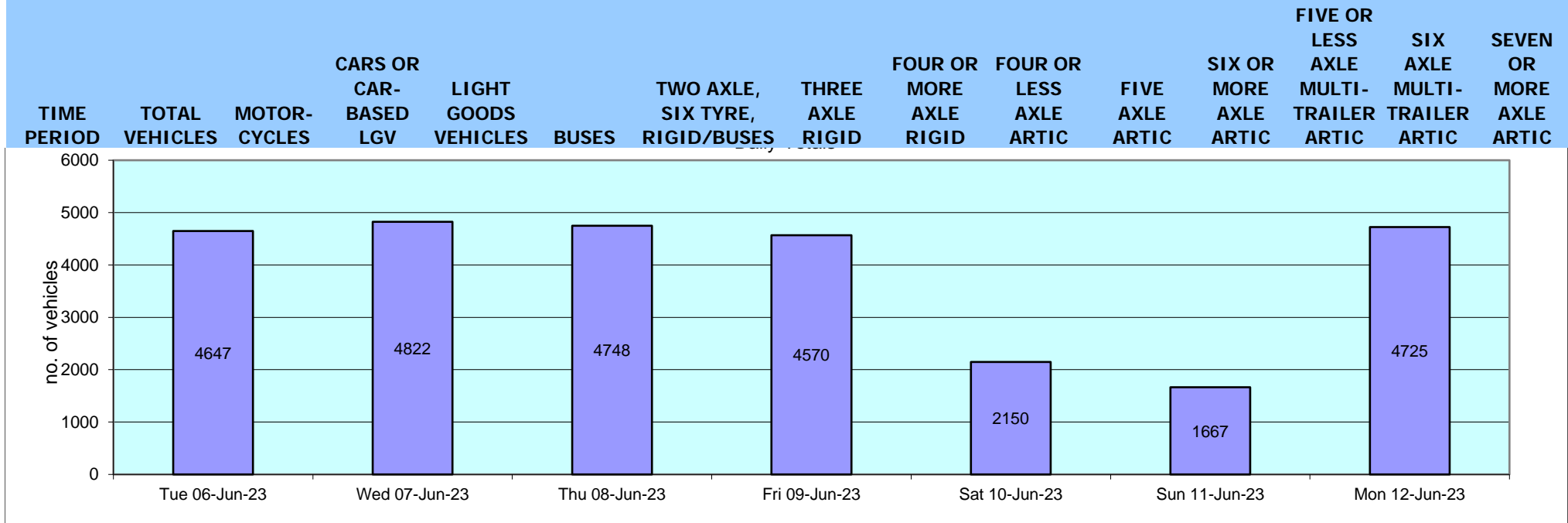
12384 IMMINGHAM Site No: 12384003 Location Site 3 - Manby Rd, Immingham
 Tue 06-Jun-23 to Mon 12-Jun-23 Channel: Southeastbound

TIME PERIOD	TOTAL VEHICLES	MOTOR-CYCLES	CARS OR			TWO AXLE, SIX TYRE, RIGID/BUSES	THREE AXLE RIGID	FOUR OR MORE AXLE RIGID	FOUR OR LESS AXLE ARTIC	FIVE AXLE ARTIC	SIX OR MORE AXLE ARTIC	FIVE OR LESS AXLE MULTI-TRAILER ARTIC	SIX AXLE MULTI-TRAILER ARTIC	SEVEN OR MORE AXLE ARTIC
			CAR-BASED LGV	LIGHT GOODS VEHICLES	BUSES									
24H,0-24	2150	39	1623	323	8	8	39	1	7	0	45	57	0	0
Sun 11-Jun-23														
00:00	16	0	14	0	0	0	0	0	0	0	0	2	0	0
01:00	19	0	16	1	0	0	0	0	0	0	1	1	0	0
02:00	11	0	11	0	0	0	0	0	0	0	0	0	0	0
03:00	14	0	11	3	0	0	0	0	0	0	0	0	0	0
04:00	11	0	8	1	0	1	0	0	0	0	1	0	0	0
05:00	54	5	40	4	0	0	1	0	0	2	2	0	0	0
06:00	71	3	57	7	0	0	2	0	0	0	2	0	0	0
07:00	50	0	43	6	0	0	0	0	0	0	0	1	0	0
08:00	49	1	37	7	0	0	0	0	0	0	2	2	0	0
09:00	69	4	49	11	0	0	1	0	0	0	2	2	0	0
10:00	102	0	84	15	0	0	0	0	0	0	3	0	0	0
11:00	120	1	103	13	0	0	0	0	1	0	1	1	0	0
12:00	116	2	99	10	0	0	0	0	1	0	2	2	0	0
13:00	140	1	111	21	0	0	1	0	2	1	0	3	0	0
14:00	137	3	120	10	0	0	1	0	0	0	0	3	0	0
15:00	106	1	91	7	0	0	1	0	0	0	3	3	0	0
16:00	112	1	101	5	0	0	0	0	2	0	2	1	0	0
17:00	142	2	116	23	0	0	0	0	0	0	1	0	0	0
18:00	113	1	102	8	0	0	1	0	0	0	1	0	0	0
19:00	81	1	72	5	1	0	0	0	0	0	2	0	0	0
20:00	46	1	39	5	0	0	0	0	0	0	0	1	0	0
21:00	34	3	28	2	0	0	0	0	0	0	0	1	0	0
22:00	35	0	28	2	0	0	0	0	0	0	2	3	0	0
23:00	19	0	17	1	0	0	0	0	1	0	0	0	0	0
12H,7-19	1256	17	1056	136	0	0	5	0	6	1	17	18	0	0
16H,6-22	1488	25	1252	155	1	0	7	0	6	1	21	20	0	0
18H,6-24	1542	25	1297	158	1	0	7	0	7	1	23	23	0	0
24H,0-24	1667	30	1397	167	1	1	8	0	7	3	27	26	0	0
Mon 12-Jun-23														
00:00	13	0	9	3	0	0	0	0	0	0	0	1	0	0
01:00	16	0	9	2	0	0	0	0	2	0	3	0	0	0
02:00	12	0	11	0	0	0	0	0	0	0	0	1	0	0
03:00	35	0	32	1	0	0	0	0	0	0	2	0	0	0
04:00	30	0	22	5	0	0	1	0	0	0	1	1	0	0

TIME PERIOD	TOTAL VEHICLES	MOTOR-CYCLES	CARS OR		BUSES	TWO AXLE, SIX TYRE, RIGID/BUSES		THREE AXLE RIGID		FOUR OR MORE AXLE RIGID		FOUR OR LESS AXLE ARTIC		FIVE OR MORE AXLE ARTIC		SIX OR MORE AXLE ARTIC		FIVE OR LESS AXLE MULTI-TRAILER ARTIC		SIX AXLE MULTI-TRAILER ARTIC		SEVEN OR MORE AXLE ARTIC	
			CAR-BASED LGV	LIGHT GOODS VEHICLES		RIGID	RIGID	RIGID	ARTIC	ARTIC	ARTIC	ARTIC	ARTIC	ARTIC	ARTIC	ARTIC	ARTIC	ARTIC	ARTIC	ARTIC			
05:00	90	6	70	6	0	0	1	0	2	0	4	1	0	0									
06:00	198	3	166	16	0	1	2	0	4	0	3	3	0	0									
07:00	279	5	210	39	2	4	4	0	1	0	7	7	0	0									
08:00	279	4	193	57	3	1	7	0	3	1	5	5	0	0									
09:00	226	1	155	49	1	3	7	0	2	0	6	2	0	0									
10:00	198	0	131	39	0	3	6	0	3	3	7	6	0	0									
11:00	222	0	153	50	2	3	5	0	0	1	5	3	0	0									
12:00	307	2	220	53	2	1	9	0	2	1	6	11	0	0									
13:00	293	5	209	55	2	3	4	1	1	1	9	3	0	0									
14:00	302	5	214	46	5	0	4	1	5	1	15	6	0	0									
15:00	377	2	287	54	2	2	8	0	2	0	10	10	0	0									
16:00	610	7	497	73	0	0	7	1	5	1	9	10	0	0									
17:00	482	11	383	50	0	0	14	1	1	2	12	8	0	0									
18:00	333	4	258	41	0	0	10	1	5	0	6	8	0	0									
19:00	167	0	130	22	0	1	1	1	1	0	6	5	0	0									
20:00	140	2	109	16	0	1	2	1	2	0	4	3	0	0									
21:00	46	1	33	6	0	0	1	0	1	0	1	3	0	0									
22:00	33	1	27	1	0	0	1	0	0	0	1	2	0	0									
23:00	37	0	28	4	0	0	0	0	2	0	0	3	0	0									
12H,7-19	3908	46	2910	606	19	20	85	5	30	11	97	79	0	0									
16H,6-22	4459	52	3348	666	19	23	91	7	38	11	111	93	0	0									
18H,6-24	4529	53	3403	671	19	23	92	7	40	11	112	98	0	0									
24H,0-24	4725	59	3556	688	19	23	94	7	44	11	122	102	0	0									
Daily Totals																							
Tue 06-Jun-23	4647	54	3226	750	26	22	59	2	82	12	212	202	0	0									
Wed 07-Jun-23	4822	61	3376	767	24	23	72	2	85	9	239	164	0	0									
Thu 08-Jun-23	4748	58	3345	753	25	23	50	5	69	6	246	168	0	0									
Fri 09-Jun-23	4570	59	3225	742	21	24	61	2	60	10	184	182	0	0									
Sat 10-Jun-23	2150	39	1623	323	8	8	39	1	7	0	45	57	0	0									
Sun 11-Jun-23	1667	30	1397	167	1	1	8	0	7	3	27	26	0	0									
Mon 12-Jun-23	4725	59	3556	688	19	23	94	7	44	11	122	102	0	0									
Total Vehicles																							
[--]	27329	360	19748	4190	124	124	383	19	354	51	1075	901	0	0									

Daily Totals

12384 IMMINGHAM Site No: 12384003 Location Site 3 - Manby Rd, Immingham
 Tue 06-Jun-23 to Mon 12-Jun-23 Channel: Southeastbound



12384 IMMINGHAM Site No: 12384003 Location Site 3 - Manby Rd, Immingham
 Tue 06-Jun-23 to Mon 12-Jun-23 Channel: Southeastbound

TIME PERIOD	TOTAL VEHICLES	MOTOR-CYCLES	MOTOR-CYCLES%	CARS	CARS %	LGV	LGV %	HGV	HGV %	BUS	BUS %
Tue 06-Jun-23											
00:00	24	2	8.3	14	58.3	3	12.5	5	20.8	0	0.0
01:00	25	0	0.0	12	48.0	5	20.0	8	32.0	0	0.0
02:00	22	1	4.6	12	54.6	3	13.6	6	27.3	0	0.0
03:00	19	0	0.0	14	73.7	1	5.3	3	15.8	1	5.3
04:00	37	0	0.0	27	73.0	5	13.5	3	8.1	2	5.4
05:00	78	4	5.1	59	75.6	8	10.3	6	7.7	1	1.3
06:00	182	0	0.0	142	78.0	22	12.1	16	8.8	2	1.1
07:00	271	1	0.4	195	72.0	40	14.8	33	12.2	2	0.7
08:00	295	5	1.7	192	65.1	64	21.7	26	8.8	8	2.7
09:00	227	2	0.9	144	63.4	51	22.5	30	13.2	0	0.0
10:00	209	4	1.9	134	64.1	47	22.5	24	11.5	0	0.0
11:00	233	0	0.0	155	66.5	49	21.0	28	12.0	1	0.4
12:00	267	0	0.0	170	63.7	52	19.5	43	16.1	2	0.8
13:00	238	3	1.3	135	56.7	56	23.5	42	17.7	2	0.8
14:00	320	2	0.6	201	62.8	59	18.4	56	17.5	2	0.6
15:00	375	2	0.5	256	68.3	56	14.9	61	16.3	0	0.0
16:00	607	4	0.7	467	76.9	77	12.7	59	9.7	0	0.0
17:00	528	15	2.8	410	77.7	56	10.6	46	8.7	1	0.2
18:00	302	2	0.7	211	69.9	49	16.2	38	12.6	2	0.7
19:00	147	1	0.7	111	75.5	18	12.2	17	11.6	0	0.0
20:00	89	2	2.3	63	70.8	14	15.7	10	11.2	0	0.0
21:00	64	1	1.6	44	68.8	8	12.5	11	17.2	0	0.0
22:00	52	2	3.9	36	69.2	4	7.7	10	19.2	0	0.0
23:00	36	1	2.8	22	61.1	3	8.3	10	27.8	0	0.0
12H,7-19	3872	40	1.0	2670	69.0	656	16.9	486	12.6	20	0.5
16H,6-22	4354	44	1.0	3030	69.6	718	16.5	540	12.4	22	0.5
18H,6-24	4442	47	1.1	3088	69.5	725	16.3	560	12.6	22	0.5
24H,0-24	4647	54	1.2	3226	69.4	750	16.1	591	12.7	26	0.6
Wed 07-Jun-23											
00:00	38	0	0.0	25	65.8	5	13.2	8	21.1	0	0.0
01:00	22	0	0.0	15	68.2	3	13.6	4	18.2	0	0.0
02:00	17	0	0.0	12	70.6	1	5.9	4	23.5	0	0.0
03:00	34	1	2.9	21	61.8	6	17.7	6	17.7	0	0.0
04:00	43	1	2.3	29	67.4	5	11.6	7	16.3	1	2.3
05:00	83	3	3.6	61	73.5	9	10.8	9	10.8	1	1.2

12384 IMMINGHAM Site No: 12384003 Location Site 3 - Manby Rd, Immingham
 Tue 06-Jun-23 to Mon 12-Jun-23 Channel: Southeastbound

TIME PERIOD	TOTAL VEHICLES	MOTOR-CYCLES	MOTOR-CYCLES%	CARS	CARS %	LGV	LGV %	HGV	HGV %	BUS	BUS %
06:00	167	1	0.6	122	73.1	26	15.6	16	9.6	2	1.2
07:00	254	2	0.8	181	71.3	42	16.5	27	10.6	2	0.8
08:00	283	5	1.8	195	68.9	47	16.6	33	11.7	3	1.1
09:00	217	0	0.0	142	65.4	41	18.9	33	15.2	1	0.5
10:00	241	2	0.8	150	62.2	53	22.0	35	14.5	1	0.4
11:00	262	3	1.2	174	66.4	57	21.8	28	10.7	0	0.0
12:00	261	1	0.4	173	66.3	51	19.5	32	12.3	4	1.5
13:00	264	3	1.1	160	60.6	55	20.8	45	17.1	1	0.4
14:00	289	4	1.4	179	61.9	55	19.0	49	17.0	2	0.7
15:00	375	3	0.8	239	63.7	63	16.8	67	17.9	3	0.8
16:00	598	5	0.8	466	77.9	75	12.5	51	8.5	1	0.2
17:00	480	13	2.7	379	79.0	52	10.8	34	7.1	2	0.4
18:00	311	5	1.6	222	71.4	51	16.4	33	10.6	0	0.0
19:00	199	4	2.0	138	69.4	27	13.6	30	15.1	0	0.0
20:00	137	1	0.7	111	81.0	13	9.5	12	8.8	0	0.0
21:00	113	1	0.9	82	72.6	16	14.2	14	12.4	0	0.0
22:00	83	2	2.4	59	71.1	7	8.4	15	18.1	0	0.0
23:00	51	1	2.0	41	80.4	7	13.7	2	3.9	0	0.0
12H,7-19	3835	46	1.2	2660	69.4	642	16.7	467	12.2	20	0.5
16H,6-22	4451	53	1.2	3113	69.9	724	16.3	539	12.1	22	0.5
18H,6-24	4585	56	1.2	3213	70.1	738	16.1	556	12.1	22	0.5
24H,0-24	4822	61	1.3	3376	70.0	767	15.9	594	12.3	24	0.5
Thu 08-Jun-23											
00:00	62	0	0.0	47	75.8	11	17.7	4	6.5	0	0.0
01:00	53	0	0.0	43	81.1	7	13.2	3	5.7	0	0.0
02:00	41	0	0.0	31	75.6	4	9.8	6	14.6	0	0.0
03:00	65	0	0.0	52	80.0	5	7.7	6	9.2	2	3.1
04:00	39	1	2.6	24	61.5	6	15.4	7	18.0	1	2.6
05:00	103	4	3.9	79	76.7	10	9.7	9	8.7	1	1.0
06:00	166	1	0.6	135	81.3	16	9.6	11	6.6	3	1.8
07:00	266	1	0.4	197	74.1	36	13.5	31	11.7	1	0.4
08:00	270	5	1.9	182	67.4	48	17.8	31	11.5	4	1.5
09:00	223	3	1.4	143	64.1	41	18.4	35	15.7	1	0.5
10:00	234	0	0.0	149	63.7	56	23.9	27	11.5	2	0.9
11:00	258	2	0.8	163	63.2	63	24.4	28	10.9	2	0.8
12:00	310	2	0.7	212	68.4	56	18.1	40	12.9	0	0.0

12384 IMMINGHAM Site No: 12384003 Location Site 3 - Manby Rd, Immingham
 Tue 06-Jun-23 to Mon 12-Jun-23 Channel: Southeastbound

TIME PERIOD	TOTAL VEHICLES	MOTOR-CYCLES	MOTOR-CYCLES%	CARS	CARS %	LGV	LGV %	HGV	HGV %	BUS	BUS %
13:00	242	1	0.4	151	62.4	51	21.1	38	15.7	1	0.4
14:00	317	1	0.3	213	67.2	52	16.4	49	15.5	2	0.6
15:00	369	2	0.5	255	69.1	55	14.9	56	15.2	1	0.3
16:00	541	10	1.9	410	75.8	69	12.8	51	9.4	1	0.2
17:00	483	14	2.9	356	73.7	63	13.0	49	10.1	1	0.2
18:00	281	3	1.1	203	72.2	38	13.5	36	12.8	1	0.4
19:00	172	3	1.7	116	67.4	30	17.4	22	12.8	1	0.6
20:00	98	1	1.0	73	74.5	15	15.3	9	9.2	0	0.0
21:00	72	2	2.8	49	68.1	14	19.4	7	9.7	0	0.0
22:00	54	1	1.9	43	79.6	5	9.3	5	9.3	0	0.0
23:00	29	1	3.5	19	65.5	2	6.9	7	24.1	0	0.0
12H,7-19	3794	44	1.2	2634	69.4	628	16.6	471	12.4	17	0.5
16H,6-22	4302	51	1.2	3007	69.9	703	16.3	520	12.1	21	0.5
18H,6-24	4385	53	1.2	3069	70.0	710	16.2	532	12.1	21	0.5
24H,0-24	4748	58	1.2	3345	70.5	753	15.9	567	11.9	25	0.5
Fri 09-Jun-23											
00:00	38	1	2.6	26	68.4	5	13.2	6	15.8	0	0.0
01:00	22	0	0.0	15	68.2	1	4.6	6	27.3	0	0.0
02:00	22	0	0.0	14	63.6	2	9.1	6	27.3	0	0.0
03:00	27	0	0.0	18	66.7	4	14.8	2	7.4	3	11.1
04:00	38	1	2.6	30	79.0	3	7.9	4	10.5	0	0.0
05:00	89	6	6.7	67	75.3	8	9.0	7	7.9	1	1.1
06:00	167	2	1.2	125	74.9	20	12.0	19	11.4	1	0.6
07:00	223	3	1.4	169	75.8	30	13.5	20	9.0	1	0.5
08:00	295	3	1.0	198	67.1	57	19.3	34	11.5	3	1.0
09:00	215	2	0.9	143	66.5	44	20.5	26	12.1	0	0.0
10:00	222	0	0.0	149	67.1	50	22.5	23	10.4	0	0.0
11:00	246	1	0.4	153	62.2	58	23.6	33	13.4	1	0.4
12:00	312	0	0.0	201	64.4	58	18.6	49	15.7	4	1.3
13:00	333	7	2.1	223	67.0	62	18.6	41	12.3	0	0.0
14:00	370	5	1.4	233	63.0	74	20.0	56	15.1	2	0.5
15:00	400	3	0.8	285	71.3	58	14.5	53	13.3	1	0.3
16:00	445	4	0.9	347	78.0	56	12.6	36	8.1	2	0.5
17:00	452	10	2.2	352	77.9	59	13.1	30	6.6	1	0.2
18:00	262	3	1.2	186	71.0	46	17.6	26	9.9	1	0.4
19:00	135	3	2.2	104	77.0	16	11.9	12	8.9	0	0.0

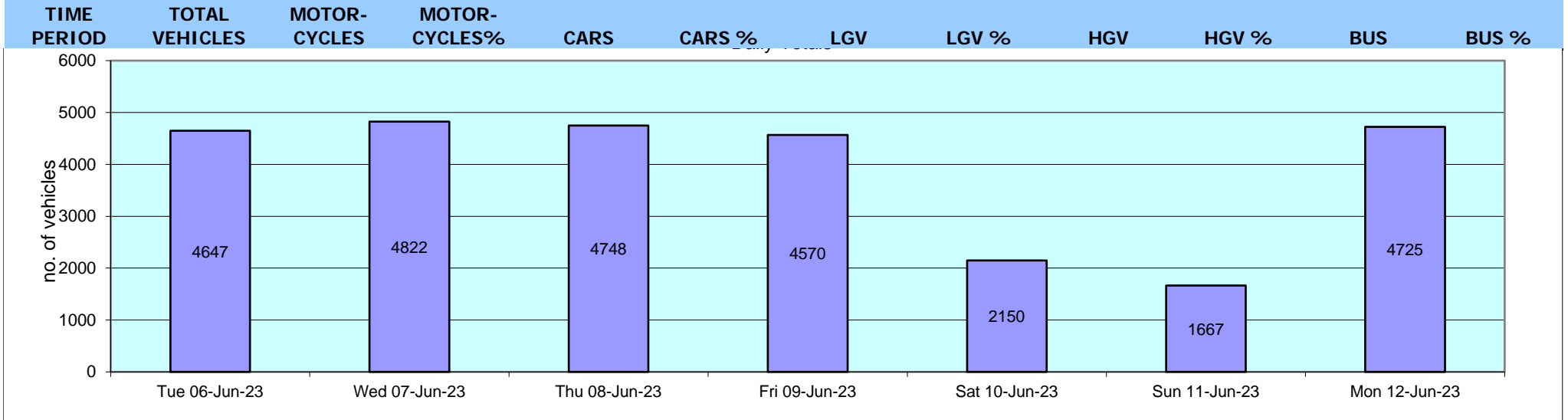
TIME PERIOD	TOTAL VEHICLES	MOTOR-CYCLES	MOTOR-CYCLES%	CARS	CARS %	LGV	LGV %	HGV	HGV %	BUS	BUS %
20:00	92	3	3.3	67	72.8	14	15.2	8	8.7	0	0.0
21:00	63	1	1.6	43	68.3	9	14.3	10	15.9	0	0.0
22:00	56	0	0.0	41	73.2	6	10.7	9	16.1	0	0.0
23:00	46	1	2.2	36	78.3	2	4.4	7	15.2	0	0.0
12H,7-19	3775	41	1.1	2639	69.9	652	17.3	427	11.3	16	0.4
16H,6-22	4232	50	1.2	2978	70.4	711	16.8	476	11.3	17	0.4
18H,6-24	4334	51	1.2	3055	70.5	719	16.6	492	11.4	17	0.4
24H,0-24	4570	59	1.3	3225	70.6	742	16.2	523	11.4	21	0.5
Sat 10-Jun-23											
00:00	19	0	0.0	13	68.4	2	10.5	4	21.1	0	0.0
01:00	19	0	0.0	12	63.2	2	10.5	5	26.3	0	0.0
02:00	20	0	0.0	14	70.0	1	5.0	5	25.0	0	0.0
03:00	18	0	0.0	9	50.0	3	16.7	4	22.2	2	11.1
04:00	21	0	0.0	15	71.4	2	9.5	4	19.1	0	0.0
05:00	50	3	6.0	35	70.0	7	14.0	4	8.0	1	2.0
06:00	96	3	3.1	74	77.1	14	14.6	5	5.2	0	0.0
07:00	117	1	0.9	68	58.1	25	21.4	20	17.1	3	2.6
08:00	122	0	0.0	83	68.0	31	25.4	8	6.6	0	0.0
09:00	137	0	0.0	98	71.5	32	23.4	7	5.1	0	0.0
10:00	160	1	0.6	114	71.3	31	19.4	14	8.8	0	0.0
11:00	154	1	0.7	113	73.4	30	19.5	10	6.5	0	0.0
12:00	140	0	0.0	100	71.4	26	18.6	13	9.3	1	0.7
13:00	153	6	3.9	124	81.1	15	9.8	8	5.2	0	0.0
14:00	152	9	5.9	111	73.0	24	15.8	8	5.3	0	0.0
15:00	144	1	0.7	120	83.3	14	9.7	8	5.6	1	0.7
16:00	117	2	1.7	94	80.3	13	11.1	8	6.8	0	0.0
17:00	177	6	3.4	139	78.5	25	14.1	7	4.0	0	0.0
18:00	116	2	1.7	103	88.8	9	7.8	2	1.7	0	0.0
19:00	72	1	1.4	64	88.9	6	8.3	1	1.4	0	0.0
20:00	59	1	1.7	51	86.4	6	10.2	1	1.7	0	0.0
21:00	37	1	2.7	29	78.4	2	5.4	5	13.5	0	0.0
22:00	31	1	3.2	25	80.7	0	0.0	5	16.1	0	0.0
23:00	19	0	0.0	15	79.0	3	15.8	1	5.3	0	0.0
12H,7-19	1689	29	1.7	1267	75.0	275	16.3	113	6.7	5	0.3
16H,6-22	1953	35	1.8	1485	76.0	303	15.5	125	6.4	5	0.3
18H,6-24	2003	36	1.8	1525	76.1	306	15.3	131	6.5	5	0.3

12384 IMMINGHAM Site No: 12384003 Location Site 3 - Manby Rd, Immingham
 Tue 06-Jun-23 to Mon 12-Jun-23 Channel: Southeastbound

TIME PERIOD	TOTAL VEHICLES	MOTOR-CYCLES	MOTOR-CYCLES%	CARS	CARS %	LGV	LGV %	HGV	HGV %	BUS	BUS %
24H,0-24	2150	39	1.8	1623	75.5	323	15.0	157	7.3	8	0.4
Sun 11-Jun-23											
00:00	16	0	0.0	14	87.5	0	0.0	2	12.5	0	0.0
01:00	19	0	0.0	16	84.2	1	5.3	2	10.5	0	0.0
02:00	11	0	0.0	11	100.0	0	0.0	0	0.0	0	0.0
03:00	14	0	0.0	11	78.6	3	21.4	0	0.0	0	0.0
04:00	11	0	0.0	8	72.7	1	9.1	2	18.2	0	0.0
05:00	54	5	9.3	40	74.1	4	7.4	5	9.3	0	0.0
06:00	71	3	4.2	57	80.3	7	9.9	4	5.6	0	0.0
07:00	50	0	0.0	43	86.0	6	12.0	1	2.0	0	0.0
08:00	49	1	2.0	37	75.5	7	14.3	4	8.2	0	0.0
09:00	69	4	5.8	49	71.0	11	15.9	5	7.3	0	0.0
10:00	102	0	0.0	84	82.4	15	14.7	3	2.9	0	0.0
11:00	120	1	0.8	103	85.8	13	10.8	3	2.5	0	0.0
12:00	116	2	1.7	99	85.3	10	8.6	5	4.3	0	0.0
13:00	140	1	0.7	111	79.3	21	15.0	7	5.0	0	0.0
14:00	137	3	2.2	120	87.6	10	7.3	4	2.9	0	0.0
15:00	106	1	0.9	91	85.9	7	6.6	7	6.6	0	0.0
16:00	112	1	0.9	101	90.2	5	4.5	5	4.5	0	0.0
17:00	142	2	1.4	116	81.7	23	16.2	1	0.7	0	0.0
18:00	113	1	0.9	102	90.3	8	7.1	2	1.8	0	0.0
19:00	81	1	1.2	72	88.9	5	6.2	2	2.5	1	1.2
20:00	46	1	2.2	39	84.8	5	10.9	1	2.2	0	0.0
21:00	34	3	8.8	28	82.4	2	5.9	1	2.9	0	0.0
22:00	35	0	0.0	28	80.0	2	5.7	5	14.3	0	0.0
23:00	19	0	0.0	17	89.5	1	5.3	1	5.3	0	0.0
12H,7-19	1256	17	1.4	1056	84.1	136	10.8	47	3.7	0	0.0
16H,6-22	1488	25	1.7	1252	84.1	155	10.4	55	3.7	1	0.1
18H,6-24	1542	25	1.6	1297	84.1	158	10.3	61	4.0	1	0.1
24H,0-24	1667	30	1.8	1397	83.8	167	10.0	72	4.3	1	0.1
Mon 12-Jun-23											
00:00	13	0	0.0	9	69.2	3	23.1	1	7.7	0	0.0
01:00	16	0	0.0	9	56.3	2	12.5	5	31.3	0	0.0
02:00	12	0	0.0	11	91.7	0	0.0	1	8.3	0	0.0
03:00	35	0	0.0	32	91.4	1	2.9	2	5.7	0	0.0
04:00	30	0	0.0	22	73.3	5	16.7	3	10.0	0	0.0

TIME PERIOD	TOTAL VEHICLES	MOTOR-CYCLES	MOTOR-CYCLES%	CARS	CARS %	LGV	LGV %	HGV	HGV %	BUS	BUS %
05:00	90	6	6.7	70	77.8	6	6.7	8	8.9	0	0.0
06:00	198	3	1.5	166	83.8	16	8.1	13	6.6	0	0.0
07:00	279	5	1.8	210	75.3	39	14.0	23	8.2	2	0.7
08:00	279	4	1.4	193	69.2	57	20.4	22	7.9	3	1.1
09:00	226	1	0.4	155	68.6	49	21.7	20	8.9	1	0.4
10:00	198	0	0.0	131	66.2	39	19.7	28	14.1	0	0.0
11:00	222	0	0.0	153	68.9	50	22.5	17	7.7	2	0.9
12:00	307	2	0.7	220	71.7	53	17.3	30	9.8	2	0.7
13:00	293	5	1.7	209	71.3	55	18.8	22	7.5	2	0.7
14:00	302	5	1.7	214	70.9	46	15.2	32	10.6	5	1.7
15:00	377	2	0.5	287	76.1	54	14.3	32	8.5	2	0.5
16:00	610	7	1.2	497	81.5	73	12.0	33	5.4	0	0.0
17:00	482	11	2.3	383	79.5	50	10.4	38	7.9	0	0.0
18:00	333	4	1.2	258	77.5	41	12.3	30	9.0	0	0.0
19:00	167	0	0.0	130	77.8	22	13.2	15	9.0	0	0.0
20:00	140	2	1.4	109	77.9	16	11.4	13	9.3	0	0.0
21:00	46	1	2.2	33	71.7	6	13.0	6	13.0	0	0.0
22:00	33	1	3.0	27	81.8	1	3.0	4	12.1	0	0.0
23:00	37	0	0.0	28	75.7	4	10.8	5	13.5	0	0.0
12H,7-19	3908	46	1.2	2910	74.5	606	15.5	327	8.4	19	0.5
16H,6-22	4459	52	1.2	3348	75.1	666	14.9	374	8.4	19	0.4
18H,6-24	4529	53	1.2	3403	75.1	671	14.8	383	8.5	19	0.4
24H,0-24	4725	59	1.3	3556	75.3	688	14.6	403	8.5	19	0.4
Daily Totals											
Tue 06-Jun-23	4647	54	1.2	3226	69.4	750	16.1	591	12.7	26	0.6
Wed 07-Jun-23	4822	61	1.3	3376	70.0	767	15.9	594	12.3	24	0.5
Thu 08-Jun-23	4748	58	1.2	3345	70.5	753	15.9	567	11.9	25	0.5
Fri 09-Jun-23	4570	59	1.3	3225	70.6	742	16.2	523	11.4	21	0.5
Sat 10-Jun-23	2150	39	1.8	1623	75.5	323	15.0	157	7.3	8	0.4
Sun 11-Jun-23	1667	30	1.8	1397	83.8	167	10.0	72	4.3	1	0.1
Mon 12-Jun-23	4725	59	1.3	3556	75.3	688	14.6	403	8.5	19	0.4
Total Vehicles											
[--]	27329	360	1.4	19748	73.6	4190	14.8	2907	9.8	124	0.4

Daily Totals



12384 IMMINGHAM Site No: 12384003 Location Site 3 - Manby Rd, Immingham
 Tue 06-Jun-23 to Mon 12-Jun-23 Channel: Southeastbound

Time Period	Total Vehicles	85%ile Speed	Mean Speed	Stand Dev.	<11Mph	11-<16	16-<21	21-<26	26-<31	31-<36	36-<41	41-<46	46-<51	51-<56	56-<61	=>61
-------------	----------------	--------------	------------	------------	--------	--------	--------	--------	--------	--------	--------	--------	--------	--------	--------	------

Tue 06-Jun-23																
00:00	24	52.1	43.1	10.4	0	1	1	0	0	1	4	8	4	4	1	0
01:00	25	56.9	46.9	9.2	0	0	0	0	0	2	8	2	3	5	4	1
02:00	22	59	46.5	12	0	1	0	0	0	2	4	3	5	2	2	3
03:00	19	52.1	45.1	7	0	0	0	0	0	2	3	6	4	3	1	0
04:00	37	52.6	44.7	7.7	0	0	0	0	0	4	8	12	5	6	0	2
05:00	78	53	42.7	10.6	0	2	2	1	6	2	18	18	12	12	2	3
06:00	182	54.1	46.3	7.5	0	0	0	0	1	11	29	54	43	26	10	8
07:00	271	50.4	43.8	6.7	0	0	0	2	0	15	87	76	57	23	5	6
08:00	295	51.2	44	6.8	0	1	0	0	0	19	87	88	54	32	11	3
09:00	227	48.4	42.1	6.2	0	0	0	0	4	23	82	67	34	12	3	2
10:00	209	48.8	42.8	7.2	0	1	0	0	6	18	55	83	25	8	9	4
11:00	233	50.4	44.1	6.9	0	0	1	1	2	11	63	75	51	15	11	3
12:00	267	49.9	43.3	6.8	0	0	0	1	10	17	61	105	42	21	7	3
13:00	238	49.6	43.2	6.7	0	0	0	0	7	20	59	83	45	16	5	3
14:00	320	50.8	44	7	0	0	1	0	3	34	67	100	69	33	9	4
15:00	375	49.6	42.4	7.7	0	1	6	6	4	38	98	115	70	24	9	4
16:00	607	50.3	43.6	6.8	0	2	1	0	13	40	157	181	140	53	17	3
17:00	528	52.5	45	7.6	0	5	2	1	2	18	113	171	115	69	20	12
18:00	302	53.4	45.5	7.2	0	0	1	0	0	12	72	96	55	42	16	8
19:00	147	53.6	45.3	8.4	0	0	0	0	10	9	22	35	40	16	10	5
20:00	89	50.5	43.3	7.7	0	0	0	0	2	10	30	15	20	6	4	2
21:00	64	56.6	45.5	8.9	0	0	0	0	2	4	16	17	9	5	7	4
22:00	52	54.1	46.5	8.2	0	0	1	0	0	2	9	11	17	6	4	2
23:00	36	51.1	44.3	7.2	0	0	0	0	0	3	7	17	3	4	0	2
12H,7-19	3872	50.6	43.7	7.1	0	10	12	11	51	265	1001	1240	757	348	122	55
16H,6-22	4354	50.9	43.9	7.2	0	10	12	11	66	299	1098	1361	869	401	153	74
18H,6-24	4442	50.9	44	7.2	0	10	13	11	66	304	1114	1389	889	411	157	78
24H,0-24	4647	51	44	7.4	0	14	16	12	72	317	1159	1438	922	443	167	87

Wed 07-Jun-23																
00:00	38	55.8	45.1	8.6	0	0	0	1	0	2	10	10	7	2	5	1
01:00	22	52.2	43.5	7.8	0	0	0	0	1	3	5	4	4	5	0	0
02:00	17	54.7	46.7	9.6	0	0	0	0	1	2	2	1	5	4	1	1
03:00	34	49.9	43.1	7.9	0	0	1	0	0	5	7	6	12	2	1	0
04:00	43	53.9	45.1	9.2	0	1	0	0	0	2	13	7	9	7	2	2
05:00	83	53.7	46	7.2	0	0	0	0	0	4	15	30	13	15	2	4
06:00	167	55.2	46.3	8.2	0	0	0	1	1	12	30	43	37	21	13	9
07:00	254	52.4	44.3	7.8	0	0	1	3	1	21	57	83	43	23	16	6
08:00	283	49.3	42.5	7.1	1	2	0	0	3	23	92	93	39	21	6	3

Time Period	Total Vehicles	85%ile Speed	Mean Speed	Stand Dev.	<11Mph	11-<16	16-<21	21-<26	26-<31	31-<36	36-<41	41-<46	46-<51	51-<56	56-<61	=>61
09:00	217	51.2	42.8	8	0	1	1	1	5	27	64	49	35	25	4	5
10:00	241	48.1	42.1	6.4	0	1	0	2	6	14	80	89	30	14	4	1
11:00	262	50.7	43.1	7.2	0	0	0	1	5	33	67	73	46	27	7	3
12:00	261	49.6	43	6.8	1	0	0	1	0	22	79	91	38	18	8	3
13:00	264	51.6	43.9	7.2	0	0	0	0	4	24	72	70	50	32	7	5
14:00	289	49.5	43.2	6.5	0	0	0	0	3	22	89	98	47	17	8	5
15:00	375	48.2	42.2	6.7	0	2	0	0	17	19	121	138	49	19	5	5
16:00	598	49.2	41.8	8.2	3	13	4	5	18	45	141	201	121	41	4	2
17:00	480	51.6	45	7.5	0	4	1	0	5	19	100	148	125	44	21	13
18:00	311	53.7	45.9	7.5	0	1	0	1	1	13	59	99	62	51	10	14
19:00	199	53.5	45.3	8.2	0	1	3	0	0	7	41	69	39	17	14	8
20:00	137	55.3	47	7.9	0	0	0	0	1	9	16	44	27	22	10	8
21:00	113	51.7	44.3	7.6	0	0	1	0	4	6	22	38	23	11	7	1
22:00	83	50.2	43.5	7.7	0	0	1	0	2	6	23	22	19	4	5	1
23:00	51	50.8	43.9	8.5	0	1	0	0	0	5	14	10	13	4	3	1
12H,7-19	3835	50.4	43.3	7.5	5	24	7	14	68	282	1021	1232	685	332	100	65
16H,6-22	4451	50.8	43.6	7.6	5	25	11	15	74	316	1130	1426	811	403	144	91
18H,6-24	4585	50.8	43.6	7.6	5	26	12	15	76	327	1167	1458	843	411	152	93
24H,0-24	4822	50.9	43.7	7.6	5	27	13	16	78	345	1219	1516	893	446	163	101
Thu 08-Jun-23																
00:00	62	54.4	46.8	7.3	0	0	0	0	1	2	11	14	16	12	5	1
01:00	53	56.5	47.4	8.4	0	0	0	0	0	4	10	10	11	9	6	3
02:00	41	54.6	46.2	7.7	0	0	0	0	1	2	8	9	10	6	5	0
03:00	65	55.6	48.4	7.7	0	0	0	0	0	1	9	19	12	15	3	6
04:00	39	51.5	43.6	8.5	0	1	0	0	0	5	5	15	6	6	0	1
05:00	103	54.4	46.4	7.2	0	0	0	0	0	4	20	30	25	12	9	3
06:00	166	54.8	46.4	7.7	0	0	0	0	3	5	29	52	41	14	13	9
07:00	266	48.8	42.6	5.8	0	0	0	0	3	19	91	90	40	22	0	1
08:00	270	49.2	42.3	6.9	0	2	0	0	7	21	96	74	45	17	7	1
09:00	223	49.4	42	7.1	0	1	0	4	4	29	62	62	40	19	1	1
10:00	234	47.9	41.6	5.9	0	0	0	3	3	21	90	66	40	9	2	0
11:00	258	47.2	40.2	7.1	0	1	1	2	17	31	108	52	28	12	5	1
12:00	310	47.5	41.1	6.7	0	0	1	2	12	36	118	81	43	9	5	3
13:00	242	50.2	43.2	7.4	0	0	1	3	8	21	53	75	53	18	8	2
14:00	317	49.9	42.6	7.5	0	1	0	0	4	53	81	89	52	20	10	7
15:00	369	49.6	42.9	6.9	0	0	0	6	2	30	119	104	72	19	13	4
16:00	541	50.2	42.9	7.3	0	4	2	5	9	49	139	153	117	55	6	2
17:00	483	51.7	44	7.9	0	5	0	2	4	31	123	159	80	43	24	12
18:00	281	53.1	45.2	7.5	0	1	1	0	1	16	66	71	68	34	18	5

12384 IMMINGHAM Site No: 12384003 Location Site 3 - Manby Rd, Immingham
 Tue 06-Jun-23 to Mon 12-Jun-23 Channel: Southeastbound

Time Period	Total Vehicles	85%ile Speed	Mean Speed	Stand Dev.	<11Mph	11-<16	16-<21	21-<26	26-<31	31-<36	36-<41	41-<46	46-<51	51-<56	56-<61	=>61
19:00	172	54.9	45.6	8.7	1	0	1	1	1	9	39	47	25	28	13	7
20:00	98	53.1	44.3	8	0	0	0	0	2	13	19	29	16	9	8	2
21:00	72	55.5	45.7	9.2	0	0	0	0	1	8	16	17	13	6	3	8
22:00	54	55.4	47.5	8.4	0	0	0	0	0	6	6	12	9	14	4	3
23:00	29	53.9	44.2	11.8	1	0	0	0	0	7	3	3	9	2	1	3
12H,7-19	3794	49.9	42.7	7.2	0	15	6	27	74	357	1146	1076	678	277	99	39
16H,6-22	4302	50.3	43	7.4	1	15	7	28	81	392	1249	1221	773	334	136	65
18H,6-24	4385	50.4	43.1	7.5	2	15	7	28	81	405	1258	1236	791	350	141	71
24H,0-24	4748	50.7	43.4	7.6	2	16	7	28	83	423	1321	1333	871	410	169	85
Fri 09-Jun-23																
00:00	38	48	41.9	7.4	0	1	0	0	0	4	10	14	7	1	1	0
01:00	22	55	46	8.2	0	0	0	0	0	0	9	4	2	4	2	1
02:00	22	56.5	48	8.1	0	0	0	0	0	0	5	5	5	3	2	2
03:00	27	50.4	45.9	5.8	0	0	0	0	0	1	5	5	13	2	1	0
04:00	38	50.5	43.6	7.3	0	0	0	0	0	9	3	10	11	4	1	0
05:00	89	56.6	46	8.4	0	0	0	0	1	3	24	27	10	9	10	5
06:00	167	55.7	47.4	7.9	0	0	0	0	1	8	23	49	36	26	12	12
07:00	223	51.4	43.7	7.4	0	0	1	1	4	19	60	59	43	24	11	1
08:00	295	50.7	44	6.7	0	0	0	0	5	17	77	99	56	26	11	4
09:00	215	50.6	43.6	6.6	0	0	0	0	4	17	58	63	44	23	6	0
10:00	222	49.9	43.6	6.6	0	0	0	1	3	8	75	65	46	14	6	4
11:00	246	51.4	44.2	6.6	0	0	0	2	1	10	71	78	44	31	7	2
12:00	312	49.9	43.3	6.5	0	0	0	0	5	22	92	101	57	23	10	2
13:00	333	51.7	45.5	6.4	0	0	0	0	0	17	60	105	96	34	19	2
14:00	370	51.8	44.6	7.2	0	1	2	1	3	26	68	122	84	46	12	5
15:00	400	51.2	44.5	6.6	0	1	0	0	5	17	95	135	85	47	10	5
16:00	445	51.5	45	6.9	0	1	1	0	6	18	89	149	109	48	16	8
17:00	452	53.5	45.6	7.6	0	3	0	0	2	28	89	119	115	56	31	9
18:00	262	54	45.2	8.1	1	0	0	0	6	22	48	69	53	39	19	5
19:00	135	55.9	48.4	8.2	0	1	0	0	0	4	20	26	33	31	10	10
20:00	92	52.4	44.3	7.1	0	0	0	0	0	9	26	22	17	13	5	0
21:00	63	52.5	43.6	8.3	0	0	0	0	1	12	15	10	13	7	4	1
22:00	56	54.1	46.9	6.7	0	0	0	0	0	1	10	17	11	13	3	1
23:00	46	53	45.5	6.8	0	0	0	0	0	1	13	13	8	9	1	1
12H,7-19	3775	51.6	44.5	7	1	6	4	5	44	221	882	1164	832	411	158	47
16H,6-22	4232	52.1	44.7	7.2	1	7	4	5	46	254	966	1271	931	488	189	70
18H,6-24	4334	52.2	44.8	7.2	1	7	4	5	46	256	989	1301	950	510	193	72
24H,0-24	4570	52.3	44.8	7.2	1	8	4	5	47	273	1045	1366	998	533	210	80

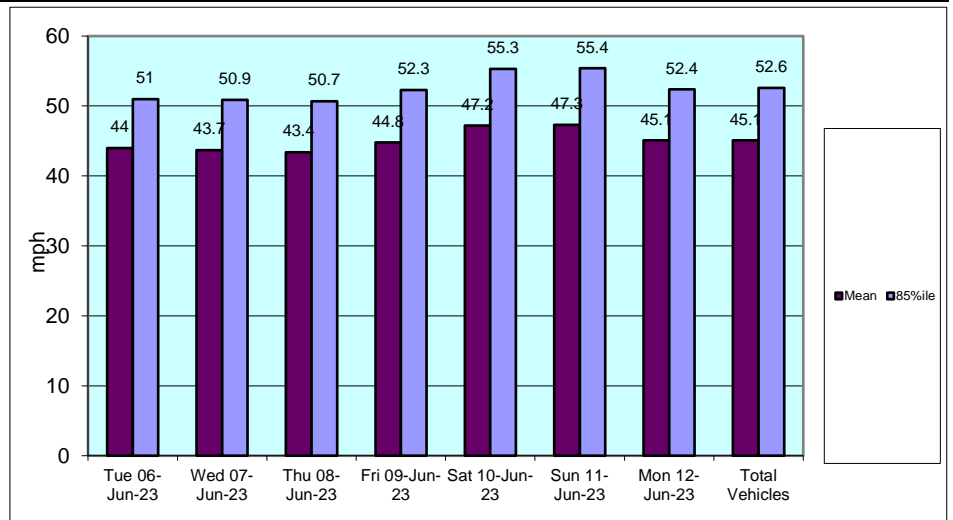
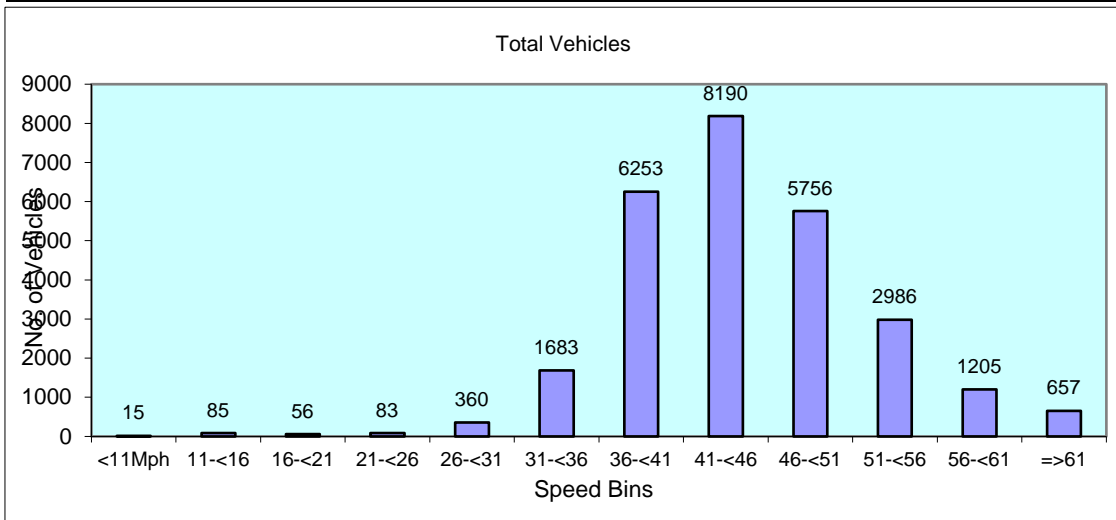
Sat 10-Jun-23

Time Period	Total Vehicles	85%ile Speed	Mean Speed	Stand Dev.	<11Mph	11-<16	16-<21	21-<26	26-<31	31-<36	36-<41	41-<46	46-<51	51-<56	56-<61	=>61
00:00	19	53.1	44.6	9.2	0	0	0	0	1	3	3	3	4	4	0	1
01:00	19	50.2	45.9	6.7	0	0	0	0	0	1	3	5	8	1	0	1
02:00	20	50.2	44.8	5.5	0	0	0	0	0	0	6	6	5	3	0	0
03:00	18	50.5	45.7	6.4	0	0	0	0	0	2	0	8	5	2	1	0
04:00	21	54.4	46.1	7.6	0	0	0	0	0	1	3	10	2	2	2	1
05:00	50	59.8	48.2	10.1	0	1	0	0	0	1	10	10	9	8	4	7
06:00	96	55.4	46.8	8.3	0	0	0	1	1	5	16	23	21	16	8	5
07:00	117	57.1	47.4	8.3	0	0	0	0	0	7	22	24	30	13	13	8
08:00	122	55.2	48	6.8	0	0	0	0	1	1	10	41	35	18	10	6
09:00	137	53.7	46	7.3	0	0	0	0	2	3	27	47	29	15	8	6
10:00	160	53.6	46.2	7	0	0	0	0	0	4	29	61	31	20	7	8
11:00	154	54.2	46.4	7.3	0	0	0	0	0	4	33	49	27	27	6	8
12:00	140	55.7	47.1	7.6	0	0	0	0	0	5	28	36	29	22	15	5
13:00	153	54.1	47.3	6.7	0	0	0	0	0	7	15	42	52	22	10	5
14:00	152	54	46.5	7.7	1	0	0	0	1	4	29	35	46	21	10	5
15:00	144	54.1	46.3	7.3	0	0	0	0	1	9	24	36	39	21	11	3
16:00	117	56.4	48	7.3	0	0	0	0	0	1	17	32	37	11	11	8
17:00	177	57	48.9	8.2	0	1	0	1	0	3	27	24	50	40	19	12
18:00	116	55.6	48.5	9.2	2	0	0	0	4	1	8	20	33	33	8	7
19:00	72	58.9	48.7	8.4	0	0	0	0	0	3	9	19	16	9	8	8
20:00	59	58.6	48.3	8.8	0	0	0	0	1	1	11	14	10	9	7	6
21:00	37	54.3	46.1	7.9	0	0	0	0	0	2	9	10	6	6	2	2
22:00	31	50.2	45.4	7.7	0	0	0	0	0	3	3	14	7	1	0	3
23:00	19	57.6	46.7	10.1	0	0	0	0	1	1	5	2	4	2	2	2
12H,7-19	1689	55.1	47.2	7.6	3	1	0	1	9	49	269	447	438	263	128	81
16H,6-22	1953	55.4	47.2	7.7	3	1	0	2	11	60	314	513	491	303	153	102
18H,6-24	2003	55.4	47.2	7.7	3	1	0	2	12	64	322	529	502	306	155	107
24H,0-24	2150	55.3	47.2	7.8	3	2	0	2	13	72	347	571	535	326	162	117
Sun 11-Jun-23																
00:00	16	47.8	42.3	5.8	0	0	0	0	0	2	5	5	3	1	0	0
01:00	19	52.7	47.4	5.6	0	0	0	0	0	0	4	1	9	5	0	0
02:00	11	-	45.8	9.9	0	0	0	0	0	1	3	3	2	0	0	2
03:00	14	49.9	44.9	6.2	0	0	0	0	0	2	1	3	7	1	0	0
04:00	11	48.1	43.5	5.2	0	0	0	0	0	0	4	4	2	1	0	0
05:00	54	-	49.2	10.1	0	1	0	0	0	1	8	11	12	6	6	9
06:00	71	57	48.7	8.7	0	0	1	1	0	0	11	11	17	17	9	4
07:00	50	58.1	49.8	7.3	0	0	0	0	0	0	6	9	16	8	7	4
08:00	49	54.7	46.9	9	0	1	0	0	0	2	9	9	12	11	2	3
09:00	69	53.3	44.8	9	0	1	1	0	2	3	12	19	17	7	6	1


12384 IMMINGHAM Site No: 12384003 Location Site 3 - Manby Rd, Immingham
 Tue 06-Jun-23 to Mon 12-Jun-23 Channel: Southeastbound

Time Period	Total Vehicles	85%ile Speed	Mean Speed	Stand Dev.	<11Mph	11-<16	16-<21	21-<26	26-<31	31-<36	36-<41	41-<46	46-<51	51-<56	56-<61	=>61
10:00	102	54.3	46.5	7.1	0	0	0	0	1	3	19	28	24	17	9	1
11:00	120	52.9	45.4	7.9	1	1	0	0	0	3	24	37	29	17	6	2
12:00	116	51.9	45.6	6.8	0	0	0	0	0	4	22	46	24	12	2	6
13:00	140	52.7	46	7.4	0	1	0	0	0	7	25	36	45	13	9	4
14:00	137	54.4	47.8	6	0	0	0	0	0	0	15	44	36	31	9	2
15:00	106	53.4	47.1	6.9	0	0	0	0	1	1	17	26	37	16	2	6
16:00	112	55.8	47.7	8.2	0	0	0	1	0	5	11	38	24	16	6	11
17:00	142	57.5	49.3	7.4	0	0	0	0	1	2	15	28	40	28	21	7
18:00	113	56.2	48.5	7.7	0	0	0	0	4	1	8	28	31	23	13	5
19:00	81	55.4	48.3	7.7	0	0	0	0	0	1	15	14	26	14	3	8
20:00	46	58.2	48.8	9	0	0	0	0	0	4	7	6	8	11	6	4
21:00	34	60.7	51.1	9.7	0	0	0	0	1	0	6	5	2	6	9	5
22:00	35	59.1	47.2	10.2	0	0	1	0	0	1	8	7	7	4	2	5
23:00	19	54.3	47.7	8.2	0	0	0	0	0	1	3	4	5	4	0	2
12H,7-19	1256	54.9	47.1	7.6	1	4	1	1	9	31	183	348	335	199	92	52
16H,6-22	1488	55.4	47.4	7.7	1	4	2	2	10	36	222	384	388	247	119	73
18H,6-24	1542	55.4	47.4	7.8	1	4	3	2	10	38	233	395	400	255	121	80
24H,0-24	1667	55.4	47.3	7.9	1	5	3	2	10	44	258	422	435	269	127	91
Mon 12-Jun-23																
00:00	13	48.8	46.6	7.6	0	0	0	0	0	1	2	2	6	1	0	1
01:00	16	52.8	45.1	8.4	0	0	0	0	0	2	4	3	3	3	0	1
02:00	12	54.4	48.9	7	0	0	0	0	0	0	1	4	2	4	0	1
03:00	35	54.5	47.6	7.2	0	0	0	0	0	1	4	11	9	6	2	2
04:00	30	51.8	42.8	8.6	0	0	0	1	1	6	4	5	7	6	0	0
05:00	90	59.5	49.8	8.7	0	1	0	0	0	1	9	18	23	17	10	11
06:00	198	54.4	47.6	6.9	0	0	1	0	0	4	26	44	69	35	12	7
07:00	279	51.3	44.5	7.2	0	2	1	1	2	6	67	104	52	28	11	5
08:00	279	51.7	44.7	7.4	0	1	0	6	5	8	44	109	60	27	17	2
09:00	226	51.9	45.3	7	0	0	0	0	2	15	44	63	64	20	14	4
10:00	198	49.9	43.1	7	0	0	0	2	10	8	51	70	34	16	6	1
11:00	222	50.2	43.7	6.6	0	0	0	0	2	15	61	77	40	16	8	3
12:00	307	50.5	43.7	7.4	0	1	5	1	7	14	62	111	66	28	11	1
13:00	293	50.7	44.5	6.7	0	1	0	0	3	11	61	122	54	24	11	6
14:00	302	52.3	44.9	7	0	0	1	1	1	23	50	112	58	38	14	4
15:00	377	50.4	44	6.9	0	1	1	4	4	23	77	126	95	34	9	3
16:00	610	51.8	44.5	7.3	1	2	1	0	13	36	123	184	146	79	18	7
17:00	482	52.2	45.6	7	0	3	3	0	1	7	84	168	129	59	20	8
18:00	333	54.6	47.3	7.4	2	0	0	0	2	5	42	94	96	57	22	13
19:00	167	54	45.9	7.8	0	0	0	2	1	9	27	57	29	27	8	7

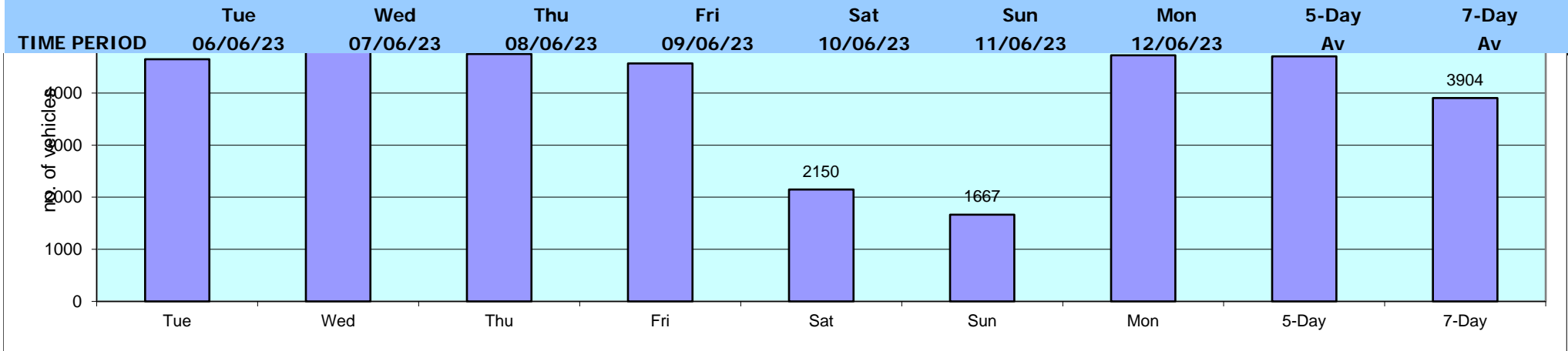
Time Period	Total Vehicles	85%ile Speed	Mean Speed	Stand Dev.	<11Mph	11-<16	16-<21	21-<26	26-<31	31-<36	36-<41	41-<46	46-<51	51-<56	56-<61	=>61
20:00	140	52.4	45	7	0	0	0	0	3	4	35	40	31	19	6	2
21:00	46	53.2	44.7	9.1	0	1	0	0	0	4	11	10	10	6	2	2
22:00	33	54.9	45.9	9.2	0	0	0	0	0	4	9	4	7	4	2	3
23:00	37	55.9	47.8	7.9	0	0	0	0	0	2	6	6	12	5	4	2
12H,7-19	3908	51.7	44.8	7.2	3	11	12	15	52	171	766	1340	894	426	161	57
16H,6-22	4459	52	44.9	7.2	3	12	13	17	56	192	865	1491	1033	513	189	75
18H,6-24	4529	52.1	45	7.2	3	12	13	17	56	198	880	1501	1052	522	195	80
24H,0-24	4725	52.4	45.1	7.3	3	13	13	18	57	209	904	1544	1102	559	207	96
Daily Totals																
Tue 06-Jun-23	4647	51	44	7.4	0	14	16	12	72	317	1159	1438	922	443	167	87
Wed 07-Jun-23	4822	50.9	43.7	7.6	5	27	13	16	78	345	1219	1516	893	446	163	101
Thu 08-Jun-23	4748	50.7	43.4	7.6	2	16	7	28	83	423	1321	1333	871	410	169	85
Fri 09-Jun-23	4570	52.3	44.8	7.2	1	8	4	5	47	273	1045	1366	998	533	210	80
Sat 10-Jun-23	2150	55.3	47.2	7.8	3	2	0	2	13	72	347	571	535	326	162	117
Sun 11-Jun-23	1667	55.4	47.3	7.9	1	5	3	2	10	44	258	422	435	269	127	91
Mon 12-Jun-23	4725	52.4	45.1	7.3	3	13	13	18	57	209	904	1544	1102	559	207	96
Total Vehicles																
[--]	27329	52.6	45.1	7.5	15	85	56	83	360	1683	6253	8190	5756	2986	1205	657



TIME PERIOD	Tue 06/06/23	Wed 07/06/23	Thu 08/06/23	Fri 09/06/23	Sat 10/06/23	Sun 11/06/23	Mon 12/06/23	5-Day Av	7-Day Av
Week Begin: 06-Jun-23									
00:00	24	38	62	38	19	16	13	35	30
01:00	25	22	53	22	19	19	16	28	25
02:00	22	17	41	22	20	11	12	23	21
03:00	19	34	65	27	18	14	35	36	30
04:00	37	43	39	38	21	11	30	37	31
05:00	78	83	103	89	50	54	90	89	78
06:00	182	167	166	167	96	71	198	176	150
07:00	271	254	266	223	117	50	279	259	209
08:00	295	283	270	295	122	49	279	284	228
09:00	227	217	223	215	137	69	226	222	188
10:00	209	241	234	222	160	102	198	221	195
11:00	233	262	258	246	154	120	222	244	214
12:00	267	261	310	312	140	116	307	291	245
13:00	238	264	242	333	153	140	293	274	238
14:00	320	289	317	370	152	137	302	320	270
15:00	375	375	369	400	144	106	377	379	307
16:00	607	598	541	445	117	112	610	560	433
17:00	528	480	483	452	177	142	482	485	392
18:00	302	311	281	262	116	113	333	298	245
19:00	147	199	172	135	72	81	167	164	139
20:00	89	137	98	92	59	46	140	111	94
21:00	64	113	72	63	37	34	46	72	61
22:00	52	83	54	56	31	35	33	56	49
23:00	36	51	29	46	19	19	37	40	34
12H,7-19	3872	3835	3794	3775	1689	1256	3908	3837	3161
16H,6-22	4354	4451	4302	4232	1953	1488	4459	4360	3606
18H,6-24	4442	4585	4385	4334	2003	1542	4529	4455	3689
24H,0-24	4647	4822	4748	4570	2150	1667	4725	4702	3904
Am	08:00	08:00	08:00	08:00	10:00	11:00	08:00		
Peak	295	283	270	295	160	120	279		
Pm	16:00	16:00	16:00	17:00	17:00	17:00	16:00		
Peak	607	598	541	452	177	142	610		



12384 IMMINGHAM Site No: 12384003 Location Site 3 - Manby Rd, Immingham
Channel: Southeastbound



12384 IMMINGHAM										
JUNE 2023										
Site	Location	Direction	Start Date	End Date	Posted Speed Limit (PSL)	Total Vehicles	5 Day Ave.	7 Day Ave.	Average 85%ile Speed	Average Mean Speed
Site No: 12384004	Site 4 - Queens Rd, Immingham 53.61585, -0.18628	Channel: Northwestbound	Tue 06-Jun-23	Mon 12-Jun-23	30	10436	1820	1491	40.4	33.7
		Channel: Southeastbound	Tue 06-Jun-23	Mon 12-Jun-23		10543	1847	1506	39.5	33.1

TIME PERIOD	TOTAL VEHICLES	MOTOR-CYCLES	CARS OR CAR-BASED LGV	LIGHT GOODS VEHICLES	BUSES	TWO AXLE, SIX TYRE, RIGID/BUSES	THREE AXLE RIGID	FOUR OR MORE AXLE RIGID	FOUR OR LESS AXLE ARTIC	FIVE AXLE ARTIC	SIX OR MORE AXLE ARTIC	FIVE OR LESS AXLE MULTI-TRAILER ARTIC	SIX AXLE MULTI-TRAILER ARTIC	SEVEN OR MORE AXLE ARTIC
Tue 06-Jun-23														
00:00	6	0	6	0	0	0	0	0	0	0	0	0	0	0
01:00	3	0	3	0	0	0	0	0	0	0	0	0	0	0
02:00	2	0	2	0	0	0	0	0	0	0	0	0	0	0
03:00	9	0	9	0	0	0	0	0	0	0	0	0	0	0
04:00	10	0	8	0	1	1	0	0	0	0	0	0	0	0
05:00	24	3	17	0	0	0	0	0	0	0	4	0	0	0
06:00	55	7	39	3	1	0	1	0	0	0	4	0	0	0
07:00	93	3	64	16	0	0	1	0	0	0	8	1	0	0
08:00	121	3	77	22	0	0	3	0	2	1	10	3	0	0
09:00	118	2	73	22	2	1	4	0	2	1	11	0	0	0
10:00	152	2	103	24	0	1	6	1	3	0	10	2	0	0
11:00	143	2	94	29	0	1	3	0	2	1	8	3	0	0
12:00	144	5	96	26	0	2	3	0	3	0	9	0	0	0
13:00	134	4	97	14	1	0	1	0	3	0	10	4	0	0
14:00	157	2	106	20	0	1	2	1	3	3	14	5	0	0
15:00	152	2	109	21	0	0	4	0	4	2	9	1	0	0
16:00	264	8	220	18	0	2	4	0	1	0	11	0	0	0
17:00	179	4	156	10	0	1	1	0	0	0	6	1	0	0
18:00	64	4	51	4	0	0	2	0	0	0	3	0	0	0
19:00	37	1	29	3	0	0	1	0	0	0	3	0	0	0
20:00	11	0	10	0	0	0	0	0	0	0	1	0	0	0
21:00	20	3	13	3	0	0	0	0	0	0	1	0	0	0
22:00	18	1	15	1	0	0	0	0	0	0	1	0	0	0
23:00	6	0	5	0	0	0	0	0	0	0	1	0	0	0
12H,7-19	1721	41	1246	226	3	9	34	2	23	8	109	20	0	0
16H,6-22	1844	52	1337	235	4	9	36	2	23	8	118	20	0	0
18H,6-24	1868	53	1357	236	4	9	36	2	23	8	120	20	0	0
24H,0-24	1922	56	1402	236	5	10	36	2	23	8	124	20	0	0
Wed 07-Jun-23														
00:00	8	0	7	0	0	0	1	0	0	0	0	0	0	0
01:00	4	0	4	0	0	0	0	0	0	0	0	0	0	0
02:00	4	0	3	1	0	0	0	0	0	0	0	0	0	0
03:00	8	2	5	1	0	0	0	0	0	0	0	0	0	0
04:00	5	0	5	0	0	0	0	0	0	0	0	0	0	0
05:00	44	2	33	2	2	1	2	0	0	1	1	0	0	0

TIME PERIOD	TOTAL VEHICLES	MOTOR-CYCLES	CARS OR CAR-BASED LGV	LIGHT GOODS VEHICLES	BUSES	TWO AXLE, SIX TYRE, RIGID/BUSES	THREE AXLE RIGID	FOUR OR MORE AXLE RIGID	FOUR OR LESS AXLE ARTIC	FIVE AXLE ARTIC	SIX OR MORE AXLE ARTIC	FIVE OR LESS AXLE MULTI-TRAILER ARTIC	SIX AXLE MULTI-TRAILER ARTIC	SEVEN OR MORE AXLE ARTIC
06:00	67	10	45	9	0	0	0	0	1	0	2	0	0	0
07:00	110	4	72	17	0	0	5	0	1	1	10	0	0	0
08:00	110	4	70	20	0	1	2	0	1	1	7	4	0	0
09:00	134	5	80	23	0	0	4	0	3	1	11	7	0	0
10:00	88	1	60	16	0	1	3	0	2	0	4	1	0	0
11:00	119	4	69	25	0	0	6	0	3	2	8	2	0	0
12:00	125	6	90	20	1	0	1	0	1	1	3	2	0	0
13:00	121	3	70	27	1	1	5	0	3	0	8	3	0	0
14:00	128	5	83	19	0	1	3	0	1	2	11	3	0	0
15:00	157	10	109	28	0	1	1	0	5	0	2	1	0	0
16:00	248	7	208	20	1	0	2	0	1	0	6	3	0	0
17:00	184	7	150	10	1	2	2	0	1	0	10	1	0	0
18:00	68	7	52	2	0	0	1	0	0	0	6	0	0	0
19:00	41	1	31	3	0	0	0	0	0	1	4	1	0	0
20:00	31	2	26	0	0	0	0	0	0	0	3	0	0	0
21:00	10	1	9	0	0	0	0	0	0	0	0	0	0	0
22:00	9	0	7	1	0	0	0	0	0	0	1	0	0	0
23:00	13	0	8	2	0	0	1	0	1	0	0	1	0	0
12H,7-19	1592	63	1113	227	4	7	35	0	22	8	86	27	0	0
16H,6-22	1741	77	1224	239	4	7	35	0	23	9	95	28	0	0
18H,6-24	1763	77	1239	242	4	7	36	0	24	9	96	29	0	0
24H,0-24	1836	81	1296	246	6	8	39	0	24	10	97	29	0	0
Thu 08-Jun-23														
00:00	8	0	7	1	0	0	0	0	0	0	0	0	0	0
01:00	0	0	0	0	0	0	0	0	0	0	0	0	0	0
02:00	5	0	5	0	0	0	0	0	0	0	0	0	0	0
03:00	7	2	5	0	0	0	0	0	0	0	0	0	0	0
04:00	11	0	11	0	0	0	0	0	0	0	0	0	0	0
05:00	34	3	26	0	1	0	0	0	0	0	4	0	0	0
06:00	66	9	38	9	2	0	1	0	0	0	5	2	0	0
07:00	96	6	63	13	0	0	5	0	1	1	5	2	0	0
08:00	119	1	82	18	0	2	1	0	3	1	8	3	0	0
09:00	107	4	70	18	0	0	2	0	1	1	9	2	0	0
10:00	134	2	97	17	2	1	2	0	2	1	7	3	0	0
11:00	144	6	96	28	0	0	1	1	4	0	8	0	0	0
12:00	142	6	113	18	0	0	0	0	1	1	2	1	0	0

TIME PERIOD	TOTAL VEHICLES	MOTOR-CYCLES	CARS OR CAR-BASED LGV	LIGHT GOODS VEHICLES	BUSES	TWO AXLE, SIX TYRE, RIGID/BUSES	THREE AXLE RIGID	FOUR OR MORE AXLE RIGID	FOUR OR LESS AXLE ARTIC	FIVE AXLE ARTIC	SIX OR MORE AXLE ARTIC	FIVE OR LESS AXLE MULTI-TRAILER ARTIC	SIX AXLE MULTI-TRAILER ARTIC	SEVEN OR MORE AXLE ARTIC
13:00	145	5	96	27	0	1	5	0	6	0	4	1	0	0
14:00	149	4	118	20	0	0	1	0	0	0	6	0	0	0
15:00	151	4	119	13	0	1	2	0	5	0	6	1	0	0
16:00	240	10	198	20	0	3	0	0	0	0	6	3	0	0
17:00	155	2	135	11	0	2	0	0	1	0	4	0	0	0
18:00	58	2	49	3	0	0	0	0	0	0	2	2	0	0
19:00	20	1	18	1	0	0	0	0	0	0	0	0	0	0
20:00	13	1	11	0	0	0	0	0	0	0	1	0	0	0
21:00	8	1	5	2	0	0	0	0	0	0	0	0	0	0
22:00	13	1	10	0	0	0	1	0	0	0	1	0	0	0
23:00	5	0	4	0	0	0	0	0	0	0	1	0	0	0
12H,7-19	1640	52	1236	206	2	10	19	1	24	5	67	18	0	0
16H,6-22	1747	64	1308	218	4	10	20	1	24	5	73	20	0	0
18H,6-24	1765	65	1322	218	4	10	21	1	24	5	75	20	0	0
24H,0-24	1830	70	1376	219	5	10	21	1	24	5	79	20	0	0
Fri 09-Jun-23														
00:00	10	0	10	0	0	0	0	0	0	0	0	0	0	0
01:00	3	0	3	0	0	0	0	0	0	0	0	0	0	0
02:00	3	1	2	0	0	0	0	0	0	0	0	0	0	0
03:00	6	0	4	0	1	0	1	0	0	0	0	0	0	0
04:00	5	2	3	0	0	0	0	0	0	0	0	0	0	0
05:00	25	3	20	1	0	1	0	0	0	0	0	0	0	0
06:00	57	4	46	4	0	0	1	0	1	0	1	0	0	0
07:00	85	3	61	7	0	0	2	0	3	0	7	2	0	0
08:00	101	3	60	26	1	1	1	1	0	0	7	1	0	0
09:00	122	1	79	29	0	1	0	0	3	0	7	2	0	0
10:00	117	1	77	21	1	3	2	0	2	0	9	1	0	0
11:00	145	11	89	24	1	0	7	0	1	0	9	3	0	0
12:00	138	4	104	16	0	0	2	0	0	0	11	1	0	0
13:00	138	4	104	16	0	0	3	0	4	0	6	1	0	0
14:00	115	7	84	13	0	0	2	0	1	0	6	2	0	0
15:00	131	4	110	10	0	0	2	0	0	1	4	0	0	0
16:00	145	7	126	7	0	1	1	0	0	0	3	0	0	0
17:00	119	2	105	4	1	1	3	0	0	0	1	2	0	0
18:00	144	5	131	5	0	0	1	0	0	0	1	1	0	0
19:00	27	3	19	4	0	0	1	0	0	0	0	0	0	0

TIME PERIOD	TOTAL VEHICLES	MOTOR-CYCLES	CARS OR		BUSES	TWO AXLE, SIX TYRE, RIGID/BUSES		THREE AXLE RIGID		FOUR OR MORE AXLE RIGID		FOUR OR LESS AXLE ARTIC		FIVE OR MORE AXLE ARTIC		SIX OR MORE AXLE ARTIC		FIVE OR LESS AXLE MULTI-TRAILER ARTIC		SIX AXLE MULTI-TRAILER ARTIC		SEVEN OR MORE AXLE ARTIC	
			CAR-BASED LGV	LIGHT GOODS VEHICLES																			
20:00	10	0	8	1	0	0	0	0	0	0	0	1	0	0	0	0	0	0	0	0	0	0	
21:00	9	1	4	4	0	0	0	0	0	0	0	0	0	0	0	0	0	0	0	0	0	0	
22:00	18	2	12	1	0	0	0	0	0	0	0	2	1	0	0	0	0	0	0	0	0	0	
23:00	9	0	9	0	0	0	0	0	0	0	0	0	0	0	0	0	0	0	0	0	0	0	
12H,7-19	1500	52	1130	178	4	7	26	1	14	1	71	16	0	0	0	0	0	0	0	0	0	0	
16H,6-22	1603	60	1207	191	4	7	28	1	15	1	73	16	0	0	0	0	0	0	0	0	0	0	
18H,6-24	1630	62	1228	192	4	7	28	1	15	1	75	17	0	0	0	0	0	0	0	0	0	0	
24H,0-24	1682	68	1270	193	5	8	29	1	15	1	75	17	0	0	0	0	0	0	0	0	0	0	
Sat 10-Jun-23																							
00:00	8	0	7	1	0	0	0	0	0	0	0	0	0	0	0	0	0	0	0	0	0	0	
01:00	1	0	1	0	0	0	0	0	0	0	0	0	0	0	0	0	0	0	0	0	0	0	
02:00	8	0	7	0	0	0	0	0	0	1	0	0	0	0	0	0	0	0	0	0	0	0	
03:00	3	0	3	0	0	0	0	0	0	0	0	0	0	0	0	0	0	0	0	0	0	0	
04:00	4	1	3	0	0	0	0	0	0	0	0	0	0	0	0	0	0	0	0	0	0	0	
05:00	17	3	13	1	0	0	0	0	0	0	0	0	0	0	0	0	0	0	0	0	0	0	
06:00	28	4	23	0	0	0	0	0	0	0	0	1	0	0	0	0	0	0	0	0	0	0	
07:00	24	0	18	4	0	0	0	0	0	1	0	0	1	0	0	0	0	0	0	0	0	0	
08:00	38	2	25	10	0	0	0	0	0	0	0	0	1	0	0	0	0	0	0	0	0	0	
09:00	69	1	48	17	0	0	2	0	0	0	0	0	1	0	0	0	0	0	0	0	0	0	
10:00	61	1	47	8	0	1	2	0	0	0	0	1	1	0	0	0	0	0	0	0	0	0	
11:00	58	2	50	4	0	0	1	0	1	0	0	0	0	0	0	0	0	0	0	0	0	0	
12:00	48	0	44	4	0	0	0	0	0	0	0	0	0	0	0	0	0	0	0	0	0	0	
13:00	58	2	54	2	0	0	0	0	0	0	0	0	0	0	0	0	0	0	0	0	0	0	
14:00	43	0	40	0	0	0	2	0	0	0	0	0	1	0	0	0	0	0	0	0	0	0	
15:00	45	1	42	2	0	0	0	0	0	0	0	0	0	0	0	0	0	0	0	0	0	0	
16:00	44	2	37	2	0	0	2	0	0	0	0	1	0	0	0	0	0	0	0	0	0	0	
17:00	38	2	34	0	0	0	0	0	0	0	0	1	1	0	0	0	0	0	0	0	0	0	
18:00	29	3	25	1	0	0	0	0	0	0	0	0	0	0	0	0	0	0	0	0	0	0	
19:00	15	2	11	1	0	0	1	0	0	0	0	0	0	0	0	0	0	0	0	0	0	0	
20:00	11	0	10	0	1	0	0	0	0	0	0	0	0	0	0	0	0	0	0	0	0	0	
21:00	8	2	6	0	0	0	0	0	0	0	0	0	0	0	0	0	0	0	0	0	0	0	
22:00	8	0	6	0	1	0	0	0	0	1	0	0	0	0	0	0	0	0	0	0	0	0	
23:00	5	0	2	1	0	0	1	0	0	0	0	0	1	0	0	0	0	0	0	0	0	0	
12H,7-19	555	16	464	54	0	1	9	0	2	0	3	6	0	0	0	0	0	0	0	0	0	0	
16H,6-22	617	24	514	55	1	1	10	0	2	0	4	6	0	0	0	0	0	0	0	0	0	0	
18H,6-24	630	24	522	56	2	1	11	0	3	0	4	7	0	0	0	0	0	0	0	0	0	0	

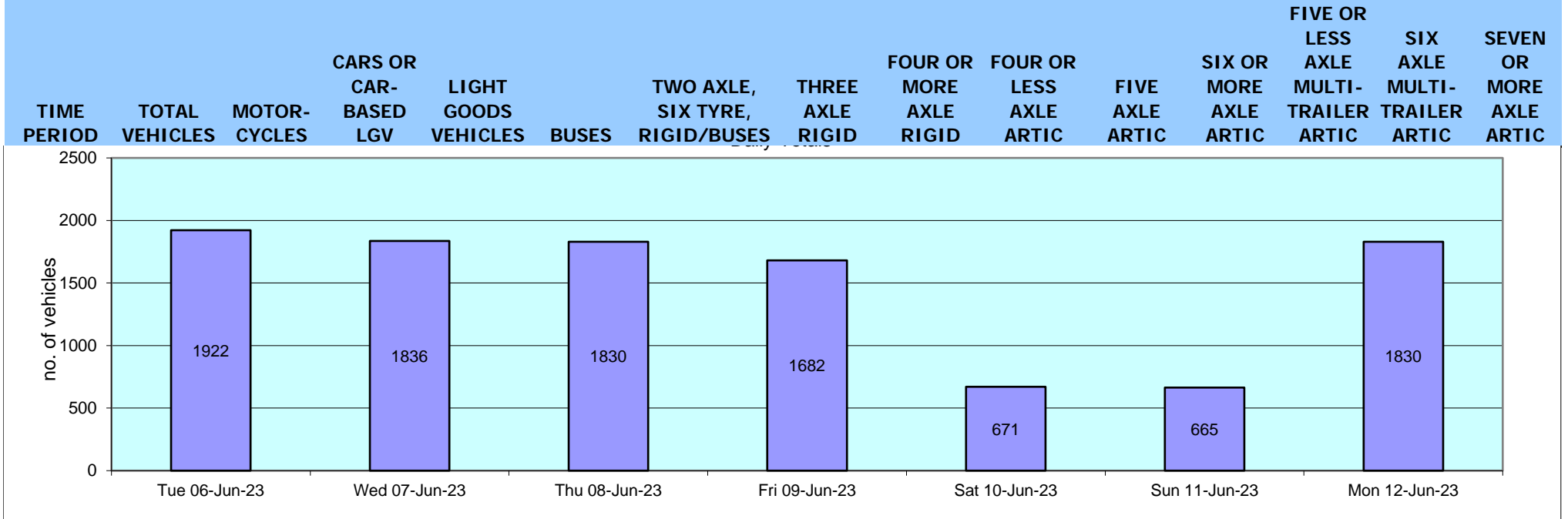
12384 IMMINGHAM Site No: 12384004 Location Site 4 - Queens Rd, Immingham
 Tue 06-Jun-23 to Mon 12-Jun-23 Channel: Northwestbound

TIME PERIOD	TOTAL VEHICLES	MOTOR-CYCLES	CARS OR CAR-BASED LGV	LIGHT GOODS VEHICLES	BUSES	TWO AXLE, SIX TYRE, RIGID/BUSES	THREE AXLE RIGID	FOUR OR MORE AXLE RIGID	FOUR OR LESS AXLE ARTIC	FIVE AXLE ARTIC	SIX OR MORE AXLE ARTIC	FIVE OR LESS AXLE MULTI-TRAILER ARTIC	SIX AXLE MULTI-TRAILER ARTIC	SEVEN OR MORE AXLE ARTIC
24H,0-24	671	28	556	58	2	1	11	0	4	0	4	7	0	0
Sun 11-Jun-23														
00:00	4	0	3	0	0	0	0	0	1	0	0	0	0	0
01:00	2	0	1	0	0	0	0	0	0	1	0	0	0	0
02:00	3	0	3	0	0	0	0	0	0	0	0	0	0	0
03:00	3	0	2	0	0	0	1	0	0	0	0	0	0	0
04:00	4	0	4	0	0	0	0	0	0	0	0	0	0	0
05:00	9	1	6	0	0	0	0	0	0	0	2	0	0	0
06:00	27	2	22	0	0	0	0	0	0	0	3	0	0	0
07:00	25	0	23	1	0	0	0	0	0	0	1	0	0	0
08:00	35	3	27	1	0	0	1	0	0	0	2	1	0	0
09:00	48	2	40	3	0	0	1	0	0	0	1	1	0	0
10:00	58	1	52	2	0	0	1	0	0	0	1	1	0	0
11:00	55	2	43	7	0	0	2	0	0	0	1	0	0	0
12:00	69	0	57	7	0	0	1	0	0	0	4	0	0	0
13:00	65	2	55	3	0	0	0	0	1	1	3	0	0	0
14:00	63	1	53	4	0	0	2	0	0	0	3	0	0	0
15:00	44	0	36	2	0	0	2	0	1	0	3	0	0	0
16:00	33	1	28	0	0	0	0	0	0	0	4	0	0	0
17:00	33	3	28	2	0	0	0	0	0	0	0	0	0	0
18:00	39	3	32	2	1	0	0	0	0	0	0	1	0	0
19:00	17	0	15	2	0	0	0	0	0	0	0	0	0	0
20:00	7	0	3	3	0	0	0	0	0	0	1	0	0	0
21:00	12	0	12	0	0	0	0	0	0	0	0	0	0	0
22:00	7	0	4	1	0	0	0	0	0	0	0	2	0	0
23:00	3	1	1	1	0	0	0	0	0	0	0	0	0	0
12H,7-19	567	18	474	34	1	0	10	0	2	1	23	4	0	0
16H,6-22	630	20	526	39	1	0	10	0	2	1	27	4	0	0
18H,6-24	640	21	531	41	1	0	10	0	2	1	27	6	0	0
24H,0-24	665	22	550	41	1	0	11	0	3	2	29	6	0	0
Mon 12-Jun-23														
00:00	4	0	3	1	0	0	0	0	0	0	0	0	0	0
01:00	1	0	0	1	0	0	0	0	0	0	0	0	0	0
02:00	1	0	1	0	0	0	0	0	0	0	0	0	0	0
03:00	3	0	3	0	0	0	0	0	0	0	0	0	0	0
04:00	9	1	7	1	0	0	0	0	0	0	0	0	0	0

TIME PERIOD	TOTAL VEHICLES	MOTOR-CYCLES	CARS OR CAR-BASED LGV	LIGHT GOODS VEHICLES	BUSES	TWO AXLE, SIX TYRE, RIGID/BUSES	THREE AXLE RIGID	FOUR OR MORE AXLE RIGID	FOUR OR LESS AXLE ARTIC	FIVE AXLE ARTIC	SIX OR MORE AXLE ARTIC	FIVE OR LESS AXLE MULTI-TRAILER ARTIC	SIX AXLE MULTI-TRAILER ARTIC	SEVEN OR MORE AXLE ARTIC
05:00	20	0	15	0	2	1	0	0	0	0	2	0	0	0
06:00	64	7	48	6	0	0	0	0	0	0	3	0	0	0
07:00	89	10	54	11	1	1	3	0	1	0	6	2	0	0
08:00	110	3	75	20	0	0	1	0	4	0	6	1	0	0
09:00	128	2	89	24	0	2	2	0	0	0	9	0	0	0
10:00	116	2	75	22	0	1	3	1	3	0	7	2	0	0
11:00	128	3	88	21	0	0	4	0	1	0	10	1	0	0
12:00	166	5	114	29	1	0	2	0	4	0	7	4	0	0
13:00	153	4	117	20	0	0	4	0	1	0	5	2	0	0
14:00	150	6	107	24	0	0	3	0	6	0	3	1	0	0
15:00	154	8	118	14	0	1	0	0	2	0	10	1	0	0
16:00	228	8	194	15	0	2	0	0	1	0	5	3	0	0
17:00	173	12	147	10	0	2	1	0	0	0	1	0	0	0
18:00	40	3	32	3	0	0	0	0	0	0	2	0	0	0
19:00	36	0	24	3	0	0	0	0	0	1	6	2	0	0
20:00	23	2	18	2	0	0	0	0	0	0	1	0	0	0
21:00	15	1	10	0	0	0	0	0	0	1	3	0	0	0
22:00	10	1	8	0	0	0	0	0	0	0	1	0	0	0
23:00	9	0	6	0	1	0	1	0	0	0	1	0	0	0
12H,7-19	1635	66	1210	213	2	9	23	1	23	0	71	17	0	0
16H,6-22	1773	76	1310	224	2	9	23	1	23	2	84	19	0	0
18H,6-24	1792	77	1324	224	3	9	24	1	23	2	86	19	0	0
24H,0-24	1830	78	1353	227	5	10	24	1	23	2	88	19	0	0
Daily Totals														
Tue 06-Jun-23	1922	56	1402	236	5	10	36	2	23	8	124	20	0	0
Wed 07-Jun-23	1836	81	1296	246	6	8	39	0	24	10	97	29	0	0
Thu 08-Jun-23	1830	70	1376	219	5	10	21	1	24	5	79	20	0	0
Fri 09-Jun-23	1682	68	1270	193	5	8	29	1	15	1	75	17	0	0
Sat 10-Jun-23	671	28	556	58	2	1	11	0	4	0	4	7	0	0
Sun 11-Jun-23	665	22	550	41	1	0	11	0	3	2	29	6	0	0
Mon 12-Jun-23	1830	78	1353	227	5	10	24	1	23	2	88	19	0	0
Total Vehicles														
[--]	10436	403	7803	1220	29	47	171	5	116	28	496	118	0	0

Daily Totals

12384 IMMINGHAM Site No: 12384004 Location Site 4 - Queens Rd, Immingham
 Tue 06-Jun-23 to Mon 12-Jun-23 Channel: Northwestbound



12384 IMMINGHAM Site No: 12384004 Location Site 4 - Queens Rd, Immingham
 Tue 06-Jun-23 to Mon 12-Jun-23 Channel: Northwestbound

TIME PERIOD	TOTAL VEHICLES	MOTOR-CYCLES	MOTOR-CYCLES%	CARS	CARS %	LGV	LGV %	HGV	HGV %	BUS	BUS %
Tue 06-Jun-23											
00:00	6	0	0.0	6	100.0	0	0.0	0	0.0	0	0.0
01:00	3	0	0.0	3	100.0	0	0.0	0	0.0	0	0.0
02:00	2	0	0.0	2	100.0	0	0.0	0	0.0	0	0.0
03:00	9	0	0.0	9	100.0	0	0.0	0	0.0	0	0.0
04:00	10	0	0.0	8	80.0	0	0.0	1	10.0	1	10.0
05:00	24	3	12.5	17	70.8	0	0.0	4	16.7	0	0.0
06:00	55	7	12.7	39	70.9	3	5.5	5	9.1	1	1.8
07:00	93	3	3.2	64	68.8	16	17.2	10	10.8	0	0.0
08:00	121	3	2.5	77	63.6	22	18.2	19	15.7	0	0.0
09:00	118	2	1.7	73	61.9	22	18.6	19	16.1	2	1.7
10:00	152	2	1.3	103	67.8	24	15.8	23	15.1	0	0.0
11:00	143	2	1.4	94	65.7	29	20.3	18	12.6	0	0.0
12:00	144	5	3.5	96	66.7	26	18.1	17	11.8	0	0.0
13:00	134	4	3.0	97	72.4	14	10.5	18	13.4	1	0.8
14:00	157	2	1.3	106	67.5	20	12.7	29	18.5	0	0.0
15:00	152	2	1.3	109	71.7	21	13.8	20	13.2	0	0.0
16:00	264	8	3.0	220	83.3	18	6.8	18	6.8	0	0.0
17:00	179	4	2.2	156	87.2	10	5.6	9	5.0	0	0.0
18:00	64	4	6.3	51	79.7	4	6.3	5	7.8	0	0.0
19:00	37	1	2.7	29	78.4	3	8.1	4	10.8	0	0.0
20:00	11	0	0.0	10	90.9	0	0.0	1	9.1	0	0.0
21:00	20	3	15.0	13	65.0	3	15.0	1	5.0	0	0.0
22:00	18	1	5.6	15	83.3	1	5.6	1	5.6	0	0.0
23:00	6	0	0.0	5	83.3	0	0.0	1	16.7	0	0.0
12H,7-19	1721	41	2.4	1246	72.4	226	13.1	205	11.9	3	0.2
16H,6-22	1844	52	2.8	1337	72.5	235	12.7	216	11.7	4	0.2
18H,6-24	1868	53	2.8	1357	72.6	236	12.6	218	11.7	4	0.2
24H,0-24	1922	56	2.9	1402	72.9	236	12.3	223	11.6	5	0.3
Wed 07-Jun-23											
00:00	8	0	0.0	7	87.5	0	0.0	1	12.5	0	0.0
01:00	4	0	0.0	4	100.0	0	0.0	0	0.0	0	0.0
02:00	4	0	0.0	3	75.0	1	25.0	0	0.0	0	0.0
03:00	8	2	25.0	5	62.5	1	12.5	0	0.0	0	0.0
04:00	5	0	0.0	5	100.0	0	0.0	0	0.0	0	0.0
05:00	44	2	4.6	33	75.0	2	4.6	5	11.4	2	4.6

12384 IMMINGHAM Site No: 12384004 Location Site 4 - Queens Rd, Immingham
 Tue 06-Jun-23 to Mon 12-Jun-23 Channel: Northwestbound

TIME PERIOD	TOTAL VEHICLES	MOTOR-CYCLES	MOTOR-CYCLES%	CARS	CARS %	LGV	LGV %	HGV	HGV %	BUS	BUS %
06:00	67	10	14.9	45	67.2	9	13.4	3	4.5	0	0.0
07:00	110	4	3.6	72	65.5	17	15.5	17	15.5	0	0.0
08:00	110	4	3.6	70	63.6	20	18.2	16	14.6	0	0.0
09:00	134	5	3.7	80	59.7	23	17.2	26	19.4	0	0.0
10:00	88	1	1.1	60	68.2	16	18.2	11	12.5	0	0.0
11:00	119	4	3.4	69	58.0	25	21.0	21	17.7	0	0.0
12:00	125	6	4.8	90	72.0	20	16.0	8	6.4	1	0.8
13:00	121	3	2.5	70	57.9	27	22.3	20	16.5	1	0.8
14:00	128	5	3.9	83	64.8	19	14.8	21	16.4	0	0.0
15:00	157	10	6.4	109	69.4	28	17.8	10	6.4	0	0.0
16:00	248	7	2.8	208	83.9	20	8.1	12	4.8	1	0.4
17:00	184	7	3.8	150	81.5	10	5.4	16	8.7	1	0.5
18:00	68	7	10.3	52	76.5	2	2.9	7	10.3	0	0.0
19:00	41	1	2.4	31	75.6	3	7.3	6	14.6	0	0.0
20:00	31	2	6.5	26	83.9	0	0.0	3	9.7	0	0.0
21:00	10	1	10.0	9	90.0	0	0.0	0	0.0	0	0.0
22:00	9	0	0.0	7	77.8	1	11.1	1	11.1	0	0.0
23:00	13	0	0.0	8	61.5	2	15.4	3	23.1	0	0.0
12H,7-19	1592	63	4.0	1113	69.9	227	14.3	185	11.6	4	0.3
16H,6-22	1741	77	4.4	1224	70.3	239	13.7	197	11.3	4	0.2
18H,6-24	1763	77	4.4	1239	70.3	242	13.7	201	11.4	4	0.2
24H,0-24	1836	81	4.4	1296	70.6	246	13.4	207	11.3	6	0.3
Thu 08-Jun-23											
00:00	8	0	0.0	7	87.5	1	12.5	0	0.0	0	0.0
01:00	0	0	-	0	-	0	-	0	-	0	-
02:00	5	0	0.0	5	100.0	0	0.0	0	0.0	0	0.0
03:00	7	2	28.6	5	71.4	0	0.0	0	0.0	0	0.0
04:00	11	0	0.0	11	100.0	0	0.0	0	0.0	0	0.0
05:00	34	3	8.8	26	76.5	0	0.0	4	11.8	1	2.9
06:00	66	9	13.6	38	57.6	9	13.6	8	12.1	2	3.0
07:00	96	6	6.3	63	65.6	13	13.5	14	14.6	0	0.0
08:00	119	1	0.8	82	68.9	18	15.1	18	15.1	0	0.0
09:00	107	4	3.7	70	65.4	18	16.8	15	14.0	0	0.0
10:00	134	2	1.5	97	72.4	17	12.7	16	11.9	2	1.5
11:00	144	6	4.2	96	66.7	28	19.4	14	9.7	0	0.0
12:00	142	6	4.2	113	79.6	18	12.7	5	3.5	0	0.0

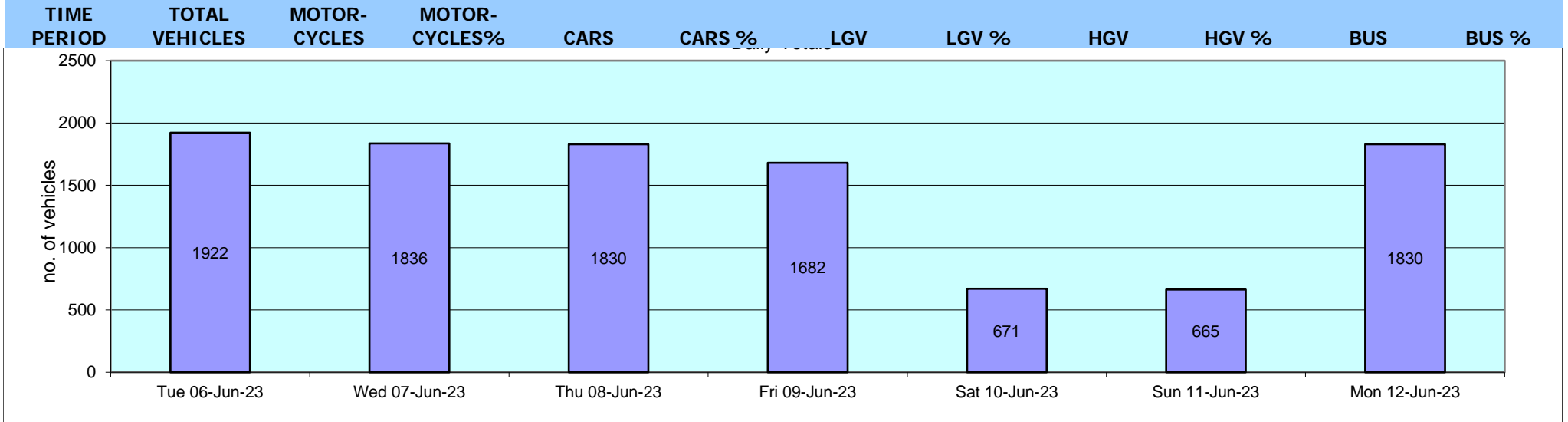
TIME PERIOD	TOTAL VEHICLES	MOTOR-CYCLES	MOTOR-CYCLES%	CARS	CARS %	LGV	LGV %	HGV	HGV %	BUS	BUS %
13:00	145	5	3.5	96	66.2	27	18.6	17	11.7	0	0.0
14:00	149	4	2.7	118	79.2	20	13.4	7	4.7	0	0.0
15:00	151	4	2.7	119	78.8	13	8.6	15	9.9	0	0.0
16:00	240	10	4.2	198	82.5	20	8.3	12	5.0	0	0.0
17:00	155	2	1.3	135	87.1	11	7.1	7	4.5	0	0.0
18:00	58	2	3.5	49	84.5	3	5.2	4	6.9	0	0.0
19:00	20	1	5.0	18	90.0	1	5.0	0	0.0	0	0.0
20:00	13	1	7.7	11	84.6	0	0.0	1	7.7	0	0.0
21:00	8	1	12.5	5	62.5	2	25.0	0	0.0	0	0.0
22:00	13	1	7.7	10	76.9	0	0.0	2	15.4	0	0.0
23:00	5	0	0.0	4	80.0	0	0.0	1	20.0	0	0.0
12H,7-19	1640	52	3.2	1236	75.4	206	12.6	144	8.8	2	0.1
16H,6-22	1747	64	3.7	1308	74.9	218	12.5	153	8.8	4	0.2
18H,6-24	1765	65	3.7	1322	74.9	218	12.4	156	8.8	4	0.2
24H,0-24	1830	70	3.8	1376	75.2	219	12.0	160	8.7	5	0.3
Fri 09-Jun-23											
00:00	10	0	0.0	10	100.0	0	0.0	0	0.0	0	0.0
01:00	3	0	0.0	3	100.0	0	0.0	0	0.0	0	0.0
02:00	3	1	33.3	2	66.7	0	0.0	0	0.0	0	0.0
03:00	6	0	0.0	4	66.7	0	0.0	1	16.7	1	16.7
04:00	5	2	40.0	3	60.0	0	0.0	0	0.0	0	0.0
05:00	25	3	12.0	20	80.0	1	4.0	1	4.0	0	0.0
06:00	57	4	7.0	46	80.7	4	7.0	3	5.3	0	0.0
07:00	85	3	3.5	61	71.8	7	8.2	14	16.5	0	0.0
08:00	101	3	3.0	60	59.4	26	25.7	11	10.9	1	1.0
09:00	122	1	0.8	79	64.8	29	23.8	13	10.7	0	0.0
10:00	117	1	0.9	77	65.8	21	18.0	17	14.5	1	0.9
11:00	145	11	7.6	89	61.4	24	16.6	20	13.8	1	0.7
12:00	138	4	2.9	104	75.4	16	11.6	14	10.1	0	0.0
13:00	138	4	2.9	104	75.4	16	11.6	14	10.1	0	0.0
14:00	115	7	6.1	84	73.0	13	11.3	11	9.6	0	0.0
15:00	131	4	3.1	110	84.0	10	7.6	7	5.3	0	0.0
16:00	145	7	4.8	126	86.9	7	4.8	5	3.5	0	0.0
17:00	119	2	1.7	105	88.2	4	3.4	7	5.9	1	0.8
18:00	144	5	3.5	131	91.0	5	3.5	3	2.1	0	0.0
19:00	27	3	11.1	19	70.4	4	14.8	1	3.7	0	0.0

TIME PERIOD	TOTAL VEHICLES	MOTOR-CYCLES	MOTOR-CYCLES%	CARS	CARS %	LGV	LGV %	HGV	HGV %	BUS	BUS %
20:00	10	0	0.0	8	80.0	1	10.0	1	10.0	0	0.0
21:00	9	1	11.1	4	44.4	4	44.4	0	0.0	0	0.0
22:00	18	2	11.1	12	66.7	1	5.6	3	16.7	0	0.0
23:00	9	0	0.0	9	100.0	0	0.0	0	0.0	0	0.0
12H,7-19	1500	52	3.5	1130	75.3	178	11.9	136	9.1	4	0.3
16H,6-22	1603	60	3.7	1207	75.3	191	11.9	141	8.8	4	0.3
18H,6-24	1630	62	3.8	1228	75.3	192	11.8	144	8.8	4	0.3
24H,0-24	1682	68	4.0	1270	75.5	193	11.5	146	8.7	5	0.3
Sat 10-Jun-23											
00:00	8	0	0.0	7	87.5	1	12.5	0	0.0	0	0.0
01:00	1	0	0.0	1	100.0	0	0.0	0	0.0	0	0.0
02:00	8	0	0.0	7	87.5	0	0.0	1	12.5	0	0.0
03:00	3	0	0.0	3	100.0	0	0.0	0	0.0	0	0.0
04:00	4	1	25.0	3	75.0	0	0.0	0	0.0	0	0.0
05:00	17	3	17.7	13	76.5	1	5.9	0	0.0	0	0.0
06:00	28	4	14.3	23	82.1	0	0.0	1	3.6	0	0.0
07:00	24	0	0.0	18	75.0	4	16.7	2	8.3	0	0.0
08:00	38	2	5.3	25	65.8	10	26.3	1	2.6	0	0.0
09:00	69	1	1.5	48	69.6	17	24.6	3	4.4	0	0.0
10:00	61	1	1.6	47	77.1	8	13.1	5	8.2	0	0.0
11:00	58	2	3.5	50	86.2	4	6.9	2	3.5	0	0.0
12:00	48	0	0.0	44	91.7	4	8.3	0	0.0	0	0.0
13:00	58	2	3.5	54	93.1	2	3.5	0	0.0	0	0.0
14:00	43	0	0.0	40	93.0	0	0.0	3	7.0	0	0.0
15:00	45	1	2.2	42	93.3	2	4.4	0	0.0	0	0.0
16:00	44	2	4.6	37	84.1	2	4.6	3	6.8	0	0.0
17:00	38	2	5.3	34	89.5	0	0.0	2	5.3	0	0.0
18:00	29	3	10.3	25	86.2	1	3.5	0	0.0	0	0.0
19:00	15	2	13.3	11	73.3	1	6.7	1	6.7	0	0.0
20:00	11	0	0.0	10	90.9	0	0.0	0	0.0	1	9.1
21:00	8	2	25.0	6	75.0	0	0.0	0	0.0	0	0.0
22:00	8	0	0.0	6	75.0	0	0.0	1	12.5	1	12.5
23:00	5	0	0.0	2	40.0	1	20.0	2	40.0	0	0.0
12H,7-19	555	16	2.9	464	83.6	54	9.7	21	3.8	0	0.0
16H,6-22	617	24	3.9	514	83.3	55	8.9	23	3.7	1	0.2
18H,6-24	630	24	3.8	522	82.9	56	8.9	26	4.1	2	0.3

TIME PERIOD	TOTAL VEHICLES	MOTOR-CYCLES	MOTOR-CYCLES%	CARS	CARS %	LGV	LGV %	HGV	HGV %	BUS	BUS %
24H,0-24	671	28	4.2	556	82.9	58	8.6	27	4.0	2	0.3
Sun 11-Jun-23											
00:00	4	0	0.0	3	75.0	0	0.0	1	25.0	0	0.0
01:00	2	0	0.0	1	50.0	0	0.0	1	50.0	0	0.0
02:00	3	0	0.0	3	100.0	0	0.0	0	0.0	0	0.0
03:00	3	0	0.0	2	66.7	0	0.0	1	33.3	0	0.0
04:00	4	0	0.0	4	100.0	0	0.0	0	0.0	0	0.0
05:00	9	1	11.1	6	66.7	0	0.0	2	22.2	0	0.0
06:00	27	2	7.4	22	81.5	0	0.0	3	11.1	0	0.0
07:00	25	0	0.0	23	92.0	1	4.0	1	4.0	0	0.0
08:00	35	3	8.6	27	77.1	1	2.9	4	11.4	0	0.0
09:00	48	2	4.2	40	83.3	3	6.3	3	6.3	0	0.0
10:00	58	1	1.7	52	89.7	2	3.5	3	5.2	0	0.0
11:00	55	2	3.6	43	78.2	7	12.7	3	5.5	0	0.0
12:00	69	0	0.0	57	82.6	7	10.1	5	7.3	0	0.0
13:00	65	2	3.1	55	84.6	3	4.6	5	7.7	0	0.0
14:00	63	1	1.6	53	84.1	4	6.4	5	7.9	0	0.0
15:00	44	0	0.0	36	81.8	2	4.6	6	13.6	0	0.0
16:00	33	1	3.0	28	84.9	0	0.0	4	12.1	0	0.0
17:00	33	3	9.1	28	84.9	2	6.1	0	0.0	0	0.0
18:00	39	3	7.7	32	82.1	2	5.1	1	2.6	1	2.6
19:00	17	0	0.0	15	88.2	2	11.8	0	0.0	0	0.0
20:00	7	0	0.0	3	42.9	3	42.9	1	14.3	0	0.0
21:00	12	0	0.0	12	100.0	0	0.0	0	0.0	0	0.0
22:00	7	0	0.0	4	57.1	1	14.3	2	28.6	0	0.0
23:00	3	1	33.3	1	33.3	1	33.3	0	0.0	0	0.0
12H,7-19	567	18	3.2	474	83.6	34	6.0	40	7.1	1	0.2
16H,6-22	630	20	3.2	526	83.5	39	6.2	44	7.0	1	0.2
18H,6-24	640	21	3.3	531	83.0	41	6.4	46	7.2	1	0.2
24H,0-24	665	22	3.3	550	82.7	41	6.2	51	7.7	1	0.2
Mon 12-Jun-23											
00:00	4	0	0.0	3	75.0	1	25.0	0	0.0	0	0.0
01:00	1	0	0.0	0	0.0	1	100.0	0	0.0	0	0.0
02:00	1	0	0.0	1	100.0	0	0.0	0	0.0	0	0.0
03:00	3	0	0.0	3	100.0	0	0.0	0	0.0	0	0.0
04:00	9	1	11.1	7	77.8	1	11.1	0	0.0	0	0.0

TIME PERIOD	TOTAL VEHICLES	MOTOR-CYCLES	MOTOR-CYCLES%	CARS	CARS %	LGV	LGV %	HGV	HGV %	BUS	BUS %
05:00	20	0	0.0	15	75.0	0	0.0	3	15.0	2	10.0
06:00	64	7	10.9	48	75.0	6	9.4	3	4.7	0	0.0
07:00	89	10	11.2	54	60.7	11	12.4	13	14.6	1	1.1
08:00	110	3	2.7	75	68.2	20	18.2	12	10.9	0	0.0
09:00	128	2	1.6	89	69.5	24	18.8	13	10.2	0	0.0
10:00	116	2	1.7	75	64.7	22	19.0	17	14.7	0	0.0
11:00	128	3	2.3	88	68.8	21	16.4	16	12.5	0	0.0
12:00	166	5	3.0	114	68.7	29	17.5	17	10.2	1	0.6
13:00	153	4	2.6	117	76.5	20	13.1	12	7.8	0	0.0
14:00	150	6	4.0	107	71.3	24	16.0	13	8.7	0	0.0
15:00	154	8	5.2	118	76.6	14	9.1	14	9.1	0	0.0
16:00	228	8	3.5	194	85.1	15	6.6	11	4.8	0	0.0
17:00	173	12	6.9	147	85.0	10	5.8	4	2.3	0	0.0
18:00	40	3	7.5	32	80.0	3	7.5	2	5.0	0	0.0
19:00	36	0	0.0	24	66.7	3	8.3	9	25.0	0	0.0
20:00	23	2	8.7	18	78.3	2	8.7	1	4.4	0	0.0
21:00	15	1	6.7	10	66.7	0	0.0	4	26.7	0	0.0
22:00	10	1	10.0	8	80.0	0	0.0	1	10.0	0	0.0
23:00	9	0	0.0	6	66.7	0	0.0	2	22.2	1	11.1
12H,7-19	1635	66	4.0	1210	74.0	213	13.0	144	8.8	2	0.1
16H,6-22	1773	76	4.3	1310	73.9	224	12.6	161	9.1	2	0.1
18H,6-24	1792	77	4.3	1324	73.9	224	12.5	164	9.2	3	0.2
24H,0-24	1830	78	4.3	1353	73.9	227	12.4	167	9.1	5	0.3
Daily Totals											
Tue 06-Jun-23	1922	56	2.9	1402	72.9	236	12.3	223	11.6	5	0.3
Wed 07-Jun-23	1836	81	4.4	1296	70.6	246	13.4	207	11.3	6	0.3
Thu 08-Jun-23	1830	70	3.8	1376	75.2	219	12.0	160	8.7	5	0.3
Fri 09-Jun-23	1682	68	4.0	1270	75.5	193	11.5	146	8.7	5	0.3
Sat 10-Jun-23	671	28	4.2	556	82.9	58	8.6	27	4.0	2	0.3
Sun 11-Jun-23	665	22	3.3	550	82.7	41	6.2	51	7.7	1	0.2
Mon 12-Jun-23	1830	78	4.3	1353	73.9	227	12.4	167	9.1	5	0.3
Total Vehicles											
[--]	10436	403	3.8	7803	76.2	1220	10.9	981	8.7	29	0.3

Daily Totals



12384 IMMINGHAM Site No: 12384004 Location Site 4 - Queens Rd, Immingham
 Tue 06-Jun-23 to Mon 12-Jun-23 Channel: Northwestbound

Time Period	Total Vehicles	85%ile Speed	Mean Speed	Stand Dev.	<6Mph	6-<11	11-<16	16-<21	21-<26	26-<31	31-<36	36-<41	41-<46	46-<51	51-<56	=>56
-------------	----------------	--------------	------------	------------	-------	-------	--------	--------	--------	--------	--------	--------	--------	--------	--------	------

Tue 06-Jun-23																
00:00	6	-	37.7	7.4	0	0	0	0	0	1	2	1	1	1	0	0
01:00	3	-	43.5	8.8	0	0	0	0	0	0	0	2	0	0	1	0
02:00	2	-	41	3.5	0	0	0	0	0	0	0	1	1	0	0	0
03:00	9	-	36.3	5.2	0	0	0	0	0	1	4	2	2	0	0	0
04:00	10	43.5	38.5	5.4	0	0	0	0	0	0	4	3	2	1	0	0
05:00	24	39.7	34.8	6.6	0	0	1	0	0	3	10	8	1	1	0	0
06:00	55	39.8	33.2	7.2	0	0	1	2	4	10	21	11	5	0	1	0
07:00	93	38.9	32.5	7	0	0	1	6	2	28	31	18	4	2	1	0
08:00	121	35.9	31.4	5.8	0	1	1	3	6	42	50	16	1	0	1	0
09:00	118	35	29.2	6.2	0	0	4	4	25	37	37	8	3	0	0	0
10:00	152	35.3	29.2	7.4	1	2	6	11	25	26	67	12	1	1	0	0
11:00	143	35.6	29.9	6.5	0	1	6	5	12	57	44	15	2	1	0	0
12:00	144	37.6	30.5	8.1	0	1	7	13	10	37	47	21	3	4	1	0
13:00	134	36.6	31	6.5	0	1	3	6	9	43	49	19	3	1	0	0
14:00	157	38.7	31.1	7.4	0	2	5	2	27	35	49	24	13	0	0	0
15:00	152	38	31.5	6.8	0	0	4	8	13	38	54	29	4	2	0	0
16:00	264	40	33.7	7.4	0	3	9	7	10	36	87	89	21	2	0	0
17:00	179	40.6	35	6.2	0	0	2	2	5	29	63	55	18	4	1	0
18:00	64	40.9	35.5	7	0	0	0	3	3	8	15	25	7	3	0	0
19:00	37	39.1	33	6.1	0	0	0	1	1	14	10	8	2	1	0	0
20:00	11	44.1	39	5.4	0	0	0	0	0	0	4	3	3	1	0	0
21:00	20	42.3	36	9.6	0	0	1	0	2	1	5	7	2	1	0	1
22:00	18	40	35.2	5.1	0	0	0	0	0	4	6	6	2	0	0	0
23:00	6	-	39.3	11.2	0	0	0	0	0	2	0	2	1	0	0	1
12H,7-19	1721	38.7	31.7	7.2	1	11	48	70	147	416	593	331	80	20	4	0
16H,6-22	1844	38.8	31.9	7.2	1	11	50	73	154	441	633	360	92	23	5	1
18H,6-24	1868	38.9	32	7.2	1	11	50	73	154	447	639	368	95	23	5	2
24H,0-24	1922	39	32.1	7.2	1	11	51	73	154	452	659	385	102	26	6	2

Wed 07-Jun-23																
00:00	8	-	38.5	6.7	0	0	0	0	0	2	0	2	4	0	0	0
01:00	4	-	37.3	6.4	0	0	0	0	0	1	0	2	1	0	0	0
02:00	4	-	38.5	1.6	0	0	0	0	0	0	0	4	0	0	0	0
03:00	8	-	36	10.7	0	0	1	0	0	0	3	1	2	1	0	0
04:00	5	-	36.5	5.8	0	0	0	0	0	1	1	2	1	0	0	0
05:00	44	40.7	35.9	7.9	0	0	2	0	3	2	10	21	4	0	2	0
06:00	67	40.4	32.8	7.4	0	0	1	2	7	18	17	13	7	2	0	0
07:00	110	35.4	29.4	6.7	0	1	6	4	12	39	35	12	1	0	0	0
08:00	110	36.6	31	7.1	0	2	5	4	6	22	52	16	3	0	0	0

Time Period	Total Vehicles	85%ile Speed	Mean Speed	Stand Dev.	<6Mph	6-<11	11-<16	16-<21	21-<26	26-<31	31-<36	36-<41	41-<46	46-<51	51-<56	=>56
09:00	134	35.5	30.1	6.6	0	1	4	4	16	48	45	11	4	0	1	0
10:00	88	35.9	28.5	8.4	2	4	2	5	11	26	25	12	1	0	0	0
11:00	119	36.8	30	8.1	3	2	3	6	13	24	47	17	4	0	0	0
12:00	125	35.2	27.8	7.9	1	3	10	8	15	45	28	14	1	0	0	0
13:00	121	37.1	31.3	6.4	0	0	3	6	9	34	46	19	3	1	0	0
14:00	128	38.3	30.7	8.7	4	1	6	5	10	24	49	20	9	0	0	0
15:00	157	39.8	33.9	6.7	0	0	4	2	6	29	62	39	10	4	1	0
16:00	248	40.5	34.5	6.4	0	0	3	4	10	43	87	71	25	4	1	0
17:00	184	40.8	35.1	7	1	0	4	1	6	25	61	60	19	6	1	0
18:00	68	42.8	37	7.4	0	0	1	2	0	4	23	24	9	2	2	1
19:00	41	38.4	33	5.3	0	0	0	0	3	11	17	7	3	0	0	0
20:00	31	42.1	37.5	5.1	0	0	0	0	0	2	10	13	4	2	0	0
21:00	10	41	36	11.4	0	0	1	0	0	1	3	3	1	0	0	1
22:00	9	-	37.4	4.4	0	0	0	0	0	0	4	3	2	0	0	0
23:00	13	38.8	37.3	5.2	0	0	0	0	0	1	4	6	1	1	0	0
12H,7-19	1592	39	31.9	7.6	11	14	51	51	114	363	560	315	89	17	6	1
16H,6-22	1741	39.2	32.1	7.6	11	14	53	53	124	395	607	351	104	21	6	2
18H,6-24	1763	39.2	32.2	7.6	11	14	53	53	124	396	615	360	107	22	6	2
24H,0-24	1836	39.4	32.3	7.6	11	14	56	53	127	402	629	392	119	23	8	2
Thu 08-Jun-23																
00:00	8	-	37.3	5.3	0	0	0	0	0	1	2	3	2	0	0	0
01:00	0	-	-	-	0	0	0	0	0	0	0	0	0	0	0	0
02:00	5	-	38.5	3.7	0	0	0	0	0	0	1	3	1	0	0	0
03:00	7	-	34.2	10.6	0	0	1	0	0	1	1	2	2	0	0	0
04:00	11	42.4	36.2	5.8	0	0	0	0	0	2	4	2	3	0	0	0
05:00	34	43	36.7	6.8	0	0	0	1	0	4	11	10	6	1	1	0
06:00	66	41.7	34.2	7.2	0	0	1	3	1	16	18	15	11	1	0	0
07:00	96	35.9	29.6	7.5	0	5	2	3	9	30	33	13	1	0	0	0
08:00	119	36.6	32.5	5	0	0	0	2	6	31	60	15	4	1	0	0
09:00	107	36.7	29.6	8.3	0	2	11	2	7	33	33	17	0	1	1	0
10:00	134	35.9	30.5	6.4	0	2	1	8	14	36	54	16	3	0	0	0
11:00	144	35.9	30	7.1	1	2	4	6	17	43	50	18	2	1	0	0
12:00	142	37.2	31.6	6.5	0	1	4	1	17	29	63	21	5	1	0	0
13:00	145	38.6	32.1	6.7	0	2	1	5	10	39	51	28	8	1	0	0
14:00	149	37.2	32.8	4.8	0	1	1	0	4	35	78	29	1	0	0	0
15:00	151	40	34.2	6.9	0	1	4	3	5	19	55	51	11	1	1	0
16:00	240	41.8	34.9	7.3	0	2	3	10	5	28	84	66	34	8	0	0
17:00	155	40.3	35.6	6.1	0	0	2	2	1	20	51	64	9	5	0	1
18:00	58	41.8	36.6	7	0	0	1	1	0	5	20	21	5	3	2	0

12384 IMMINGHAM Site No: 12384004 Location Site 4 - Queens Rd, Immingham
 Tue 06-Jun-23 to Mon 12-Jun-23 Channel: Northwestbound

Time Period	Total Vehicles	85%ile Speed	Mean Speed	Stand Dev.	<6Mph	6-<11	11-<16	16-<21	21-<26	26-<31	31-<36	36-<41	41-<46	46-<51	51-<56	=>56
19:00	20	43.9	36.3	9.3	0	0	2	0	0	1	5	5	6	1	0	0
20:00	13	44.6	39.7	5.3	0	0	0	0	0	0	4	3	5	1	0	0
21:00	8	-	36	10.4	0	0	1	0	0	0	2	3	1	1	0	0
22:00	13	39.9	32.7	8.5	0	0	0	1	3	1	2	4	2	0	0	0
23:00	5	-	34.5	4.4	0	0	0	0	0	1	2	2	0	0	0	0
12H,7-19	1640	39.1	32.6	7	1	18	34	43	95	348	632	359	83	22	4	1
16H,6-22	1747	39.4	32.8	7.1	1	18	38	46	96	365	661	385	106	26	4	1
18H,6-24	1765	39.4	32.8	7.1	1	18	38	47	99	367	665	391	108	26	4	1
24H,0-24	1830	39.5	32.9	7.1	1	18	39	48	99	375	684	411	122	27	5	1
Fri 09-Jun-23																
00:00	10	41	38.5	3.6	0	0	0	0	0	0	2	6	2	0	0	0
01:00	3	-	35.2	7.6	0	0	0	0	0	1	1	0	1	0	0	0
02:00	3	-	35.2	10.4	0	0	0	0	1	0	0	1	1	0	0	0
03:00	6	-	37.7	4	0	0	0	0	0	0	2	3	1	0	0	0
04:00	5	-	39.5	8.3	0	0	0	0	0	0	2	2	0	0	1	0
05:00	25	45.6	37.5	9.1	0	0	1	1	0	1	8	5	5	3	1	0
06:00	57	40.7	33.9	8.5	0	0	3	1	3	13	11	18	6	1	0	1
07:00	85	38.4	31.7	7.7	0	4	0	3	4	20	32	18	3	1	0	0
08:00	101	37.7	30.1	8.1	0	1	5	9	10	25	30	16	4	0	1	0
09:00	122	37.7	30.5	7.8	0	0	8	5	15	31	38	18	5	1	1	0
10:00	117	36.5	29.7	7.6	0	3	6	8	6	36	38	18	2	0	0	0
11:00	145	39.1	32.8	6.2	0	0	2	4	10	31	56	32	10	0	0	0
12:00	138	38	32.1	6.3	0	0	2	6	13	24	61	27	4	1	0	0
13:00	138	39.7	33.9	6.5	0	0	3	4	4	24	49	44	7	3	0	0
14:00	115	38	32.6	6.2	0	0	4	1	4	27	53	21	3	2	0	0
15:00	131	42.5	35.9	7.6	1	2	1	2	0	12	47	39	23	2	1	1
16:00	145	42.7	36.2	7	0	0	3	2	4	14	42	50	23	5	2	0
17:00	119	42.1	35.6	7.2	0	1	0	3	6	12	38	37	16	4	2	0
18:00	144	42.2	36.6	6	0	0	1	1	3	11	50	51	21	4	2	0
19:00	27	50.1	38.7	11.5	0	0	2	1	0	1	6	6	4	3	3	1
20:00	10	39.3	33	9.6	0	1	0	0	0	1	4	3	1	0	0	0
21:00	9	-	34.1	11.4	0	0	1	0	0	3	2	0	1	2	0	0
22:00	18	42.3	36	8.9	0	0	1	0	0	1	9	3	3	0	0	1
23:00	9	-	35.2	5.7	0	0	0	0	1	0	4	3	1	0	0	0
12H,7-19	1500	40	33.3	7.3	1	11	35	48	79	267	534	371	121	23	9	1
16H,6-22	1603	40.2	33.5	7.5	1	12	41	50	82	285	557	398	133	29	12	3
18H,6-24	1630	40.2	33.5	7.5	1	12	42	50	83	286	570	404	137	29	12	4
24H,0-24	1682	40.3	33.6	7.6	1	12	43	51	84	288	585	421	147	32	14	4

Sat 10-Jun-23

12384 IMMINGHAM Site No: 12384004 Location Site 4 - Queens Rd, Immingham
 Tue 06-Jun-23 to Mon 12-Jun-23 Channel: Northwestbound

Time Period	Total Vehicles	85%ile Speed	Mean Speed	Stand Dev.	<6Mph	6-<11	11-<16	16-<21	21-<26	26-<31	31-<36	36-<41	41-<46	46-<51	51-<56	=>56
00:00	8	-	41.6	7.1	0	0	0	0	0	1	1	0	4	2	0	0
01:00	1	-	28.5	-	0	0	0	0	0	1	0	0	0	0	0	0
02:00	8	-	37.3	3.8	0	0	0	0	0	0	3	4	1	0	0	0
03:00	3	-	40.2	3.1	0	0	0	0	0	0	0	2	1	0	0	0
04:00	4	-	41	5.2	0	0	0	0	0	0	0	3	0	1	0	0
05:00	17	42.6	37.3	7.9	0	0	0	2	0	0	1	10	3	1	0	0
06:00	28	45.4	39.2	7.4	0	0	0	1	0	1	6	10	6	2	2	0
07:00	24	42.1	36.2	6.4	0	0	0	0	2	2	7	8	4	1	0	0
08:00	38	43.1	36.5	6.3	0	0	0	0	2	5	10	11	9	1	0	0
09:00	69	43.1	35.2	8.6	0	1	2	1	2	12	18	18	10	3	2	0
10:00	61	39.3	33.3	6.2	0	0	0	2	2	17	23	11	4	2	0	0
11:00	58	40.7	36.1	6	0	0	0	0	0	11	19	20	5	2	0	1
12:00	48	42.3	36.2	5.3	0	0	0	0	1	4	22	11	9	1	0	0
13:00	58	42	37.1	5.5	0	0	0	0	1	5	17	24	9	1	1	0
14:00	43	40.6	35	5.8	0	0	0	1	0	8	17	11	5	1	0	0
15:00	45	43.3	36.9	5.8	0	0	0	0	0	5	18	12	6	4	0	0
16:00	44	40.7	34.3	8.1	0	0	2	1	3	6	10	16	5	0	1	0
17:00	38	43	35.7	8.3	0	0	2	0	1	6	8	12	7	1	1	0
18:00	29	46.2	40.1	6.7	0	0	0	0	1	0	8	6	9	4	1	0
19:00	15	40.3	33.5	8.6	0	0	1	1	0	2	4	5	2	0	0	0
20:00	11	45.6	38	7	0	0	0	0	0	1	5	1	2	2	0	0
21:00	8	-	41	7.2	0	0	0	0	0	0	3	0	4	0	1	0
22:00	8	-	36.6	8.5	0	0	0	0	0	2	3	1	1	0	1	0
23:00	5	-	42.5	9.7	0	0	0	0	0	0	1	2	1	0	0	1
12H,7-19	555	42.6	35.9	6.8	0	1	6	5	15	81	177	160	82	21	6	1
16H,6-22	617	43	36.1	6.9	0	1	7	7	15	85	195	176	96	25	9	1
18H,6-24	630	43	36.1	7	0	1	7	7	15	87	199	179	98	25	10	2
24H,0-24	671	43.2	36.3	7	0	1	7	9	15	89	204	198	107	29	10	2
Sun 11-Jun-23																
00:00	4	-	32.3	2.8	0	0	0	0	0	1	3	0	0	0	0	0
01:00	2	-	38.5	1.8	0	0	0	0	0	0	0	2	0	0	0	0
02:00	3	-	40.2	3.1	0	0	0	0	0	0	0	2	1	0	0	0
03:00	3	-	36.8	7.6	0	0	0	0	0	1	0	1	1	0	0	0
04:00	4	-	33.5	8.2	0	0	0	0	1	0	2	0	1	0	0	0
05:00	9	-	39.1	10.2	0	0	0	1	0	0	2	2	2	1	1	0
06:00	27	45.2	39.8	5.8	0	0	0	0	0	2	5	7	10	3	0	0
07:00	25	41.8	36.5	5	0	0	0	0	0	3	9	8	5	0	0	0
08:00	35	40.1	33.8	5.7	0	0	0	1	0	9	16	4	5	0	0	0
09:00	48	39	34.6	4.4	0	0	0	0	0	8	24	14	1	1	0	0

Time Period	Total Vehicles	85%ile Speed	Mean Speed	Stand Dev.	<6Mph	6-<11	11-<16	16-<21	21-<26	26-<31	31-<36	36-<41	41-<46	46-<51	51-<56	=>56
10:00	58	39.9	35.1	5.4	0	0	0	1	2	6	22	23	3	1	0	0
11:00	55	39.5	34	7.1	0	0	1	1	3	9	21	16	2	1	0	1
12:00	69	40.5	35.1	5.5	0	0	0	0	1	15	25	19	7	2	0	0
13:00	65	39.9	34.3	6.5	0	0	1	2	1	12	23	20	4	2	0	0
14:00	63	40.3	34.7	6.5	0	0	1	1	3	5	31	14	5	3	0	0
15:00	44	40.2	35.5	6.3	0	0	1	0	1	2	22	13	3	1	1	0
16:00	33	39.8	34.9	5.4	0	0	0	1	1	2	16	10	3	0	0	0
17:00	33	41.7	35.2	6.6	0	0	0	1	0	7	12	7	4	2	0	0
18:00	39	47.7	40.2	8.1	0	0	0	1	1	2	5	13	9	5	2	1
19:00	17	45.9	37.9	7.6	0	0	0	0	1	2	4	4	3	3	0	0
20:00	7	-	32.8	9.4	0	0	1	0	0	0	4	1	1	0	0	0
21:00	12	43.1	39.8	3.4	0	0	0	0	0	0	1	7	4	0	0	0
22:00	7	-	37.1	8.1	0	0	0	0	0	2	2	0	2	1	0	0
23:00	3	-	38.5	5	0	0	0	0	0	0	1	1	1	0	0	0
12H,7-19	567	40.6	35.2	6.3	0	0	4	9	13	80	226	161	51	18	3	2
16H,6-22	630	41.2	35.5	6.4	0	0	5	9	14	84	240	180	69	24	3	2
18H,6-24	640	41.4	35.5	6.4	0	0	5	9	14	86	243	181	72	25	3	2
24H,0-24	665	41.6	35.6	6.4	0	0	5	10	15	88	250	188	77	26	4	2
Mon 12-Jun-23																
00:00	4	-	34.8	4.9	0	0	0	0	0	1	1	2	0	0	0	0
01:00	1	-	33.5	-	0	0	0	0	0	0	1	0	0	0	0	0
02:00	1	-	38.5	-	0	0	0	0	0	0	0	1	0	0	0	0
03:00	3	-	41.8	5.9	0	0	0	0	0	0	0	2	0	1	0	0
04:00	9	-	42.9	6.5	0	0	0	0	0	0	1	3	2	2	1	0
05:00	20	44.8	39.3	5.6	0	0	0	0	0	1	5	6	6	2	0	0
06:00	64	42.6	36.3	7.3	0	0	2	1	1	6	16	25	9	4	0	0
07:00	89	38.8	31.8	7.6	0	0	5	2	4	29	28	13	6	1	1	0
08:00	110	35.6	31.5	5.7	0	1	2	0	9	28	57	12	0	0	1	0
09:00	128	37.9	30.6	7.2	0	2	5	4	13	39	35	27	3	0	0	0
10:00	116	35.6	30.2	6.4	0	0	6	2	16	31	47	12	2	0	0	0
11:00	128	37.2	31	6.5	0	2	2	6	8	38	47	23	2	0	0	0
12:00	166	35.9	30	6.7	0	2	6	6	20	50	58	22	2	0	0	0
13:00	153	38.5	32.3	6.2	0	1	2	5	4	49	52	33	7	0	0	0
14:00	150	37.9	31.6	7.2	0	2	2	7	9	46	54	18	9	2	1	0
15:00	154	40	34.1	6.4	0	1	1	2	3	38	52	42	11	3	1	0
16:00	228	40.1	34.1	7.2	0	2	5	6	11	23	91	67	18	4	0	1
17:00	173	41.6	36.3	6.2	0	0	1	3	3	15	59	63	23	4	1	1
18:00	40	48.2	40.8	6.2	0	0	0	0	0	1	6	19	4	8	2	0
19:00	36	39.1	34.5	5.1	0	0	0	0	2	4	18	10	1	1	0	0

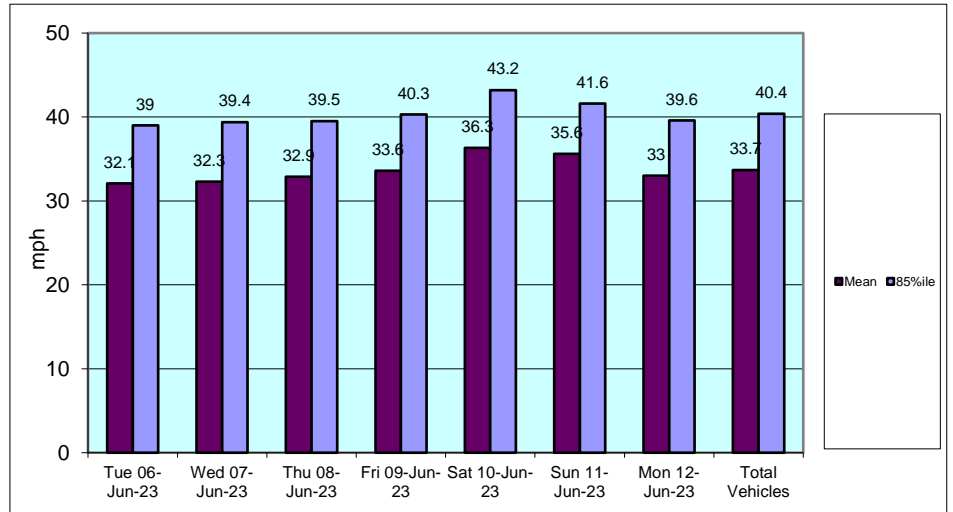
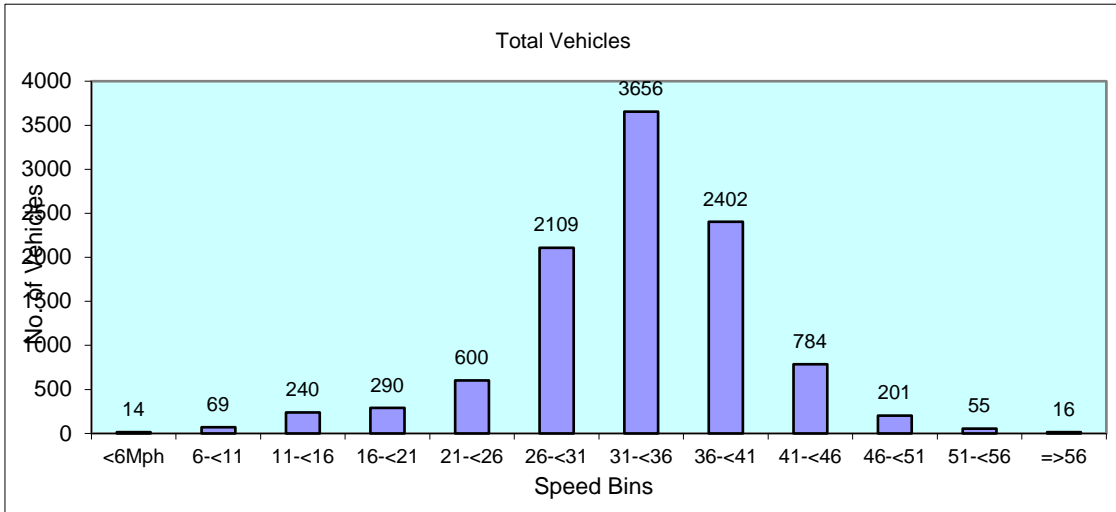
Time Period	Total Vehicles	85%ile Speed	Mean Speed	Stand Dev.	<6Mph	6-<11	11-<16	16-<21	21-<26	26-<31	31-<36	36-<41	41-<46	46-<51	51-<56	=>56
20:00	23	35.5	32	6.6	0	0	0	1	1	9	9	0	2	1	0	0
21:00	15	47.6	37.5	7.7	0	0	0	0	0	3	5	3	0	4	0	0
22:00	10	43.5	37	8.6	0	0	0	1	0	1	1	4	2	1	0	0
23:00	9	-	33.5	11.2	0	0	0	0	2	3	2	0	1	0	0	1
12H,7-19	1635	39.2	32.6	7	0	13	37	43	100	387	586	351	87	22	7	2
16H,6-22	1773	39.4	32.8	7.1	0	13	39	45	104	409	634	389	99	32	7	2
18H,6-24	1792	39.4	32.8	7.1	0	13	39	46	106	413	637	393	102	33	7	3
24H,0-24	1830	39.6	33	7.1	0	13	39	46	106	415	645	407	110	38	8	3

Daily Totals

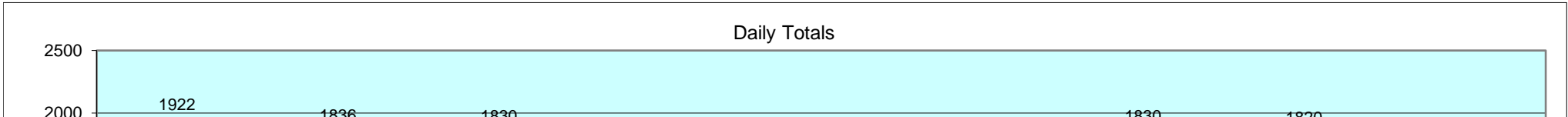
Tue 06-Jun-23	1922	39	32.1	7.2	1	11	51	73	154	452	659	385	102	26	6	2
Wed 07-Jun-23	1836	39.4	32.3	7.6	11	14	56	53	127	402	629	392	119	23	8	2
Thu 08-Jun-23	1830	39.5	32.9	7.1	1	18	39	48	99	375	684	411	122	27	5	1
Fri 09-Jun-23	1682	40.3	33.6	7.6	1	12	43	51	84	288	585	421	147	32	14	4
Sat 10-Jun-23	671	43.2	36.3	7	0	1	7	9	15	89	204	198	107	29	10	2
Sun 11-Jun-23	665	41.6	35.6	6.4	0	0	5	10	15	88	250	188	77	26	4	2
Mon 12-Jun-23	1830	39.6	33	7.1	0	13	39	46	106	415	645	407	110	38	8	3

Total Vehicles

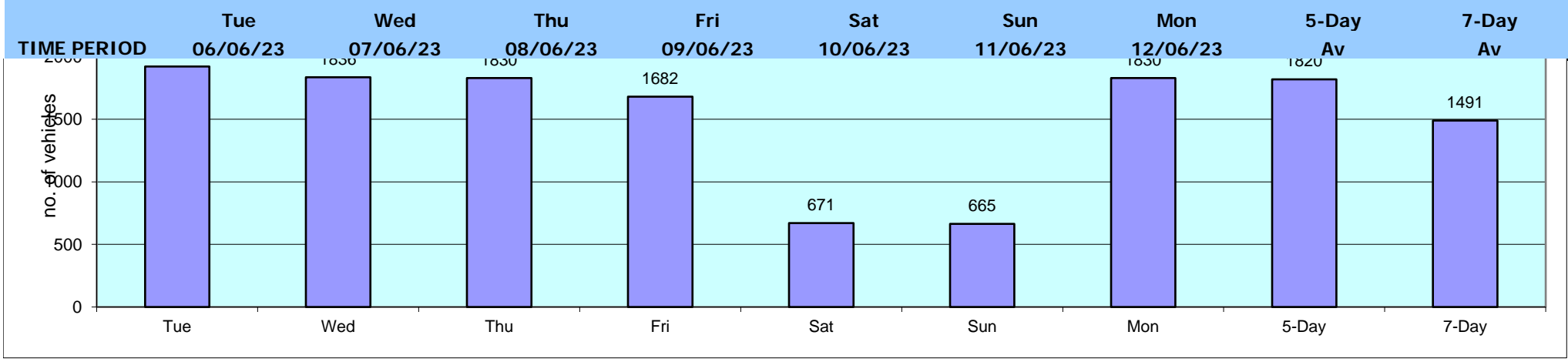
[--]	10436	40.4	33.7	7.1	14	69	240	290	600	2109	3656	2402	784	201	55	16
------	-------	------	------	-----	----	----	-----	-----	-----	------	------	------	-----	-----	----	----



TIME PERIOD	Tue 06/06/23	Wed 07/06/23	Thu 08/06/23	Fri 09/06/23	Sat 10/06/23	Sun 11/06/23	Mon 12/06/23	5-Day Av	7-Day Av
Week Begin: 06-Jun-23									
00:00	6	8	8	10	8	4	4	7	7
01:00	3	4	0	3	1	2	1	2	2
02:00	2	4	5	3	8	3	1	3	4
03:00	9	8	7	6	3	3	3	7	6
04:00	10	5	11	5	4	4	9	8	7
05:00	24	44	34	25	17	9	20	29	25
06:00	55	67	66	57	28	27	64	62	52
07:00	93	110	96	85	24	25	89	95	75
08:00	121	110	119	101	38	35	110	112	91
09:00	118	134	107	122	69	48	128	122	104
10:00	152	88	134	117	61	58	116	121	104
11:00	143	119	144	145	58	55	128	136	113
12:00	144	125	142	138	48	69	166	143	119
13:00	134	121	145	138	58	65	153	138	116
14:00	157	128	149	115	43	63	150	140	115
15:00	152	157	151	131	45	44	154	149	119
16:00	264	248	240	145	44	33	228	225	172
17:00	179	184	155	119	38	33	173	162	126
18:00	64	68	58	144	29	39	40	75	63
19:00	37	41	20	27	15	17	36	32	28
20:00	11	31	13	10	11	7	23	18	15
21:00	20	10	8	9	8	12	15	12	12
22:00	18	9	13	18	8	7	10	14	12
23:00	6	13	5	9	5	3	9	8	7
12H,7-19	1721	1592	1640	1500	555	567	1635	1618	1316
16H,6-22	1844	1741	1747	1603	617	630	1773	1742	1422
18H,6-24	1868	1763	1765	1630	630	640	1792	1764	1441
24H,0-24	1922	1836	1830	1682	671	665	1830	1820	1491
Am	10:00	09:00	11:00	11:00	09:00	10:00	11:00		
Peak	152	134	144	145	69	58	128		
Pm	16:00	16:00	16:00	16:00	13:00	12:00	16:00		
Peak	264	248	240	145	58	69	228		



12384 IMMINGHAM Site No: 12384004 Location Site 4 - Queens Rd, Immingham
 Channel: Northwestbound



TIME PERIOD	TOTAL VEHICLES	MOTOR-CYCLES	CARS OR CAR-BASED LGV	LIGHT GOODS VEHICLES	BUSES	TWO AXLE, SIX TYRE, RIGID/BUSES	THREE AXLE RIGID	FOUR OR MORE AXLE RIGID	FOUR OR LESS AXLE ARTIC	FIVE AXLE ARTIC	SIX OR MORE AXLE ARTIC	FIVE OR LESS AXLE MULTI-TRAILER ARTIC	SIX AXLE MULTI-TRAILER ARTIC	SEVEN OR MORE AXLE ARTIC
-------------	----------------	--------------	-----------------------	----------------------	-------	---------------------------------	------------------	-------------------------	-------------------------	-----------------	------------------------	---------------------------------------	------------------------------	--------------------------

Tue 06-Jun-23														
00:00	4	0	4	0	0	0	0	0	0	0	0	0	0	0
01:00	1	0	1	0	0	0	0	0	0	0	0	0	0	0
02:00	3	0	3	0	0	0	0	0	0	0	0	0	0	0
03:00	3	1	2	0	0	0	0	0	0	0	0	0	0	0
04:00	18	1	16	1	0	0	0	0	0	0	0	0	0	0
05:00	85	5	64	5	0	0	1	0	2	0	6	2	0	0
06:00	145	8	111	8	0	0	1	0	2	1	3	11	0	0
07:00	249	9	198	25	0	0	6	0	0	2	5	4	0	0
08:00	215	4	167	28	0	0	3	0	0	1	4	8	0	0
09:00	145	2	96	31	0	0	1	0	0	0	5	10	0	0
10:00	151	3	95	27	0	2	2	1	4	1	7	9	0	0
11:00	136	4	73	34	0	1	1	0	4	3	8	8	0	0
12:00	151	2	97	23	1	1	4	0	3	3	3	14	0	0
13:00	163	7	111	20	1	2	1	0	5	1	10	5	0	0
14:00	121	9	67	20	0	0	3	0	5	1	4	12	0	0
15:00	139	7	82	20	3	1	5	0	6	1	6	8	0	0
16:00	104	4	66	16	0	0	2	0	2	0	7	7	0	0
17:00	91	7	59	8	1	0	4	0	3	0	1	8	0	0
18:00	50	3	36	5	0	0	2	0	3	0	1	0	0	0
19:00	20	1	14	1	0	0	1	0	2	0	1	0	0	0
20:00	10	0	8	0	0	0	0	1	0	0	0	1	0	0
21:00	11	0	6	3	0	0	0	0	0	0	0	2	0	0
22:00	9	0	9	0	0	0	0	0	0	0	0	0	0	0
23:00	7	0	6	1	0	0	0	0	0	0	0	0	0	0
12H,7-19	1715	61	1147	257	6	7	34	1	35	13	61	93	0	0
16H,6-22	1901	70	1286	269	6	7	36	2	39	14	65	107	0	0
18H,6-24	1917	70	1301	270	6	7	36	2	39	14	65	107	0	0
24H,0-24	2031	77	1391	276	6	7	37	2	41	14	71	109	0	0

Wed 07-Jun-23														
00:00	4	1	2	1	0	0	0	0	0	0	0	0	0	0
01:00	2	0	2	0	0	0	0	0	0	0	0	0	0	0
02:00	2	0	2	0	0	0	0	0	0	0	0	0	0	0
03:00	3	0	2	1	0	0	0	0	0	0	0	0	0	0
04:00	17	2	14	0	0	0	0	0	0	0	0	1	0	0
05:00	91	1	74	2	0	0	1	0	0	1	7	5	0	0

TIME PERIOD	TOTAL VEHICLES	MOTOR-CYCLES	CARS OR			TWO AXLE, SIX TYRE, RIGID/BUSES	THREE AXLE RIGID	FOUR OR MORE AXLE RIGID	FOUR OR LESS AXLE ARTIC	FIVE AXLE ARTIC	SIX OR MORE AXLE ARTIC	FIVE OR LESS AXLE MULTI-TRAILER ARTIC	SIX AXLE MULTI-TRAILER ARTIC	SEVEN OR MORE AXLE ARTIC
			CAR-BASED LGV	LIGHT GOODS VEHICLES	BUSES									
06:00	128	6	99	10	0	0	2	0	1	2	4	4	0	0
07:00	227	6	170	34	0	0	5	0	2	2	2	6	0	0
08:00	209	8	147	31	0	0	4	0	3	3	5	8	0	0
09:00	115	0	74	21	0	1	1	0	3	2	8	5	0	0
10:00	107	3	63	21	0	1	1	0	1	1	4	12	0	0
11:00	122	4	79	16	1	0	2	0	5	3	6	6	0	0
12:00	109	0	75	13	1	2	8	0	2	0	2	6	0	0
13:00	161	4	105	22	1	2	1	0	6	3	5	12	0	0
14:00	132	4	85	20	1	1	5	0	2	1	2	11	0	0
15:00	144	9	93	18	0	1	3	0	5	0	9	6	0	0
16:00	118	4	89	7	1	0	2	0	2	2	1	10	0	0
17:00	96	8	70	11	0	0	1	0	2	1	1	2	0	0
18:00	59	3	44	4	1	0	1	0	4	0	0	2	0	0
19:00	23	0	14	1	0	0	0	1	2	0	1	4	0	0
20:00	13	0	12	0	0	0	0	0	0	0	1	0	0	0
21:00	22	1	19	0	0	0	0	0	0	0	1	1	0	0
22:00	9	0	7	0	0	0	1	0	0	0	0	1	0	0
23:00	4	1	2	1	0	0	0	0	0	0	0	0	0	0
12H,7-19	1599	53	1094	218	6	8	34	0	37	18	45	86	0	0
16H,6-22	1785	60	1238	229	6	8	36	1	40	20	52	95	0	0
18H,6-24	1798	61	1247	230	6	8	37	1	40	20	52	96	0	0
24H,0-24	1917	65	1343	234	6	8	38	1	40	21	59	102	0	0
Thu 08-Jun-23														
00:00	1	0	1	0	0	0	0	0	0	0	0	0	0	0
01:00	4	0	4	0	0	0	0	0	0	0	0	0	0	0
02:00	1	0	1	0	0	0	0	0	0	0	0	0	0	0
03:00	5	0	2	0	0	0	0	0	1	0	0	2	0	0
04:00	25	1	21	0	0	0	1	0	0	0	1	1	0	0
05:00	91	11	68	2	0	0	0	0	1	2	6	1	0	0
06:00	120	3	93	14	0	0	1	0	0	1	5	3	0	0
07:00	217	9	163	28	1	1	4	0	4	2	2	3	0	0
08:00	214	7	165	24	0	2	2	1	6	2	2	3	0	0
09:00	142	4	96	22	0	1	4	0	5	1	5	4	0	0
10:00	138	3	83	23	1	1	4	0	6	3	3	11	0	0
11:00	135	0	90	25	1	0	5	0	2	1	5	6	0	0
12:00	148	3	106	20	1	0	5	0	1	1	3	8	0	0

TIME PERIOD	TOTAL VEHICLES	MOTOR-CYCLES	CARS OR CAR-BASED LGV	LIGHT GOODS VEHICLES	BUSES	TWO AXLE, SIX TYRE, RIGID/BUSES	THREE AXLE RIGID	FOUR OR MORE AXLE RIGID	FOUR OR LESS AXLE ARTIC	FIVE AXLE ARTIC	SIX OR MORE AXLE ARTIC	FIVE OR LESS AXLE MULTI-TRAILER ARTIC	SIX AXLE MULTI-TRAILER ARTIC	SEVEN OR MORE AXLE ARTIC
13:00	153	4	100	23	1	1	3	1	2	2	5	11	0	0
14:00	129	2	93	16	0	1	3	1	2	0	2	9	0	0
15:00	121	5	83	17	0	0	4	0	2	0	4	6	0	0
16:00	93	4	69	12	0	0	1	0	0	0	3	4	0	0
17:00	76	4	56	9	0	0	5	0	0	0	2	0	0	0
18:00	44	6	34	0	0	0	0	0	0	0	2	2	0	0
19:00	15	1	10	1	0	0	2	0	0	0	1	0	0	0
20:00	14	0	14	0	0	0	0	0	0	0	0	0	0	0
21:00	8	1	7	0	0	0	0	0	0	0	0	0	0	0
22:00	7	0	5	1	0	0	0	0	0	0	0	1	0	0
23:00	3	1	2	0	0	0	0	0	0	0	0	0	0	0
12H,7-19	1610	51	1138	219	5	7	40	3	30	12	38	67	0	0
16H,6-22	1767	56	1262	234	5	7	43	3	30	13	44	70	0	0
18H,6-24	1777	57	1269	235	5	7	43	3	30	13	44	71	0	0
24H,0-24	1904	69	1366	237	5	7	44	3	32	15	51	75	0	0
Fri 09-Jun-23														
00:00	4	0	4	0	0	0	0	0	0	0	0	0	0	0
01:00	2	1	1	0	0	0	0	0	0	0	0	0	0	0
02:00	2	0	2	0	0	0	0	0	0	0	0	0	0	0
03:00	2	0	1	0	0	0	0	0	0	0	0	1	0	0
04:00	6	1	5	0	0	0	0	0	0	0	0	0	0	0
05:00	57	5	44	3	0	0	0	0	1	0	4	0	0	0
06:00	122	6	92	11	0	0	3	0	0	0	2	8	0	0
07:00	202	11	153	22	0	0	6	0	1	0	2	7	0	0
08:00	162	4	121	26	0	0	0	1	1	0	3	6	0	0
09:00	128	3	80	25	0	1	4	0	3	0	4	8	0	0
10:00	118	9	72	15	0	3	1	0	6	1	4	7	0	0
11:00	114	6	64	24	1	0	2	0	4	1	4	8	0	0
12:00	114	0	73	23	0	0	6	0	4	4	0	4	0	0
13:00	114	3	73	19	0	1	3	0	2	0	3	10	0	0
14:00	104	2	64	16	1	1	5	0	3	0	3	9	0	0
15:00	85	2	61	11	1	0	2	0	0	0	3	5	0	0
16:00	66	3	46	7	0	2	1	0	1	0	1	5	0	0
17:00	60	6	49	1	0	0	2	0	1	0	1	0	0	0
18:00	52	5	43	2	0	0	1	0	0	0	0	1	0	0
19:00	25	2	18	3	0	1	1	0	0	0	0	0	0	0

TIME PERIOD	TOTAL VEHICLES	MOTOR-CYCLES	CARS OR CAR-BASED LGV	LIGHT GOODS VEHICLES	BUSES	TWO AXLE, SIX TYRE, RIGID/BUSES	THREE AXLE RIGID	FOUR OR MORE AXLE RIGID	FOUR OR LESS AXLE ARTIC	FIVE AXLE ARTIC	SIX OR MORE AXLE ARTIC	FIVE OR LESS AXLE MULTI-TRAILER ARTIC	SIX AXLE MULTI-TRAILER ARTIC	SEVEN OR MORE AXLE ARTIC
20:00	19	1	16	2	0	0	0	0	0	0	0	0	0	0
21:00	16	1	10	2	0	0	1	0	0	0	0	2	0	0
22:00	5	0	1	3	0	0	1	0	0	0	0	0	0	0
23:00	5	1	4	0	0	0	0	0	0	0	0	0	0	0
12H,7-19	1319	54	899	191	3	8	33	1	26	6	28	70	0	0
16H,6-22	1501	64	1035	209	3	9	38	1	26	6	30	80	0	0
18H,6-24	1511	65	1040	212	3	9	39	1	26	6	30	80	0	0
24H,0-24	1584	72	1097	215	3	9	39	1	27	6	34	81	0	0
Sat 10-Jun-23														
00:00	4	0	3	0	0	0	0	0	0	0	1	0	0	0
01:00	3	0	3	0	0	0	0	0	0	0	0	0	0	0
02:00	2	0	1	1	0	0	0	0	0	0	0	0	0	0
03:00	0	0	0	0	0	0	0	0	0	0	0	0	0	0
04:00	3	0	3	0	0	0	0	0	0	0	0	0	0	0
05:00	29	1	24	4	0	0	0	0	0	0	0	0	0	0
06:00	38	2	28	4	0	0	2	0	1	1	0	0	0	0
07:00	29	2	12	8	0	0	4	0	0	0	3	0	0	0
08:00	48	2	33	11	0	0	1	0	0	0	1	0	0	0
09:00	60	0	43	14	0	0	3	0	0	0	0	0	0	0
10:00	44	1	35	7	0	0	1	0	0	0	0	0	0	0
11:00	56	3	45	5	0	0	1	0	0	0	1	1	0	0
12:00	53	1	47	2	1	0	1	0	0	0	1	0	0	0
13:00	72	1	60	5	0	0	3	0	0	0	0	3	0	0
14:00	41	4	32	4	0	0	1	0	0	0	0	0	0	0
15:00	49	3	39	2	0	0	2	0	0	0	2	1	0	0
16:00	39	1	33	2	0	0	3	0	0	0	0	0	0	0
17:00	38	3	34	0	0	0	1	0	0	0	0	0	0	0
18:00	22	1	17	4	0	0	0	0	0	0	0	0	0	0
19:00	13	0	13	0	0	0	0	0	0	0	0	0	0	0
20:00	18	2	16	0	0	0	0	0	0	0	0	0	0	0
21:00	12	1	10	0	0	0	0	0	0	0	1	0	0	0
22:00	5	0	4	1	0	0	0	0	0	0	0	0	0	0
23:00	5	0	4	1	0	0	0	0	0	0	0	0	0	0
12H,7-19	551	22	430	64	1	0	21	0	0	0	8	5	0	0
16H,6-22	632	27	497	68	1	0	23	0	1	1	9	5	0	0
18H,6-24	642	27	505	70	1	0	23	0	1	1	9	5	0	0

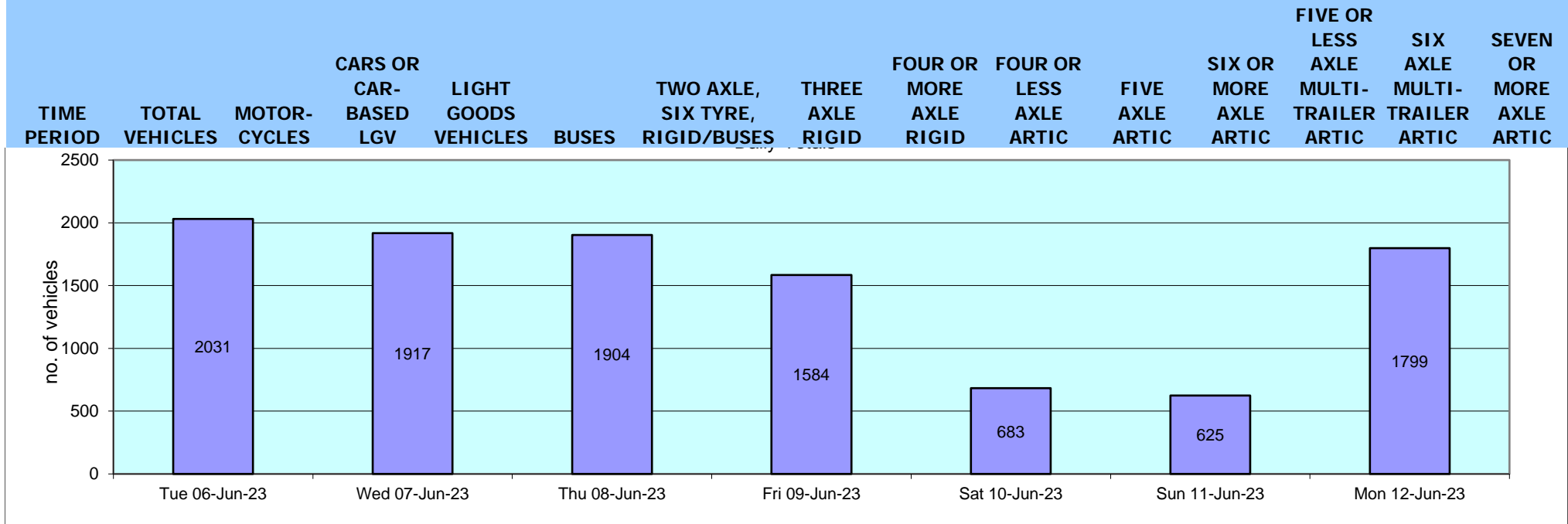
12384 IMMINGHAM Site No: 12384004 Location Site 4 - Queens Rd, Immingham
 Tue 06-Jun-23 to Mon 12-Jun-23 Channel: Southeastbound

TIME PERIOD	TOTAL VEHICLES	MOTOR-CYCLES	CARS OR CAR-BASED LGV	LIGHT GOODS VEHICLES	BUSES	TWO AXLE, SIX TYRE, RIGID/BUSES	THREE AXLE RIGID	FOUR OR MORE AXLE RIGID	FOUR OR LESS AXLE ARTIC	FIVE AXLE ARTIC	SIX OR MORE AXLE ARTIC	FIVE OR LESS AXLE MULTI-TRAILER ARTIC	SIX AXLE MULTI-TRAILER ARTIC	SEVEN OR MORE AXLE ARTIC
24H,0-24	683	28	539	75	1	0	23	0	1	1	10	5	0	0
Sun 11-Jun-23														
00:00	4	0	1	1	0	1	1	0	0	0	0	0	0	0
01:00	1	0	1	0	0	0	0	0	0	0	0	0	0	0
02:00	0	0	0	0	0	0	0	0	0	0	0	0	0	0
03:00	1	0	1	0	0	0	0	0	0	0	0	0	0	0
04:00	4	0	4	0	0	0	0	0	0	0	0	0	0	0
05:00	14	3	9	0	0	0	0	0	1	0	1	0	0	0
06:00	43	1	33	3	0	0	0	0	1	2	1	2	0	0
07:00	23	2	14	4	0	0	1	0	0	1	1	0	0	0
08:00	24	0	21	1	0	0	1	0	0	0	1	0	0	0
09:00	48	1	37	3	0	0	1	0	2	1	3	0	0	0
10:00	61	2	49	8	0	0	1	0	0	0	0	1	0	0
11:00	58	2	41	10	0	0	4	0	0	0	1	0	0	0
12:00	57	3	45	4	0	0	2	0	1	1	1	0	0	0
13:00	69	0	56	8	0	0	1	0	0	2	2	0	0	0
14:00	50	1	43	1	0	0	2	0	1	0	2	0	0	0
15:00	40	1	35	0	0	0	1	0	0	1	0	2	0	0
16:00	28	1	23	2	0	0	1	0	1	0	0	0	0	0
17:00	31	4	24	2	0	0	0	0	0	0	0	1	0	0
18:00	24	2	17	3	0	0	0	0	0	0	1	1	0	0
19:00	20	0	17	2	0	0	0	1	0	0	0	0	0	0
20:00	10	0	8	2	0	0	0	0	0	0	0	0	0	0
21:00	6	1	5	0	0	0	0	0	0	0	0	0	0	0
22:00	4	0	3	1	0	0	0	0	0	0	0	0	0	0
23:00	5	0	3	1	0	1	0	0	0	0	0	0	0	0
12H,7-19	513	19	405	46	0	0	15	0	5	6	12	5	0	0
16H,6-22	592	21	468	53	0	0	15	1	6	8	13	7	0	0
18H,6-24	601	21	474	55	0	1	15	1	6	8	13	7	0	0
24H,0-24	625	24	490	56	0	2	16	1	7	8	14	7	0	0
Mon 12-Jun-23														
00:00	1	0	1	0	0	0	0	0	0	0	0	0	0	0
01:00	3	0	2	0	0	0	1	0	0	0	0	0	0	0
02:00	2	1	1	0	0	0	0	0	0	0	0	0	0	0
03:00	2	0	2	0	0	0	0	0	0	0	0	0	0	0
04:00	10	1	9	0	0	0	0	0	0	0	0	0	0	0

TIME PERIOD	TOTAL VEHICLES	MOTOR-CYCLES	CARS OR CAR-BASED LGV	LIGHT GOODS VEHICLES	BUSES	TWO AXLE, SIX TYRE, RIGID/BUSES	THREE AXLE RIGID	FOUR OR MORE AXLE RIGID	FOUR OR LESS AXLE ARTIC	FIVE AXLE ARTIC	SIX OR MORE AXLE ARTIC	FIVE OR LESS AXLE MULTI-TRAILER ARTIC	SIX AXLE MULTI-TRAILER ARTIC	SEVEN OR MORE AXLE ARTIC
05:00	80	6	61	4	0	0	0	0	2	2	1	4	0	0
06:00	141	6	103	13	0	0	3	0	3	0	5	8	0	0
07:00	231	6	170	33	0	0	2	0	5	2	2	11	0	0
08:00	171	4	120	31	0	0	3	0	2	1	2	8	0	0
09:00	126	3	79	24	0	2	2	0	4	0	5	7	0	0
10:00	116	3	72	30	0	0	3	0	3	1	2	2	0	0
11:00	119	1	74	26	0	3	2	0	2	0	3	8	0	0
12:00	148	1	105	26	0	0	3	0	4	2	0	7	0	0
13:00	139	6	99	10	0	1	6	0	7	0	4	6	0	0
14:00	135	5	80	21	3	1	5	0	10	1	2	7	0	0
15:00	116	2	79	15	0	0	6	0	1	1	2	10	0	0
16:00	75	2	53	9	0	0	1	0	3	1	2	4	0	0
17:00	77	5	59	5	0	0	1	1	0	0	2	4	0	0
18:00	37	2	30	3	0	0	0	0	0	1	0	1	0	0
19:00	27	1	18	2	1	0	2	0	1	2	0	0	0	0
20:00	17	0	10	2	0	0	0	0	3	1	1	0	0	0
21:00	13	0	11	0	0	0	0	0	1	0	0	1	0	0
22:00	6	0	4	0	0	0	0	0	0	0	1	1	0	0
23:00	7	0	7	0	0	0	0	0	0	0	0	0	0	0
12H,7-19	1490	40	1020	233	3	7	34	1	41	10	26	75	0	0
16H,6-22	1688	47	1162	250	4	7	39	1	49	13	32	84	0	0
18H,6-24	1701	47	1173	250	4	7	39	1	49	13	33	85	0	0
24H,0-24	1799	55	1249	254	4	7	40	1	51	15	34	89	0	0
Daily Totals														
Tue 06-Jun-23	2031	77	1391	276	6	7	37	2	41	14	71	109	0	0
Wed 07-Jun-23	1917	65	1343	234	6	8	38	1	40	21	59	102	0	0
Thu 08-Jun-23	1904	69	1366	237	5	7	44	3	32	15	51	75	0	0
Fri 09-Jun-23	1584	72	1097	215	3	9	39	1	27	6	34	81	0	0
Sat 10-Jun-23	683	28	539	75	1	0	23	0	1	1	10	5	0	0
Sun 11-Jun-23	625	24	490	56	0	2	16	1	7	8	14	7	0	0
Mon 12-Jun-23	1799	55	1249	254	4	7	40	1	51	15	34	89	0	0
Total Vehicles														
[--]	10543	390	7475	1347	25	40	237	9	199	80	273	468	0	0

Daily Totals

12384 IMMINGHAM Site No: 12384004 Location Site 4 - Queens Rd, Immingham
 Tue 06-Jun-23 to Mon 12-Jun-23 Channel: Southeastbound



12384 IMMINGHAM Site No: 12384004 Location Site 4 - Queens Rd, Immingham
 Tue 06-Jun-23 to Mon 12-Jun-23 Channel: Southeastbound

TIME PERIOD	TOTAL VEHICLES	MOTOR-CYCLES	MOTOR-CYCLES%	CARS	CARS %	LGV	LGV %	HGV	HGV %	BUS	BUS %
Tue 06-Jun-23											
00:00	4	0	0.0	4	100.0	0	0.0	0	0.0	0	0.0
01:00	1	0	0.0	1	100.0	0	0.0	0	0.0	0	0.0
02:00	3	0	0.0	3	100.0	0	0.0	0	0.0	0	0.0
03:00	3	1	33.3	2	66.7	0	0.0	0	0.0	0	0.0
04:00	18	1	5.6	16	88.9	1	5.6	0	0.0	0	0.0
05:00	85	5	5.9	64	75.3	5	5.9	11	12.9	0	0.0
06:00	145	8	5.5	111	76.6	8	5.5	18	12.4	0	0.0
07:00	249	9	3.6	198	79.5	25	10.0	17	6.8	0	0.0
08:00	215	4	1.9	167	77.7	28	13.0	16	7.4	0	0.0
09:00	145	2	1.4	96	66.2	31	21.4	16	11.0	0	0.0
10:00	151	3	2.0	95	62.9	27	17.9	26	17.2	0	0.0
11:00	136	4	2.9	73	53.7	34	25.0	25	18.4	0	0.0
12:00	151	2	1.3	97	64.2	23	15.2	28	18.5	1	0.7
13:00	163	7	4.3	111	68.1	20	12.3	24	14.7	1	0.6
14:00	121	9	7.4	67	55.4	20	16.5	25	20.7	0	0.0
15:00	139	7	5.0	82	59.0	20	14.4	27	19.4	3	2.2
16:00	104	4	3.9	66	63.5	16	15.4	18	17.3	0	0.0
17:00	91	7	7.7	59	64.8	8	8.8	16	17.6	1	1.1
18:00	50	3	6.0	36	72.0	5	10.0	6	12.0	0	0.0
19:00	20	1	5.0	14	70.0	1	5.0	4	20.0	0	0.0
20:00	10	0	0.0	8	80.0	0	0.0	2	20.0	0	0.0
21:00	11	0	0.0	6	54.6	3	27.3	2	18.2	0	0.0
22:00	9	0	0.0	9	100.0	0	0.0	0	0.0	0	0.0
23:00	7	0	0.0	6	85.7	1	14.3	0	0.0	0	0.0
12H,7-19	1715	61	3.6	1147	66.9	257	15.0	244	14.2	6	0.4
16H,6-22	1901	70	3.7	1286	67.7	269	14.2	270	14.2	6	0.3
18H,6-24	1917	70	3.7	1301	67.9	270	14.1	270	14.1	6	0.3
24H,0-24	2031	77	3.8	1391	68.5	276	13.6	281	13.8	6	0.3
Wed 07-Jun-23											
00:00	4	1	25.0	2	50.0	1	25.0	0	0.0	0	0.0
01:00	2	0	0.0	2	100.0	0	0.0	0	0.0	0	0.0
02:00	2	0	0.0	2	100.0	0	0.0	0	0.0	0	0.0
03:00	3	0	0.0	2	66.7	1	33.3	0	0.0	0	0.0
04:00	17	2	11.8	14	82.4	0	0.0	1	5.9	0	0.0
05:00	91	1	1.1	74	81.3	2	2.2	14	15.4	0	0.0

12384 IMMINGHAM Site No: 12384004 Location Site 4 - Queens Rd, Immingham
 Tue 06-Jun-23 to Mon 12-Jun-23 Channel: Southeastbound

TIME PERIOD	TOTAL VEHICLES	MOTOR-CYCLES	MOTOR-CYCLES%	CARS	CARS %	LGV	LGV %	HGV	HGV %	BUS	BUS %
06:00	128	6	4.7	99	77.3	10	7.8	13	10.2	0	0.0
07:00	227	6	2.6	170	74.9	34	15.0	17	7.5	0	0.0
08:00	209	8	3.8	147	70.3	31	14.8	23	11.0	0	0.0
09:00	115	0	0.0	74	64.4	21	18.3	20	17.4	0	0.0
10:00	107	3	2.8	63	58.9	21	19.6	20	18.7	0	0.0
11:00	122	4	3.3	79	64.8	16	13.1	22	18.0	1	0.8
12:00	109	0	0.0	75	68.8	13	11.9	20	18.4	1	0.9
13:00	161	4	2.5	105	65.2	22	13.7	29	18.0	1	0.6
14:00	132	4	3.0	85	64.4	20	15.2	22	16.7	1	0.8
15:00	144	9	6.3	93	64.6	18	12.5	24	16.7	0	0.0
16:00	118	4	3.4	89	75.4	7	5.9	17	14.4	1	0.9
17:00	96	8	8.3	70	72.9	11	11.5	7	7.3	0	0.0
18:00	59	3	5.1	44	74.6	4	6.8	7	11.9	1	1.7
19:00	23	0	0.0	14	60.9	1	4.4	8	34.8	0	0.0
20:00	13	0	0.0	12	92.3	0	0.0	1	7.7	0	0.0
21:00	22	1	4.6	19	86.4	0	0.0	2	9.1	0	0.0
22:00	9	0	0.0	7	77.8	0	0.0	2	22.2	0	0.0
23:00	4	1	25.0	2	50.0	1	25.0	0	0.0	0	0.0
12H,7-19	1599	53	3.3	1094	68.4	218	13.6	228	14.3	6	0.4
16H,6-22	1785	60	3.4	1238	69.4	229	12.8	252	14.1	6	0.3
18H,6-24	1798	61	3.4	1247	69.4	230	12.8	254	14.1	6	0.3
24H,0-24	1917	65	3.4	1343	70.1	234	12.2	269	14.0	6	0.3
Thu 08-Jun-23											
00:00	1	0	0.0	1	100.0	0	0.0	0	0.0	0	0.0
01:00	4	0	0.0	4	100.0	0	0.0	0	0.0	0	0.0
02:00	1	0	0.0	1	100.0	0	0.0	0	0.0	0	0.0
03:00	5	0	0.0	2	40.0	0	0.0	3	60.0	0	0.0
04:00	25	1	4.0	21	84.0	0	0.0	3	12.0	0	0.0
05:00	91	11	12.1	68	74.7	2	2.2	10	11.0	0	0.0
06:00	120	3	2.5	93	77.5	14	11.7	10	8.3	0	0.0
07:00	217	9	4.2	163	75.1	28	12.9	16	7.4	1	0.5
08:00	214	7	3.3	165	77.1	24	11.2	18	8.4	0	0.0
09:00	142	4	2.8	96	67.6	22	15.5	20	14.1	0	0.0
10:00	138	3	2.2	83	60.1	23	16.7	28	20.3	1	0.7
11:00	135	0	0.0	90	66.7	25	18.5	19	14.1	1	0.7
12:00	148	3	2.0	106	71.6	20	13.5	18	12.2	1	0.7

12384 IMMINGHAM Site No: 12384004 Location Site 4 - Queens Rd, Immingham
 Tue 06-Jun-23 to Mon 12-Jun-23 Channel: Southeastbound

TIME PERIOD	TOTAL VEHICLES	MOTOR-CYCLES	MOTOR-CYCLES%	CARS	CARS %	LGV	LGV %	HGV	HGV %	BUS	BUS %
13:00	153	4	2.6	100	65.4	23	15.0	25	16.3	1	0.7
14:00	129	2	1.6	93	72.1	16	12.4	18	14.0	0	0.0
15:00	121	5	4.1	83	68.6	17	14.1	16	13.2	0	0.0
16:00	93	4	4.3	69	74.2	12	12.9	8	8.6	0	0.0
17:00	76	4	5.3	56	73.7	9	11.8	7	9.2	0	0.0
18:00	44	6	13.6	34	77.3	0	0.0	4	9.1	0	0.0
19:00	15	1	6.7	10	66.7	1	6.7	3	20.0	0	0.0
20:00	14	0	0.0	14	100.0	0	0.0	0	0.0	0	0.0
21:00	8	1	12.5	7	87.5	0	0.0	0	0.0	0	0.0
22:00	7	0	0.0	5	71.4	1	14.3	1	14.3	0	0.0
23:00	3	1	33.3	2	66.7	0	0.0	0	0.0	0	0.0
12H,7-19	1610	51	3.2	1138	70.7	219	13.6	197	12.2	5	0.3
16H,6-22	1767	56	3.2	1262	71.4	234	13.2	210	11.9	5	0.3
18H,6-24	1777	57	3.2	1269	71.4	235	13.2	211	11.9	5	0.3
24H,0-24	1904	69	3.6	1366	71.7	237	12.5	227	11.9	5	0.3
Fri 09-Jun-23											
00:00	4	0	0.0	4	100.0	0	0.0	0	0.0	0	0.0
01:00	2	1	50.0	1	50.0	0	0.0	0	0.0	0	0.0
02:00	2	0	0.0	2	100.0	0	0.0	0	0.0	0	0.0
03:00	2	0	0.0	1	50.0	0	0.0	1	50.0	0	0.0
04:00	6	1	16.7	5	83.3	0	0.0	0	0.0	0	0.0
05:00	57	5	8.8	44	77.2	3	5.3	5	8.8	0	0.0
06:00	122	6	4.9	92	75.4	11	9.0	13	10.7	0	0.0
07:00	202	11	5.5	153	75.7	22	10.9	16	7.9	0	0.0
08:00	162	4	2.5	121	74.7	26	16.1	11	6.8	0	0.0
09:00	128	3	2.3	80	62.5	25	19.5	20	15.6	0	0.0
10:00	118	9	7.6	72	61.0	15	12.7	22	18.6	0	0.0
11:00	114	6	5.3	64	56.1	24	21.1	19	16.7	1	0.9
12:00	114	0	0.0	73	64.0	23	20.2	18	15.8	0	0.0
13:00	114	3	2.6	73	64.0	19	16.7	19	16.7	0	0.0
14:00	104	2	1.9	64	61.5	16	15.4	21	20.2	1	1.0
15:00	85	2	2.4	61	71.8	11	12.9	10	11.8	1	1.2
16:00	66	3	4.6	46	69.7	7	10.6	10	15.2	0	0.0
17:00	60	6	10.0	49	81.7	1	1.7	4	6.7	0	0.0
18:00	52	5	9.6	43	82.7	2	3.9	2	3.9	0	0.0
19:00	25	2	8.0	18	72.0	3	12.0	2	8.0	0	0.0

12384 IMMINGHAM Site No: 12384004 Location Site 4 - Queens Rd, Immingham
 Tue 06-Jun-23 to Mon 12-Jun-23 Channel: Southeastbound

TIME PERIOD	TOTAL VEHICLES	MOTOR-CYCLES	MOTOR-CYCLES%	CARS	CARS %	LGV	LGV %	HGV	HGV %	BUS	BUS %
20:00	19	1	5.3	16	84.2	2	10.5	0	0.0	0	0.0
21:00	16	1	6.3	10	62.5	2	12.5	3	18.8	0	0.0
22:00	5	0	0.0	1	20.0	3	60.0	1	20.0	0	0.0
23:00	5	1	20.0	4	80.0	0	0.0	0	0.0	0	0.0
12H,7-19	1319	54	4.1	899	68.2	191	14.5	172	13.0	3	0.2
16H,6-22	1501	64	4.3	1035	69.0	209	13.9	190	12.7	3	0.2
18H,6-24	1511	65	4.3	1040	68.8	212	14.0	191	12.6	3	0.2
24H,0-24	1584	72	4.6	1097	69.3	215	13.6	197	12.4	3	0.2
Sat 10-Jun-23											
00:00	4	0	0.0	3	75.0	0	0.0	1	25.0	0	0.0
01:00	3	0	0.0	3	100.0	0	0.0	0	0.0	0	0.0
02:00	2	0	0.0	1	50.0	1	50.0	0	0.0	0	0.0
03:00	0	0	-	0	-	0	-	0	-	0	-
04:00	3	0	0.0	3	100.0	0	0.0	0	0.0	0	0.0
05:00	29	1	3.5	24	82.8	4	13.8	0	0.0	0	0.0
06:00	38	2	5.3	28	73.7	4	10.5	4	10.5	0	0.0
07:00	29	2	6.9	12	41.4	8	27.6	7	24.1	0	0.0
08:00	48	2	4.2	33	68.8	11	22.9	2	4.2	0	0.0
09:00	60	0	0.0	43	71.7	14	23.3	3	5.0	0	0.0
10:00	44	1	2.3	35	79.6	7	15.9	1	2.3	0	0.0
11:00	56	3	5.4	45	80.4	5	8.9	3	5.4	0	0.0
12:00	53	1	1.9	47	88.7	2	3.8	2	3.8	1	1.9
13:00	72	1	1.4	60	83.3	5	6.9	6	8.3	0	0.0
14:00	41	4	9.8	32	78.1	4	9.8	1	2.4	0	0.0
15:00	49	3	6.1	39	79.6	2	4.1	5	10.2	0	0.0
16:00	39	1	2.6	33	84.6	2	5.1	3	7.7	0	0.0
17:00	38	3	7.9	34	89.5	0	0.0	1	2.6	0	0.0
18:00	22	1	4.6	17	77.3	4	18.2	0	0.0	0	0.0
19:00	13	0	0.0	13	100.0	0	0.0	0	0.0	0	0.0
20:00	18	2	11.1	16	88.9	0	0.0	0	0.0	0	0.0
21:00	12	1	8.3	10	83.3	0	0.0	1	8.3	0	0.0
22:00	5	0	0.0	4	80.0	1	20.0	0	0.0	0	0.0
23:00	5	0	0.0	4	80.0	1	20.0	0	0.0	0	0.0
12H,7-19	551	22	4.0	430	78.0	64	11.6	34	6.2	1	0.2
16H,6-22	632	27	4.3	497	78.6	68	10.8	39	6.2	1	0.2
18H,6-24	642	27	4.2	505	78.7	70	10.9	39	6.1	1	0.2

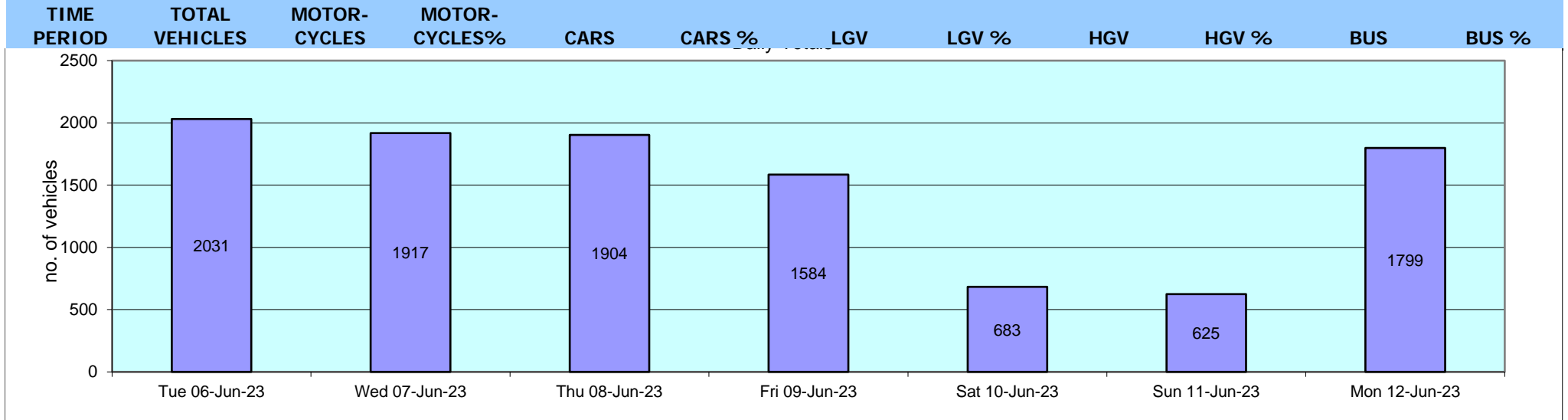
12384 IMMINGHAM Site No: 12384004 Location Site 4 - Queens Rd, Immingham
 Tue 06-Jun-23 to Mon 12-Jun-23 Channel: Southeastbound

TIME PERIOD	TOTAL VEHICLES	MOTOR-CYCLES	MOTOR-CYCLES%	CARS	CARS %	LGV	LGV %	HGV	HGV %	BUS	BUS %
24H,0-24	683	28	4.1	539	78.9	75	11.0	40	5.9	1	0.2
Sun 11-Jun-23											
00:00	4	0	0.0	1	25.0	1	25.0	2	50.0	0	0.0
01:00	1	0	0.0	1	100.0	0	0.0	0	0.0	0	0.0
02:00	0	0	-	0	-	0	-	0	-	0	-
03:00	1	0	0.0	1	100.0	0	0.0	0	0.0	0	0.0
04:00	4	0	0.0	4	100.0	0	0.0	0	0.0	0	0.0
05:00	14	3	21.4	9	64.3	0	0.0	2	14.3	0	0.0
06:00	43	1	2.3	33	76.7	3	7.0	6	14.0	0	0.0
07:00	23	2	8.7	14	60.9	4	17.4	3	13.0	0	0.0
08:00	24	0	0.0	21	87.5	1	4.2	2	8.3	0	0.0
09:00	48	1	2.1	37	77.1	3	6.3	7	14.6	0	0.0
10:00	61	2	3.3	49	80.3	8	13.1	2	3.3	0	0.0
11:00	58	2	3.5	41	70.7	10	17.2	5	8.6	0	0.0
12:00	57	3	5.3	45	79.0	4	7.0	5	8.8	0	0.0
13:00	69	0	0.0	56	81.2	8	11.6	5	7.3	0	0.0
14:00	50	1	2.0	43	86.0	1	2.0	5	10.0	0	0.0
15:00	40	1	2.5	35	87.5	0	0.0	4	10.0	0	0.0
16:00	28	1	3.6	23	82.1	2	7.1	2	7.1	0	0.0
17:00	31	4	12.9	24	77.4	2	6.5	1	3.2	0	0.0
18:00	24	2	8.3	17	70.8	3	12.5	2	8.3	0	0.0
19:00	20	0	0.0	17	85.0	2	10.0	1	5.0	0	0.0
20:00	10	0	0.0	8	80.0	2	20.0	0	0.0	0	0.0
21:00	6	1	16.7	5	83.3	0	0.0	0	0.0	0	0.0
22:00	4	0	0.0	3	75.0	1	25.0	0	0.0	0	0.0
23:00	5	0	0.0	3	60.0	1	20.0	1	20.0	0	0.0
12H,7-19	513	19	3.7	405	79.0	46	9.0	43	8.4	0	0.0
16H,6-22	592	21	3.6	468	79.1	53	9.0	50	8.5	0	0.0
18H,6-24	601	21	3.5	474	78.9	55	9.2	51	8.5	0	0.0
24H,0-24	625	24	3.8	490	78.4	56	9.0	55	8.8	0	0.0
Mon 12-Jun-23											
00:00	1	0	0.0	1	100.0	0	0.0	0	0.0	0	0.0
01:00	3	0	0.0	2	66.7	0	0.0	1	33.3	0	0.0
02:00	2	1	50.0	1	50.0	0	0.0	0	0.0	0	0.0
03:00	2	0	0.0	2	100.0	0	0.0	0	0.0	0	0.0
04:00	10	1	10.0	9	90.0	0	0.0	0	0.0	0	0.0

12384 IMMINGHAM Site No: 12384004 Location Site 4 - Queens Rd, Immingham
 Tue 06-Jun-23 to Mon 12-Jun-23 Channel: Southeastbound

TIME PERIOD	TOTAL VEHICLES	MOTOR-CYCLES	MOTOR-CYCLES%	CARS	CARS %	LGV	LGV %	HGV	HGV %	BUS	BUS %
05:00	80	6	7.5	61	76.3	4	5.0	9	11.3	0	0.0
06:00	141	6	4.3	103	73.1	13	9.2	19	13.5	0	0.0
07:00	231	6	2.6	170	73.6	33	14.3	22	9.5	0	0.0
08:00	171	4	2.3	120	70.2	31	18.1	16	9.4	0	0.0
09:00	126	3	2.4	79	62.7	24	19.1	20	15.9	0	0.0
10:00	116	3	2.6	72	62.1	30	25.9	11	9.5	0	0.0
11:00	119	1	0.8	74	62.2	26	21.9	18	15.1	0	0.0
12:00	148	1	0.7	105	71.0	26	17.6	16	10.8	0	0.0
13:00	139	6	4.3	99	71.2	10	7.2	24	17.3	0	0.0
14:00	135	5	3.7	80	59.3	21	15.6	26	19.3	3	2.2
15:00	116	2	1.7	79	68.1	15	12.9	20	17.2	0	0.0
16:00	75	2	2.7	53	70.7	9	12.0	11	14.7	0	0.0
17:00	77	5	6.5	59	76.6	5	6.5	8	10.4	0	0.0
18:00	37	2	5.4	30	81.1	3	8.1	2	5.4	0	0.0
19:00	27	1	3.7	18	66.7	2	7.4	5	18.5	1	3.7
20:00	17	0	0.0	10	58.8	2	11.8	5	29.4	0	0.0
21:00	13	0	0.0	11	84.6	0	0.0	2	15.4	0	0.0
22:00	6	0	0.0	4	66.7	0	0.0	2	33.3	0	0.0
23:00	7	0	0.0	7	100.0	0	0.0	0	0.0	0	0.0
12H,7-19	1490	40	2.7	1020	68.5	233	15.6	194	13.0	3	0.2
16H,6-22	1688	47	2.8	1162	68.8	250	14.8	225	13.3	4	0.2
18H,6-24	1701	47	2.8	1173	69.0	250	14.7	227	13.4	4	0.2
24H,0-24	1799	55	3.1	1249	69.4	254	14.1	237	13.2	4	0.2
Daily Totals											
Tue 06-Jun-23	2031	77	3.8	1391	68.5	276	13.6	281	13.8	6	0.3
Wed 07-Jun-23	1917	65	3.4	1343	70.1	234	12.2	269	14.0	6	0.3
Thu 08-Jun-23	1904	69	3.6	1366	71.7	237	12.5	227	11.9	5	0.3
Fri 09-Jun-23	1584	72	4.6	1097	69.3	215	13.6	197	12.4	3	0.2
Sat 10-Jun-23	683	28	4.1	539	78.9	75	11.0	40	5.9	1	0.2
Sun 11-Jun-23	625	24	3.8	490	78.4	56	9.0	55	8.8	0	0.0
Mon 12-Jun-23	1799	55	3.1	1249	69.4	254	14.1	237	13.2	4	0.2
Total Vehicles											
[--]	10543	390	3.8	7475	72.3	1347	12.3	1306	11.4	25	0.2

Daily Totals



12384 IMMINGHAM Site No: 12384004 Location Site 4 - Queens Rd, Immingham
 Tue 06-Jun-23 to Mon 12-Jun-23 Channel: Southeastbound

Time Period	Total Vehicles	85%ile Speed	Mean Speed	Stand Dev.	<6Mph	6-<11	11-<16	16-<21	21-<26	26-<31	31-<36	36-<41	41-<46	46-<51	51-<56	=>56
-------------	----------------	--------------	------------	------------	-------	-------	--------	--------	--------	--------	--------	--------	--------	--------	--------	------

Tue 06-Jun-23																
00:00	4	-	34.8	7.6	0	0	0	0	1	0	0	3	0	0	0	0
01:00	1	-	38.5	-	0	0	0	0	0	0	0	1	0	0	0	0
02:00	3	-	38.5	1.7	0	0	0	0	0	0	0	3	0	0	0	0
03:00	3	-	31.8	5.9	0	0	0	0	0	2	0	1	0	0	0	0
04:00	18	35.7	31.3	7.4	0	0	2	0	1	1	11	3	0	0	0	0
05:00	85	42.7	36.6	6	0	0	0	0	0	12	34	23	8	7	1	0
06:00	145	42.4	35.1	7.8	1	0	3	1	8	19	50	35	20	5	2	1
07:00	249	38.9	33.5	5.7	0	2	1	5	7	46	114	62	10	2	0	0
08:00	215	38.6	31.9	6.7	0	2	2	9	18	57	69	48	9	1	0	0
09:00	145	34.2	29	5.3	0	0	4	4	23	65	42	6	1	0	0	0
10:00	151	35.1	30.3	5.5	0	0	3	4	19	48	65	11	0	1	0	0
11:00	136	35.2	29.5	6.5	0	2	2	9	19	42	49	10	3	0	0	0
12:00	151	34.7	29.6	5.6	0	0	6	6	9	68	53	8	1	0	0	0
13:00	163	35.4	30.9	6	0	0	1	8	12	59	66	13	2	0	0	2
14:00	121	37.5	32.1	6.7	0	0	0	3	10	45	40	15	3	2	2	1
15:00	139	35.5	30.1	7.4	1	0	7	9	8	42	56	11	3	1	0	1
16:00	104	39.2	33.4	6.2	0	0	1	2	6	22	44	20	6	3	0	0
17:00	91	39.2	33	6.9	0	0	4	3	3	14	36	26	5	0	0	0
18:00	50	40.7	34.6	8.1	0	0	2	0	2	12	12	15	2	4	1	0
19:00	20	37.9	33.3	5.7	0	0	0	1	1	2	11	4	1	0	0	0
20:00	10	41	35	6.4	0	0	0	0	1	1	4	2	2	0	0	0
21:00	11	39.1	34.9	4.7	0	0	0	0	0	2	5	3	1	0	0	0
22:00	9	-	44.6	7.1	0	0	0	0	0	0	0	3	4	0	1	1
23:00	7	-	36.4	4.2	0	0	0	0	0	0	4	2	1	0	0	0
12H,7-19	1715	37.1	31.4	6.5	1	6	33	62	136	520	646	245	45	14	3	4
16H,6-22	1901	37.8	31.7	6.6	2	6	36	64	146	544	716	289	69	19	5	5
18H,6-24	1917	37.9	31.8	6.7	2	6	36	64	146	544	720	294	74	19	6	6
24H,0-24	2031	38.2	32	6.7	2	6	38	64	148	559	765	328	82	26	7	6

Wed 07-Jun-23																
00:00	4	-	34.8	6.4	0	0	0	0	0	1	2	0	1	0	0	0
01:00	2	-	28.5	7.1	0	0	0	0	1	0	1	0	0	0	0	0
02:00	2	-	38.5	1.8	0	0	0	0	0	0	0	2	0	0	0	0
03:00	3	-	28.5	5	0	0	0	0	1	1	1	0	0	0	0	0
04:00	17	38	31.1	8.8	0	1	1	0	1	2	7	5	0	0	0	0
05:00	91	44.2	37.2	5.9	0	0	0	0	0	8	40	20	14	9	0	0
06:00	128	40.9	35.5	7.3	0	1	4	0	3	12	45	44	12	5	2	0
07:00	227	39.3	33.3	6.3	0	1	3	7	11	39	91	61	14	0	0	0
08:00	209	38.7	32.9	6.3	1	0	2	2	19	40	89	44	10	1	0	1

12384 IMMINGHAM Site No: 12384004 Location Site 4 - Queens Rd, Immingham
 Tue 06-Jun-23 to Mon 12-Jun-23 Channel: Southeastbound

Time Period	Total Vehicles	85%ile Speed	Mean Speed	Stand Dev.	<6Mph	6-<11	11-<16	16-<21	21-<26	26-<31	31-<36	36-<41	41-<46	46-<51	51-<56	=>56
09:00	115	35.3	30.8	4.6	0	0	0	3	9	47	44	12	0	0	0	0
10:00	107	35.7	29.6	6.1	0	0	1	10	13	39	29	14	1	0	0	0
11:00	122	36.1	31	5.8	0	1	2	4	8	40	48	19	0	0	0	0
12:00	109	34.9	28.4	7.1	0	4	4	5	17	35	35	9	0	0	0	0
13:00	161	35.4	29.5	6.5	0	1	8	8	14	59	53	18	0	0	0	0
14:00	132	37.4	31.8	5.6	0	0	0	3	8	53	42	20	4	2	0	0
15:00	144	35.5	31.7	5.6	0	0	4	5	1	39	81	8	6	0	0	0
16:00	118	36.9	32.4	5.8	0	0	3	0	6	32	56	15	5	0	1	0
17:00	96	40.2	35	8.2	0	0	3	5	1	11	28	39	3	2	2	2
18:00	59	40.7	35.7	6.5	0	0	2	0	0	7	19	23	7	0	1	0
19:00	23	38.6	31.5	8.3	0	0	0	3	1	8	6	2	1	2	0	0
20:00	13	39.2	34.7	4.8	0	0	0	0	0	3	5	4	1	0	0	0
21:00	22	43.6	35.5	9.4	0	0	0	4	0	2	1	7	8	0	0	0
22:00	9	-	38.5	5.2	0	0	0	0	0	0	3	4	1	1	0	0
23:00	4	-	34.8	11.1	0	0	0	1	0	0	0	2	1	0	0	0
12H,7-19	1599	37.8	31.8	6.5	1	7	32	52	107	441	615	282	50	5	4	3
16H,6-22	1785	38.4	32.1	6.7	1	8	36	59	111	466	672	339	72	12	6	3
18H,6-24	1798	38.5	32.1	6.7	1	8	36	60	111	466	675	345	74	13	6	3
24H,0-24	1917	38.7	32.4	6.7	1	9	37	60	114	478	726	372	89	22	6	3
Thu 08-Jun-23																
00:00	1	-	53.5	-	0	0	0	0	0	0	0	0	0	0	1	0
01:00	4	-	42.3	2.8	0	0	0	0	0	0	0	1	3	0	0	0
02:00	1	-	33.5	-	0	0	0	0	0	0	1	0	0	0	0	0
03:00	5	-	36.5	5.8	0	0	0	0	0	1	1	2	1	0	0	0
04:00	25	38.3	34.1	5.3	0	0	1	0	0	1	15	8	0	0	0	0
05:00	91	43.4	36.9	6.9	0	0	1	1	1	8	33	27	12	5	3	0
06:00	120	43	36.5	7.1	0	1	2	0	1	14	38	39	16	7	2	0
07:00	217	39.3	33.4	6.9	0	2	4	11	4	25	100	58	10	1	2	0
08:00	214	37.1	32.2	5.8	0	1	3	6	8	54	102	34	4	2	0	0
09:00	142	35.7	31.1	6	0	0	3	4	11	47	59	15	2	0	0	1
10:00	138	35.4	30.1	5.7	0	0	4	5	10	60	43	14	2	0	0	0
11:00	135	35.3	29.7	6.8	2	1	3	9	11	37	60	11	1	0	0	0
12:00	148	35.4	31	5.2	0	0	1	4	15	47	66	12	3	0	0	0
13:00	153	35.8	31.6	5.1	0	0	0	3	20	32	77	18	3	0	0	0
14:00	129	37.5	31.6	6.1	0	0	2	3	14	37	47	21	4	1	0	0
15:00	121	39.8	34.2	6.4	0	0	1	5	4	18	43	41	7	1	1	0
16:00	93	38.5	32.7	6.9	0	0	1	5	5	20	36	23	1	0	1	1
17:00	76	42.1	36.4	6.7	0	0	2	1	1	4	25	29	10	4	0	0
18:00	44	44.1	35.7	9.1	0	1	2	0	0	6	14	9	8	3	1	0

12384 IMMINGHAM Site No: 12384004 Location Site 4 - Queens Rd, Immingham
 Tue 06-Jun-23 to Mon 12-Jun-23 Channel: Southeastbound

Time Period	Total Vehicles	85%ile Speed	Mean Speed	Stand Dev.	<6Mph	6-<11	11-<16	16-<21	21-<26	26-<31	31-<36	36-<41	41-<46	46-<51	51-<56	=>56
19:00	15	39.8	33.5	6.7	0	0	0	1	0	4	5	3	2	0	0	0
20:00	14	36.7	32.1	4.8	0	0	0	0	1	5	5	3	0	0	0	0
21:00	8	-	35.4	6.1	0	0	0	0	0	2	3	1	2	0	0	0
22:00	7	-	39.2	6.2	0	0	0	0	0	0	3	1	2	1	0	0
23:00	3	-	23.5	8.8	0	0	1	0	0	2	0	0	0	0	0	0
12H,7-19	1610	38.1	32.1	6.4	2	5	26	56	103	387	672	285	55	12	5	2
16H,6-22	1767	38.5	32.5	6.6	2	6	28	57	105	412	723	331	75	19	7	2
18H,6-24	1777	38.6	32.5	6.6	2	6	29	57	105	414	726	332	77	20	7	2
24H,0-24	1904	38.9	32.7	6.7	2	6	31	58	106	424	776	370	93	25	11	2
Fri 09-Jun-23																
00:00	4	-	34.8	4.9	0	0	0	0	0	1	1	2	0	0	0	0
01:00	2	-	28.5	1.8	0	0	0	0	0	2	0	0	0	0	0	0
02:00	2	-	33.5	1.8	0	0	0	0	0	0	2	0	0	0	0	0
03:00	2	-	38.5	1.8	0	0	0	0	0	0	0	2	0	0	0	0
04:00	6	-	29.3	8.7	0	0	1	0	0	2	2	1	0	0	0	0
05:00	57	44.5	37.4	8.3	0	1	0	1	3	2	15	19	10	4	1	1
06:00	122	40.9	34.3	7.4	0	1	2	0	8	27	34	32	13	3	2	0
07:00	202	39.6	33.4	6.9	0	1	4	7	8	37	73	58	10	2	2	0
08:00	162	38.8	31.4	7.9	0	4	4	2	23	37	53	25	11	2	1	0
09:00	128	35.8	30.4	5.8	0	0	3	5	12	48	42	17	1	0	0	0
10:00	118	35.9	29.6	6.6	0	1	2	10	15	37	35	17	1	0	0	0
11:00	114	38.7	31.4	8.1	0	2	5	9	4	21	43	23	6	1	0	0
12:00	114	36.2	30.2	7	0	2	3	7	5	46	33	13	5	0	0	0
13:00	114	38.4	31.6	6.9	0	0	3	7	8	29	38	24	4	1	0	0
14:00	104	38.2	32.3	7	0	0	3	5	6	21	46	16	3	4	0	0
15:00	85	39	31.5	8.5	0	1	7	2	5	19	25	21	3	1	1	0
16:00	66	40	33.1	7.2	0	0	3	1	4	13	21	17	7	0	0	0
17:00	60	40.6	36	5.4	0	0	0	0	1	7	25	18	6	3	0	0
18:00	52	43.9	36.1	9.3	0	0	2	3	1	4	14	14	10	1	2	1
19:00	25	40.4	33.3	12	0	3	0	2	0	1	5	10	2	1	1	0
20:00	19	42.1	35.1	6.4	0	0	0	0	0	6	6	3	3	1	0	0
21:00	16	36.2	32.6	6	0	0	1	0	0	2	10	3	0	0	0	0
22:00	5	-	33.5	10	0	0	0	1	0	1	0	2	1	0	0	0
23:00	5	-	24.5	10.9	0	0	1	2	0	0	1	1	0	0	0	0
12H,7-19	1319	38.9	31.9	7.4	0	11	39	58	92	319	448	263	67	15	6	1
16H,6-22	1501	39.2	32.2	7.5	0	15	42	60	100	355	503	311	85	20	9	1
18H,6-24	1511	39.2	32.2	7.5	0	15	43	63	100	356	504	314	86	20	9	1
24H,0-24	1584	39.4	32.3	7.6	0	16	44	64	103	363	524	338	96	24	10	2

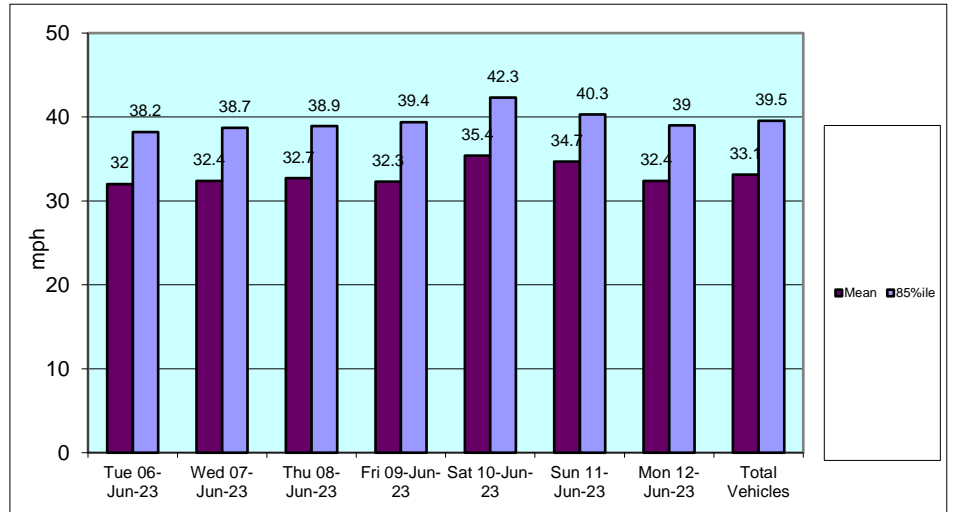
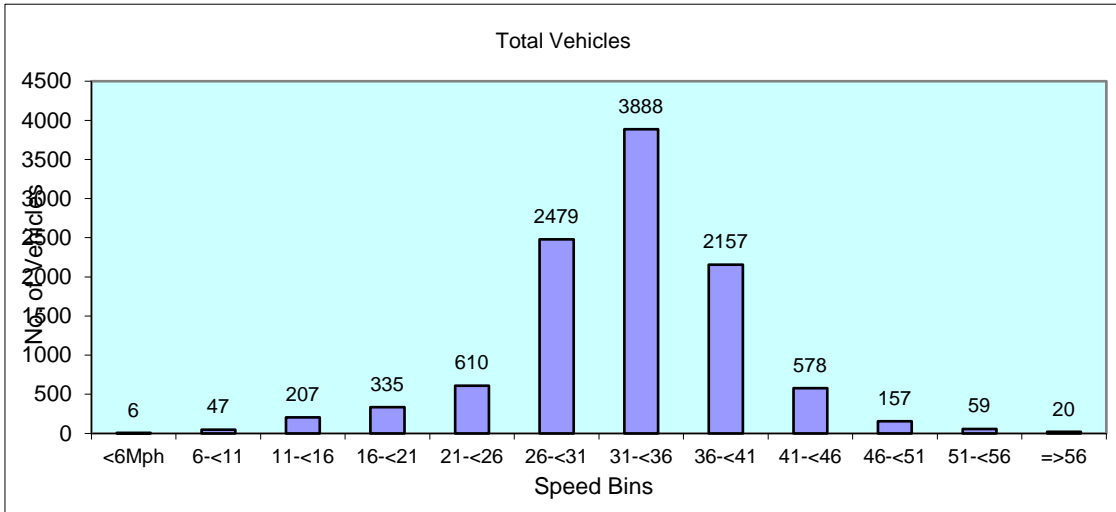
Sat 10-Jun-23

12384 IMMINGHAM Site No: 12384004 Location Site 4 - Queens Rd, Immingham
 Tue 06-Jun-23 to Mon 12-Jun-23 Channel: Southeastbound

Time Period	Total Vehicles	85%ile Speed	Mean Speed	Stand Dev.	<6Mph	6-<11	11-<16	16-<21	21-<26	26-<31	31-<36	36-<41	41-<46	46-<51	51-<56	=>56
00:00	4	-	41	3.2	0	0	0	0	0	0	0	2	2	0	0	0
01:00	3	-	41.8	5.9	0	0	0	0	0	0	0	2	0	1	0	0
02:00	2	-	41	3.5	0	0	0	0	0	0	0	1	1	0	0	0
03:00	0	-	-	-	0	0	0	0	0	0	0	0	0	0	0	0
04:00	3	-	38.5	5	0	0	0	0	0	0	1	1	1	0	0	0
05:00	29	47.4	40.1	6.6	0	0	0	0	0	1	7	11	4	4	2	0
06:00	38	45.2	39.8	5.7	0	0	0	0	0	1	10	10	13	3	1	0
07:00	29	49.9	37.3	12.4	0	1	1	1	1	5	3	6	3	4	3	1
08:00	48	40.7	33.7	7.9	0	0	0	6	1	5	18	11	6	0	1	0
09:00	60	40	32.8	8.5	0	1	0	3	8	10	19	12	5	0	1	1
10:00	44	39.1	33.5	5.5	0	0	0	1	1	12	16	11	3	0	0	0
11:00	56	38.3	32.2	6.8	0	0	2	3	1	13	24	9	4	0	0	0
12:00	53	43.5	36.6	6.5	0	0	0	1	1	7	16	14	11	3	0	0
13:00	72	39.1	34.3	5.8	0	0	2	0	1	9	35	22	2	0	1	0
14:00	41	41.6	35.5	7.7	0	0	0	1	0	11	13	9	3	1	3	0
15:00	49	38.8	33.8	6.5	0	0	1	0	2	9	23	11	2	0	0	1
16:00	39	40	33.4	6.4	0	0	0	1	1	14	11	7	4	1	0	0
17:00	38	46.8	38	8.9	0	0	0	2	0	6	8	8	7	5	1	1
18:00	22	44.2	38.7	6.6	0	0	0	0	0	4	1	10	5	1	1	0
19:00	13	40.1	37.3	3.3	0	0	0	0	0	0	4	8	1	0	0	0
20:00	18	42	37.1	4.7	0	0	0	0	0	1	7	6	4	0	0	0
21:00	12	40.1	37.3	5	0	0	0	0	0	1	3	7	0	1	0	0
22:00	5	-	34.5	8.3	0	0	0	0	0	2	2	0	0	1	0	0
23:00	5	-	36.5	5.8	0	0	0	0	0	1	1	2	1	0	0	0
12H,7-19	551	41.2	34.6	7.6	0	2	6	19	17	105	187	130	55	15	11	4
16H,6-22	632	41.9	35.1	7.4	0	2	6	19	17	108	211	161	73	19	12	4
18H,6-24	642	41.9	35.1	7.4	0	2	6	19	17	111	214	163	74	20	12	4
24H,0-24	683	42.3	35.4	7.4	0	2	6	19	17	112	222	180	82	25	14	4
Sun 11-Jun-23																
00:00	4	-	34.8	7.6	0	0	0	0	0	2	0	1	1	0	0	0
01:00	1	-	48.5	-	0	0	0	0	0	0	0	0	0	1	0	0
02:00	0	-	-	-	0	0	0	0	0	0	0	0	0	0	0	0
03:00	1	-	18.5	-	0	0	0	1	0	0	0	0	0	0	0	0
04:00	4	-	31	5.2	0	0	0	0	1	0	3	0	0	0	0	0
05:00	14	42	37.4	6.4	0	0	0	0	0	1	6	4	2	0	1	0
06:00	43	43.3	37.2	6.4	0	0	0	1	2	3	8	17	11	1	0	0
07:00	23	43.6	36.3	9.8	0	1	1	0	0	0	8	8	2	2	1	0
08:00	24	38.7	34.8	3.7	0	0	0	0	0	3	12	9	0	0	0	0
09:00	48	38.9	33.8	6	0	0	0	2	0	10	23	9	2	2	0	0

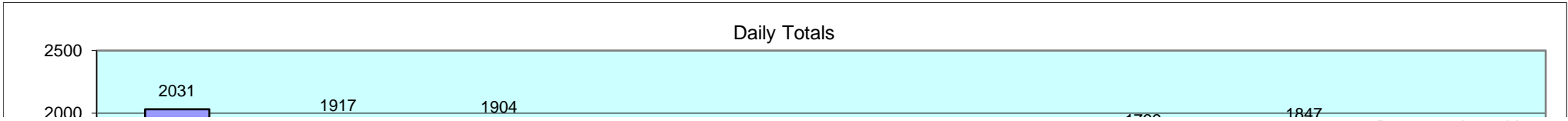
Time Period	Total Vehicles	85%ile Speed	Mean Speed	Stand Dev.	<6Mph	6-<11	11-<16	16-<21	21-<26	26-<31	31-<36	36-<41	41-<46	46-<51	51-<56	=>56
10:00	61	39.9	34.9	6.6	0	0	2	1	0	7	24	22	2	3	0	0
11:00	58	39.6	33.7	6.6	0	0	2	1	1	12	20	18	3	1	0	0
12:00	57	37.3	32.1	6.9	0	1	1	1	1	18	23	11	0	0	0	1
13:00	69	39.4	34.4	5.9	0	0	2	0	2	7	32	22	3	1	0	0
14:00	50	39.4	34.7	5.1	0	0	0	1	0	9	19	19	1	1	0	0
15:00	40	40	35.5	5.4	0	0	0	0	1	5	17	13	2	2	0	0
16:00	28	39.9	35.1	6	0	0	1	0	0	3	10	12	2	0	0	0
17:00	31	43	34.8	8.2	0	0	1	1	2	4	9	6	7	1	0	0
18:00	24	43.3	36	8.2	0	0	0	1	1	4	6	7	2	2	1	0
19:00	20	39.8	34.5	7.3	0	0	0	0	3	2	7	6	1	0	1	0
20:00	10	41	32	11.9	0	0	2	0	1	0	3	2	1	1	0	0
21:00	6	-	37.7	10.2	0	0	0	0	1	0	2	1	1	0	1	0
22:00	4	-	36	6.5	0	0	0	0	0	1	1	1	1	0	0	0
23:00	5	-	36.5	4.7	0	0	0	0	0	1	0	4	0	0	0	0
12H,7-19	513	39.9	34.4	6.5	0	2	10	8	8	82	203	156	26	15	2	1
16H,6-22	592	40.3	34.6	6.7	0	2	12	9	15	87	223	182	40	17	4	1
18H,6-24	601	40.3	34.6	6.7	0	2	12	9	15	89	224	187	41	17	4	1
24H,0-24	625	40.3	34.7	6.8	0	2	12	10	16	92	233	192	44	18	5	1
Mon 12-Jun-23																
00:00	1	-	28.5	-	0	0	0	0	0	1	0	0	0	0	0	0
01:00	3	-	35.2	3.1	0	0	0	0	0	0	2	1	0	0	0	0
02:00	2	-	26	17.7	0	0	1	0	0	0	0	1	0	0	0	0
03:00	2	-	36	3.5	0	0	0	0	0	0	1	1	0	0	0	0
04:00	10	46	34	12.9	0	0	2	0	0	0	4	2	0	1	1	0
05:00	80	44.1	38.5	6.7	0	0	1	0	1	3	20	32	17	3	1	2
06:00	141	40.8	35	6.7	0	2	1	1	1	25	50	41	14	6	0	0
07:00	231	40.2	34.5	6.2	0	0	1	11	6	28	84	79	21	0	1	0
08:00	171	39.1	33.2	6.3	1	1	3	1	6	40	58	56	5	0	0	0
09:00	126	35.2	29.5	6	0	0	4	7	16	46	40	12	1	0	0	0
10:00	116	35.6	30.6	6.2	0	1	5	2	6	41	47	12	2	0	0	0
11:00	119	35.8	30.3	6.6	0	0	3	5	15	44	35	11	5	0	1	0
12:00	148	35.4	30.2	6.3	0	2	6	5	7	50	63	15	0	0	0	0
13:00	139	35.8	30.6	5.5	0	0	0	10	13	43	54	19	0	0	0	0
14:00	135	36.1	31	6.4	0	0	4	1	17	43	49	17	1	2	1	0
15:00	116	36.4	31.4	5.7	0	0	1	6	4	43	43	14	5	0	0	0
16:00	75	38.8	31.5	7.6	0	0	2	9	4	12	28	15	5	0	0	0
17:00	77	40.3	35	5.9	0	0	1	1	2	7	36	21	7	2	0	0
18:00	37	43.1	36.9	7	0	0	1	0	1	4	7	15	7	2	0	0
19:00	27	35.2	30.4	6.1	0	0	2	0	0	12	10	3	0	0	0	0

Time Period	Total Vehicles	85%ile Speed	Mean Speed	Stand Dev.	<6Mph	6-<11	11-<16	16-<21	21-<26	26-<31	31-<36	36-<41	41-<46	46-<51	51-<56	=>56
20:00	17	37.6	33.2	5.6	0	0	0	1	0	3	9	3	1	0	0	0
21:00	13	43.8	35.8	9.1	0	0	0	0	2	3	0	6	0	1	1	0
22:00	6	-	31.8	4.3	0	0	0	0	0	3	2	1	0	0	0	0
23:00	7	-	24.9	9.1	0	0	1	0	5	0	0	0	1	0	0	0
12H,7-19	1490	38.3	31.9	6.5	1	4	31	58	97	401	544	286	59	6	3	0
16H,6-22	1688	38.6	32.2	6.6	1	6	34	60	100	444	613	339	74	13	4	0
18H,6-24	1701	38.6	32.1	6.6	1	6	35	60	105	447	615	340	75	13	4	0
24H,0-24	1799	39	32.4	6.8	1	6	39	60	106	451	642	377	92	17	6	2
Daily Totals																
Tue 06-Jun-23	2031	38.2	32	6.7	2	6	38	64	148	559	765	328	82	26	7	6
Wed 07-Jun-23	1917	38.7	32.4	6.7	1	9	37	60	114	478	726	372	89	22	6	3
Thu 08-Jun-23	1904	38.9	32.7	6.7	2	6	31	58	106	424	776	370	93	25	11	2
Fri 09-Jun-23	1584	39.4	32.3	7.6	0	16	44	64	103	363	524	338	96	24	10	2
Sat 10-Jun-23	683	42.3	35.4	7.4	0	2	6	19	17	112	222	180	82	25	14	4
Sun 11-Jun-23	625	40.3	34.7	6.8	0	2	12	10	16	92	233	192	44	18	5	1
Mon 12-Jun-23	1799	39	32.4	6.8	1	6	39	60	106	451	642	377	92	17	6	2
Total Vehicles																
[--]	10543	39.5	33.1	7.0	6	47	207	335	610	2479	3888	2157	578	157	59	20



12384 IMMINGHAM Site No: 12384004 Location Site 4 - Queens Rd, Immingham
 Channel: Southeastbound

TIME PERIOD	Tue 06/06/23	Wed 07/06/23	Thu 08/06/23	Fri 09/06/23	Sat 10/06/23	Sun 11/06/23	Mon 12/06/23	5-Day Av	7-Day Av
Week Begin: 06-Jun-23									
00:00	4	4	1	4	4	4	1	3	3
01:00	1	2	4	2	3	1	3	2	2
02:00	3	2	1	2	2	0	2	2	2
03:00	3	3	5	2	0	1	2	3	2
04:00	18	17	25	6	3	4	10	15	12
05:00	85	91	91	57	29	14	80	81	64
06:00	145	128	120	122	38	43	141	131	105
07:00	249	227	217	202	29	23	231	225	168
08:00	215	209	214	162	48	24	171	194	149
09:00	145	115	142	128	60	48	126	131	109
10:00	151	107	138	118	44	61	116	126	105
11:00	136	122	135	114	56	58	119	125	106
12:00	151	109	148	114	53	57	148	134	111
13:00	163	161	153	114	72	69	139	146	124
14:00	121	132	129	104	41	50	135	124	102
15:00	139	144	121	85	49	40	116	121	99
16:00	104	118	93	66	39	28	75	91	75
17:00	91	96	76	60	38	31	77	80	67
18:00	50	59	44	52	22	24	37	48	41
19:00	20	23	15	25	13	20	27	22	20
20:00	10	13	14	19	18	10	17	15	14
21:00	11	22	8	16	12	6	13	14	13
22:00	9	9	7	5	5	4	6	7	6
23:00	7	4	3	5	5	5	7	5	5
12H,7-19	1715	1599	1610	1319	551	513	1490	1547	1257
16H,6-22	1901	1785	1767	1501	632	592	1688	1728	1409
18H,6-24	1917	1798	1777	1511	642	601	1701	1741	1421
24H,0-24	2031	1917	1904	1584	683	625	1799	1847	1506
Am	07:00	07:00	07:00	07:00	09:00	10:00	07:00		
Peak	249	227	217	202	60	61	231		
Pm	13:00	13:00	13:00	13:00	13:00	13:00	12:00		
Peak	163	161	153	114	72	69	148		



12384 IMMINGHAM Site No: 12384004 Location Site 4 - Queens Rd, Immingham
 Channel: Southeastbound

